



ZAGREBAČKA
BURZA

Zagreb Stock Exchange

Monthly report
March 2017

Zagreb, April 2017

This publication was prepared and published by the Zagreb Stock Exchange Inc., Ivana Lučića 2a/22, Zagreb (hereinafter: Exchange).

The publication is intended to provide information to the public and shall not be deemed to constitute an offer or invitation to buy or advice on trade or investment in financial instruments or opinion on the terms of the purchase or sale of any financial instrument mentioned therein whether favourable or not, nor should it be relied on as a substitute for own judgement or assessment by any user of this publication.

The Exchange waives responsibility and liability for any damage which might arise out of the use of information contained therein.

Further use of information available in this publication is permitted by the Exchange provided that the source is cited.

Copyright © 2017. Zagreb Stock Exchange
Zagreb
Ivana Lučića 2a/22

All rights reserved.

Content:

- 1. GENERAL CHARACTERISTICS 1**
- 2. TURNOVER AND MARKET CAPITALIZATION BY SECTOR 3**
- 3. STOCKS WITH THE LARGEST MARKET CAPITALIZATION..... 4**
- 4. MOST ACTIVE STOCKS BY TURNOVER 5**
- 5. STOCKS PERFORMANCE 6**
- 6. EQUITY BLOCK TURNOVER..... 8**
- 7. BONDS PERFORMANCE 8**
- 8. OTC TURNOVER 9**
- 9. TOP 10 MEMBERS..... 10**
 - 9.1. TOP 10 MEMBERS BY EQUITY TURNOVER 10
 - 9.2. TOP 10 MEMBERS BY BOND TURNOVER 10
 - 9.3. TOP 10 MEMBERS BY TOTAL TURNOVER..... 10
- 10. BEST PERFORMING STOCKS 11**
- 11. UNDER PERFORMING STOCKS 11**

1. General characteristics

	February	March	% change
Orderbook turnover :			
Stocks	386.142.279	530.740.729	37,4%
Bonds	11.041.076	30.790.171	178,9%
Commercial Bills	0	0	-
Structured products	0	0	-
Equity Block Turnover	33.548.885	67.887.690	102,4%
Debt Block Turnover	18.447.500	4.050.000	-78,0%
Total Turnover	449.179.741	633.468.590	41,0%
Orderbook volume			
Stocks	6.782.086	6.342.386	-6,5%
Bonds	10.457.502	17.903.104	71,2%
Commercial Bills	0	0	-
Structured products	0	0	-
Equity Block Volume	46.629	130.014	178,8%
Debt Block Volume	17.000.000	4.000.000	-76,5%
Total Volume	34.286.217	28.375.504	-17,2%
OTC trades			
Turnover	1.852.627.199	2.254.392.861	21,69%
Volume	1.389.021.969	1.723.375.792	24,1%
Number of trades	225	276	22,7%
CROBEX [®]	2.221,02	1.989,27	-10,4%
CROBEX10 [®]	1.289,18	1.156,87	-10,3%
CROBEXplus	1.304,96	1.201,01	-8,0%
CROBEXindustrija	1.304,78	1.145,85	-12,2%
CROBEXkonstrukt	764,59	815,38	6,6%
CROBEXnutris	829,99	660,01	-20,5%
CROBEXtr	1.361,54	1.219,47	-10,4%
CROBEXtransport	1.108,18	1.174,79	6,0%
CROBEXturist	3.728,30	3.636,06	-2,5%
CROBIS [®]	110,72	109,16	-1,4%
CROBIStr [®]	160,95	159,35	-1,0%
Number of trades	23.018	30.234	31,3%
Number of securities traded	134	131	-2,2%
Number of trading days	20	23	15,0%

(Market Capitalization in millions of HRK)

	February	March	% change
Market capitalization			
Stocks	158.088,86	142.321,80	-10,0%
Bonds	92.361,05	91.175,68	-1,3%
Structured products	0,00	0,00	-
Total	250.449,90	233.497,48	-6,8%
Average daily			
Turnover	22.458.987	27.542.113	22,6%
Volume	1.714.311	1.233.718	-28,0%
Number of trades	1.151	1.315	14,2%

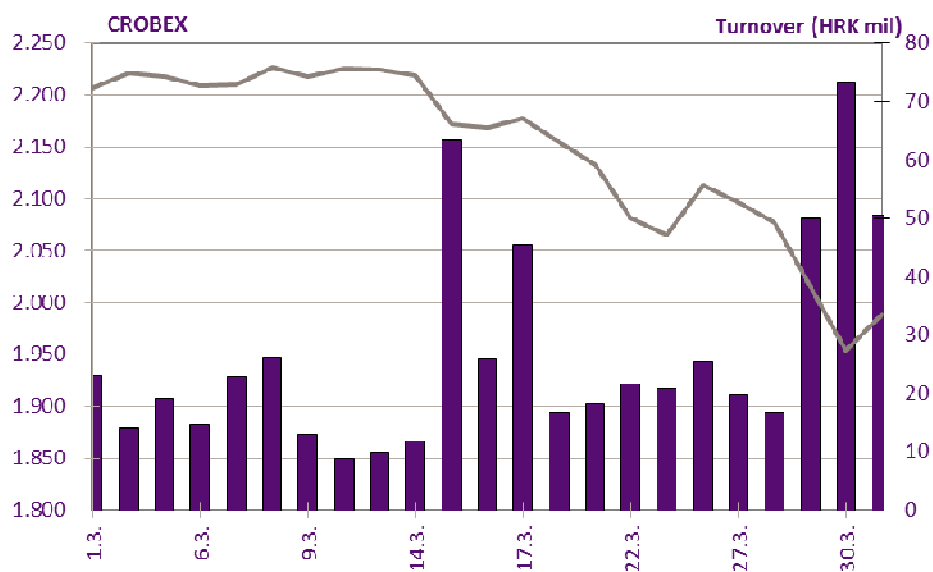


Chart 1: CROBEX® and equity turnover

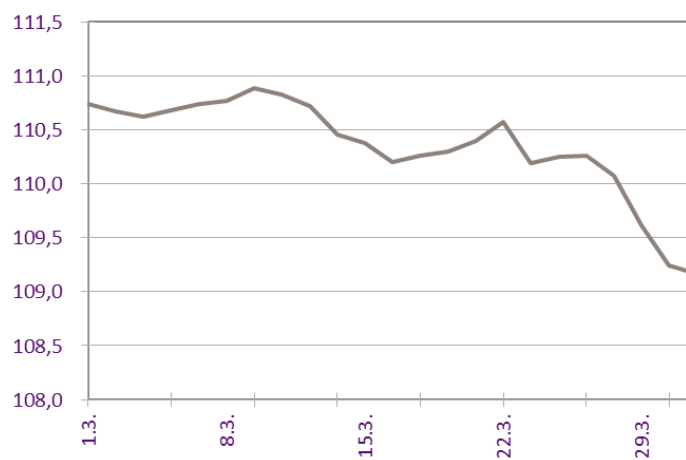


Chart 2: Zagreb Stock Exchange bond index CROBIS®

2. Turnover and Market Capitalization by Sector

Code	Sector	Market Capitalization (HRK)	Turnover (HRK)
A	Agriculture, forestry and fishing	655.863.518	5.895.854
CA	Manufacture of food products, beverages and tobacco products	10.328.232.019	177.514.551
CB	Manufacture of textiles, apparel, leather and related products	54.150.839	393.582
CC	Manufacture of wood and paper products, and printing	213.400.886	3.636
CD	Manufacture of coke, and refined petroleum products	26.500.000.000	749.585
CE	Manufacture of chemicals and chemical products	407.759.564	1.623.384
CF	Manufacture of basic pharmaceutical products and pharmaceutical preparations	13.517.040	27.648
CG	Manufacture of rubber and plastics products, and other non-metallic mineral products	0	0
CH	Manufacture of basic metals and fabricated metal products, except machinery and equipment	73.357.392	29.588
CI	Manufacture of computer, electronic and optical products	1.835.266.640	9.264.065
CJ	Manufacture of electrical equipment	2.465.671.524	8.783.364
CK	Manufacture of machinery and equipment n.e.c.	0	0
CL	Manufacture of transport equipment	1.071.730.331	12.111.301
CM	Other manufacturing, and repair and installation of machinery and equipment	20.700.836	3.305
E	Water supply; sewerage, waste management and remediation activities	0	0
F	Construction	824.853.582	35.380.260
G	Wholesale and retail trade; repair of motor vehicles and motorcycles	4.241.900.438	24.232.821
H	Transportation and storage	9.106.267.598	32.084.817
I	Accommodation and food service activities	20.213.193.275	79.353.643
JA	Publishing, audiovisual and broadcasting activities	33.666.100	2.373
JB	Telecommunications	14.453.221.758	47.630.118
K	Financial and insurance activities	39.249.379.743	36.200.731
L	Real estate activities	486.993.588	347.761
MA	Legal, accounting, management, architecture, engineering, technical testing and analysis activities	9.191.189.980	56.732.202
MB	Scientific research and development	183.357.838	2.115.018
MC	Other professional, scientific and technical activities	0	0
N	Administrative and support service activities	0	0
R	Arts, entertainment and recreation	698.123.160	261.121
	TOTAL	142.321.797.648	530.740.729

3. Stocks with the Largest Market Capitalization

	Symbol	Issuer	Market Capitalization (HRK mil)	Pct. of Mkt Cap (%)	Cumulative percentage (%)
1	INA-R-A	Ina d.d.	26.500,0	18,6	18,6
2	ZABA-R-A	Zagrebačka banka d.d.	19.214,5	13,5	32,1
3	PBZ-R-A	PBZ d.d.	14.687,6	10,3	42,4
4	HT-R-A	HT d.d.	14.231,4	10,0	52,4
5	JNAF-R-A	Janaf d.d.	5.744,7	4,0	56,5
6	ADRS-R-A	Adris grupa d.d.	5.624,3	4,0	60,4
7	RIVP-R-A	VALAMAR RIVIERA d.d.	5.400,3	3,8	64,2
8	PLAG-R-A	Plava laguna d.d.	3.333,6	2,3	66,6
9	MAIS-R-A	Maistra d. d.	3.239,7	2,3	68,8
10	ADRS-P-A	Adris grupa d.d.	3.194,0	2,2	71,1
	Others		41.151,7	28,9	100,0
	Total		142.321,8	100,0	

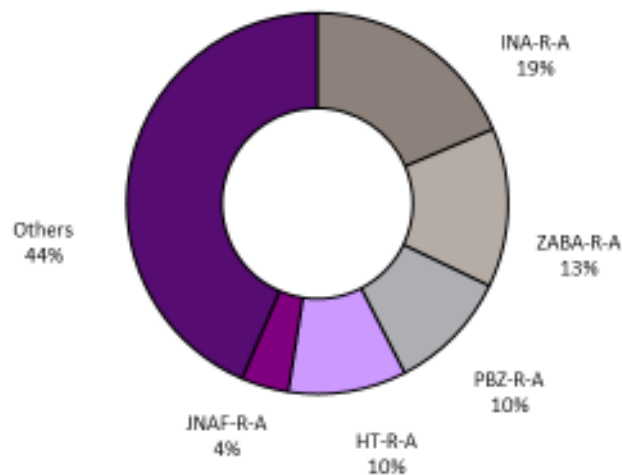


Chart 3: Market Capitalization Structure

4. Most Active Stocks by Turnover

	Symbol	Issuer	Turnover (HRK)	Pct (%)	Cumulative pct (%)
1	LEDO-R-A	Ledo d.d.	79.778.238	15,0	15,0
2	JMNC-R-A	Jamnica d.d.	58.012.678	10,9	26,0
3	RIVP-R-A	VALAMAR RIVIERA d.d.	48.702.030	9,2	35,1
4	ADRS-P-A	Adris grupa d.d.	46.907.399	8,8	44,0
5	HT-R-A	HT d.d.	43.167.921	8,1	52,1
6	ZABA-R-A	Zagrebačka banka d.d.	27.154.636	5,1	57,2
7	DLKV-R-A	Dalekovod d.d.	22.792.629	4,3	61,5
8	ATGR-R-A	Atlantic Grupa d.d.	20.731.664	3,9	65,4
9	PODR-R-A	Podravka d.d.	20.186.721	3,8	69,2
10	ATPL-R-A	Atlantska plovidba d.d.	17.515.233	3,3	72,5
		Others	145.791.579	27,5	100,0
		Total	530.740.729		

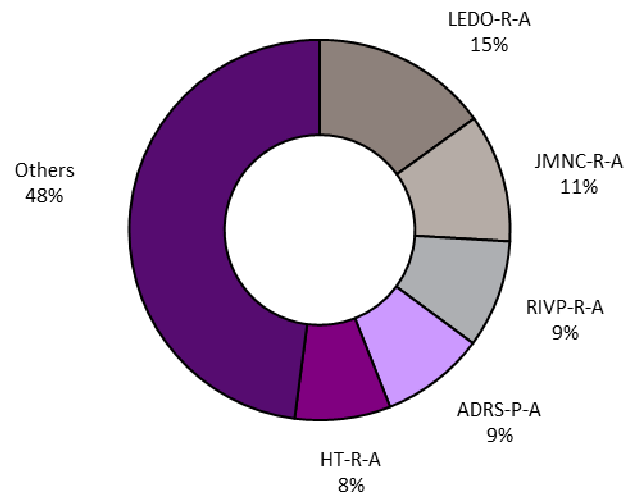


Chart 4: Equity Turnover Structure

5. Stocks Performance

(All prices and turnovers in HRK, market Capitalization in millions of HRK)

	High	Low	Last	Date of last trade	Net change (%)	Volume	Turnover	Market Capitalization
Official market								
ADPL-R-A	165,00	147,00	155,00	31.3.2017	-1,86	72.140	11.470.970	650,9
ARNT-R-A	534,00	470,00	485,00	31.3.2017	-6,50	8.349	4.198.719	1.058,5
ATGR-R-A	935,00	736,00	809,98	31.3.2017	-13,3	24.112	20.731.664	2.700,7
CROS-P-A	6.000,00	4.507,01	6.000,00	24.3.2017	0,00	8	40.775	52,5
CROS-R-A	6.400,00	5.889,00	5.950,00	30.3.2017	-0,80	88	528.187	2.504,6
DLKV-R-A	27,85	20,77	23,30	31.3.2017	7,62	930.506	22.792.629	576,0
GRNL-R-A	109,99	83,80	109,99	7.3.2017	0,0	105	9.422	209,2
HPB-R-A	786,92	660,00	699,00	31.3.2017	-10,38	2.756	1.993.125	1.415,2
HT-R-A	189,80	166,00	173,79	31.3.2017	-8,52	241.132	43.167.921	14.231,4
IGH-R-A	342,00	250,00	298,77	31.3.2017	19,51	6.844	2.115.018	183,4
ILRA-R-A	1.385,00	1.300,00	1.325,00	30.3.2017	-4,33	330	433.838	399,7
INA-R-A	2.990,01	2.650,00	2.650,00	31.3.2017	-11,67	268	749.585	26.500,0
KOEI-R-A	861,00	758,00	790,00	31.3.2017	-7,05	10.422	8.592.430	2.032,0
LEDO-R-A	9.545,00	4.500,00	5.120,00	31.3.2017	-46,39	12.595	79.778.238	1.607,3
LKPC-R-A	577,98	520,00	549,50	31.3.2017	-0,27	2.363	1.297.160	232,4
LKRI-R-A	49,63	43,30	45,01	31.3.2017	-4,84	88.790	4.301.176	606,8
MDKA-R-A	20.900,00	16.200,00	17.500,00	31.3.2017	-5,91	114	2.129.557	528,4
MGMA-R-A	1,24	0,35	0,53	31.3.2017	43,24	617.554	386.392	2,6
OPTE-R-A	3,96	3,28	3,49	31.3.2017	-10,74	1.188.083	4.462.197	221,8
PODR-R-A	419,74	330,00	358,80	31.3.2017	-14,05	54.641	20.186.721	2.554,7
PTKM-R-A	16,70	14,14	15,00	31.3.2017	-5,12	18.915	295.932	193,1
RIVP-R-A	44,48	40,85	42,85	31.3.2017	1,54	1.141.169	48.702.030	5.400,3
TPNG-R-A	80,72	72,59	73,51	31.3.2017	-7,23	6.959	539.453	642,0
ULPL-R-A	198,90	159,00	176,99	31.3.2017	9,25	18.499	3.334.692	102,7
ULJN-R-A	79,98	43,00	58,70	29.3.2017	58,65	2.963	166.291	197,0
VART-R-1	17,39	13,41	13,98	31.3.2017	-20,57	23.937	385.909	31,0
VIRO-R-A	525,00	407,01	410,00	31.3.2017	-16,31	9.439	4.565.619	568,5
ZB-R-A	19,75	17,07	18,03	31.3.2017	1,01	121.305	2.249.343	83,6
Regular market								
3MAJ-R-A	50,02	50,00	50,02	20.3.2017	-16,63	166	8.302	73,1
ACI-R-A	6.490,00	6.228,97	6.286,00	30.3.2017	-3,93	41	261.121	698,1
ADRS-P-A	507,00	436,00	470,80	31.3.2017	-6,59	97.124	46.907.399	3.194,0
ADRS-R-A	605,00	536,00	584,90	31.3.2017	-0,96	7.890	4.607.549	5.624,3
AGMM-R-A	350,00	350,00	350,00	6.3.2017	-0,3	203	71.050	13,1
AMDN-R-A	50,05	50,00	50,00	30.3.2017	-2,04	825	41.256	38,3
ATLN-R-A	154,96	135,51	145,99	31.3.2017	-5,81	2.343	347.761	487,0
ATPL-R-A	462,00	303,00	415,00	31.3.2017	34,83	44.875	17.515.233	579,1
AUHR-R-A	930,00	820,00	820,00	31.3.2017	-7,87	872	769.057	492,0
BD62-R-A	20,89	17,07	17,30	31.3.2017	-17,03	11.003	207.579	13,0
BLJE-R-A	23,47	14,63	16,84	31.3.2017	-19,46	235.566	4.536.402	138,3
BPBA-R-A	7,50	5,77	6,89	29.3.2017	14,64	685	4.432	12,31
BRIN-R-A	26,53	24,00	26,53	8.3.2017	-1,74	645	16.156	13,4
CKML-R-A	6.600,00	6.000,00	6.100,00	31.3.2017	-6,84	1.069	6.709.899	640,5
CRAL-R-A	90,00	90,00	90,00	22.3.2017	0,00	30	2.700	891,0
DDJH-R-A	47,61	36,12	38,50	31.3.2017	-17,0	71.682	3.066.986	292,5
ELKL-R-A	24,00	23,30	23,30	9.3.2017	16,5	50	1.194	2,0
ELKP-R-A	250,00	250,00	250,00	29.3.2017	0,00	40	10.000	22,5
ERNT-R-A	1.437,90	1.346,00	1.364,00	31.3.2017	-4,51	6.213	8.699.628	1.816,4
FMPS-R-A	8,03	8,03	8,03	3.3.2017	-19,70	1.000	8.030	16,1
FNVC-R-A	39,01	33,51	33,51	29.3.2017	-23,84	97	3.305	20,7
HBRL-R-A	15,80	14,00	14,50	30.3.2017	-3,33	4.853	71.395	208,1
HDEL-R-A	60,00	48,00	48,00	31.3.2017	-20,00	2.205	117.835	29,9
HHLD-R-A	4,50	3,37	3,37	31.3.2017	-10,37	115.371	442.611	36,2
HIMR-R-A	820,00	815,00	815,00	29.3.2017	0,00	554	451.581	518,2
HJDR-R-A	490,00	250,00	490,00	14.3.2017	96,00	103	37.460	52,5
HMAM-R-A	285,01	277,99	285,01	27.3.2017	2,52	1.688	479.696	319,1
HMST-R-A	284,98	267,51	267,53	31.3.2017	-4,5	1.004	279.809	138,0
HTCP-R-A	299,99	290,00	299,00	29.3.2017	4,0	429	125.556	163,9

	High	Low	Last	Date of last trade	Net change (%)	Volume	Turnover	Market Capitalization
HTPK-R-A	72,94	60,00	60,00	30.3.2017	-17,79	1.614	112.119	148,1
HUPZ-R-A	2.899,99	2.675,00	2.799,00	31.3.2017	-0,04	4.971	14.256.359	1.209,1
HZLA-R-A	135,00	130,00	130,02	31.3.2017	0,02	818	107.178	94,3
IKBA-R-A	1.290,00	1.150,06	1.150,06	31.3.2017	-11,52	203	258.228	166,7
IMZV-R-A	70,00	60,00	60,00	23.3.2017	-13,04	410	27.648	13,5
INGR-R-A	5,11	3,99	4,28	31.3.2017	4,65	456.306	2.140.268	58,0
IPKK-R-A	188,66	120,00	138,73	31.3.2017	-21,18	5.789	892.287	99,2
JDGT-R-A	1.077,77	1.025,00	1.025,06	31.3.2017	0,0	1.501	1.565.661	113,6
JDOS-R-A	4.400,00	3.303,00	3.600,00	31.3.2017	-17,75	56	220.114	450,0
JDPL-R-A	50,95	38,50	39,64	31.3.2017	-9,81	33.886	1.515.703	64,9
JDTC-R-A	33,00	14,00	18,01	31.3.2017	-28,7	271	5.345	2,6
JMNC-R-A	165.001,00	85.000,00	95.000,00	31.3.2017	-41,72	471	58.012.678	2.102,0
JNAF-R-A	6.700,00	5.701,00	5.701,00	30.3.2017	-12,36	238	1.566.559	5.744,7
KABA-R-A	7,50	7,00	7,00	28.3.2017	-20,90	24.351	176.280	9,3
KODT-P-A	1.650,00	1.493,00	1.493,00	29.3.2017	-11,66	40	61.865	91,7
KODT-R-A	1.780,00	1.550,00	1.550,00	30.3.2017	-13,89	80	129.069	301,0
KOES-R-A	560,00	500,01	500,01	20.3.2017	-12,28	58	30.290	65,1
KRAS-R-A	578,00	470,01	470,01	31.3.2017	-17,54	8.462	4.552.883	645,6
KTJV-R-A	36,90	30,20	35,19	30.3.2017	2,00	3.175	103.674	201,5
LPLH-R-A	206,00	190,02	195,00	31.3.2017	0,00	2.287	446.479	129,2
LRHC-R-A	1.428,00	1.300,01	1.428,00	31.3.2017	-0,42	496	682.071	432,2
LRH-R-A	3.750,00	3.475,00	3.550,00	31.3.2017	-2,20	994	3.542.766	1.074,4
LURA-R-A	470,00	430,00	450,00	14.3.2017	0,22	626	286.509	1.350,0
MAIS-R-A	332,95	296,00	296,02	31.3.2017	-5,42	6.085	1.917.673	3.239,7
MIV-R-A	4.000,00	4.000,00	4.000,00	17.3.2017	4,96	7	28.000	60,1
OLVD-R-A	399,99	399,99	399,99	1.3.2017	-45,9	2	800	187,5
PBZ-R-A	909,77	760,00	770,00	31.3.2017	-14,44	3.777	3.068.067	14.687,6
PDBA-R-A	300,00	281,00	281,00	15.3.2017	-6,33	45	13.348	187,9
PIKR-R-A	85,11	75,18	75,18	30.3.2017	-8,57	905	75.085	15,2
PIVK-R-A	222,00	203,00	222,00	30.3.2017	-17,78	344	72.034	70,4
PLAG-R-A	6.625,00	6.000,02	6.102,00	31.3.2017	-5,40	335	2.133.725	3.333,6
PLJK-R-A	12,80	8,02	11,20	31.3.2017	-12,50	7.894	87.510	11,8
PUNT-R-A	1,10	0,80	1,10	27.3.2017	-15,4	2.641	2.327	1
QUNE-R-A	9,00	7,31	8,99	3.3.2017	59,96	177	1.380	20,3
RIZO-R-A	84,00	50,50	50,50	31.3.2017	-35,3	7.598	564.437	18,9
SAPN-R-A	414,99	312,00	326,00	31.3.2017	-18,50	3.413	1.327.452	214,7
SLPF-R-A	69,00	55,00	57,00	31.3.2017	-17,97	6.095	382.766	190,7
SLRS-R-A	1.213,00	980,00	1.060,00	31.3.2017	-9,01	531	584.197	654,8
SNBA-R-A	62,03	58,00	58,15	28.3.2017	-6,21	1.415	85.864	53,4
SPVA-R-A	30,05	30,05	30,05	13.3.2017	-22,93	121	3.636	113,5
THNK-R-A	869,99	650,00	749,90	31.3.2017	-11,78	1.991	1.545.896	142,1
TISK-R-A	154,99	145,00	150,00	31.3.2017	0,00	516	75.717	358,0
TKPR-R-A	290,00	290,00	290,00	31.3.2017	-14,71	50	14.500	23,7
TLM-R-A	7,22	7,22	7,22	24.3.2017	-57,53	220	1.588	13,3
TUHO-R-A	3.490,00	3.060,01	3.195,00	31.3.2017	-4,63	227	752.804	1.171,8
VDKT-R-A	426,58	130,05	164,00	31.3.2017	-59,00	37.123	10.922.706	74,9
VJSN-R-A	10,00	1,55	10,00	29.3.2017	142,72	633	2.373	10,6
VLEN-R-B	10,99	8,96	8,96	30.3.2017	-10,4	48.454	465.738	150,6
VPIK-R-A	42,49	31,62	34,49	31.3.2017	-9,24	29.631	1.112.694	51,8
ZABA-R-A	67,00	56,02	60,00	31.3.2017	-6,98	420.438	27.154.636	19.214,5
ZTNJ-R-A	250,00	200,00	200,00	28.3.2017	-20,00	160	38.425	41,1
ZVCV-R-A	80,00	71,97	71,97	30.3.2017	-10,04	760	57.897	22,2
ZVZD-R-A	3.900,00	2.301,00	2.700,00	31.3.2017	-28,00	683	2.149.444	270,7

6. Equity Block Turnover

(All prices and turnover in HRK)

	High	Low	Volume	Turnover
Official Market				
HT-R-A	170,00	170,00	17.000	2.890.000
LEDO-R-A	6.250,00	5.000,00	3.124	16.666.000
Regular market				
ADRS-P-A	493,00	440,00	35.300	16.157.500
ADRS-R-A	590,00	585,00	33.334	19.642.060
JMNC-R-A	165.000,00	125.000,00	74	9.810.000
ZABA-R-A	66,10	66,10	41.182	2.722.130
Total			130.014	67.887.690

7. Bonds performance

(All prices in% of par value, turnover in HRK)

	High	Low	Last	Date of last trade	Volume	Turnover
Orderbook trades						
FNOI-D-177A	99,27	99,27	99,27	13.3.2017	276	2.034
FNOI-D-181A	97,66	97,66	97,66	13.3.2017	276	2.001
FNOI-D-187A	95,63	95,63	95,63	13.3.2017	276	1.960
FNOI-D-191A	93,18	93,18	93,18	13.3.2017	276	1.909
FNOI-D-197A	90,48	90,38	90,48	21.3.2017	455	3.051
JDGL-O-20CA	100,10	100,00	100,10	7.3.2017	773.500	773.574
OPTE-O-142A	75,00	73,00	75,00	30.3.2017	6.288.750	1.405.674
RHMF-O-187A	106,00	106,00	106,00	14.3.2017	9.495	10.065
RHMF-O-19BA	110,30	110,30	110,30	14.3.2017	700.000	5.735.353
RHMF-O-203E	114,76	114,76	114,76	23.3.2017	520.000	4.418.228
RHMF-O-227E	123,10	122,20	123,10	28.3.2017	1.071.800	9.776.951
RHMF-O-247E	121,90	121,90	121,90	23.3.2017	10.000	90.252
RHMF-O-282A	101,25	98,50	98,50	29.3.2017	8.500.000	8.540.000
ZGHO-O-237A	104,00	104,00	104,00	16.3.2017	28.000	29.120
Total					17.903.104	30.790.171
Block trades						
RHMF-O-282A	101,25	101,25	101,25	7.3.2017	4.000.000	4.050.000
Total					4.000.000	4.050.000
BONDS TOTAL					21.903.104	34.840.171

8. OTC Turnover

(All prices in % of par value, turnover in HRK)

	High	Low	Last	Date of last trade	Volume	Turnover
Stocks						
HUPZ-R-A	2.740,00	2.740,00	2.740,00	15.3.2017	57	156.180
MDKA-R-A	16.200,00	16.200,00	16.200,00	31.3.2017	100	1.620.000
ULPL-R-A	186,00	186	186	8.3.2017	72	13.392,00
Total stocks					229	1.789.572
Bonds						
OPTE-O-142A	73,75	73,35	73,70	2.3.2017	8.775.000	1.938.330
RHMF-O-17BA	104,10	103,72	103,72	29.3.2017	80.200.000	83.202.720
RHMF-O-187A	106,19	105,65	105,65	28.3.2017	211.274.540	224.025.164
RHMF-O-19BA	111,40	110,30	110,51	31.3.2017	12.087.953	99.186.685
RHMF-O-203A	115,70	115,30	115,32	23.3.2017	10.289.250	11.865.662
RHMF-O-203E	115,35	114,30	114,52	31.3.2017	18.075.715	154.065.875
RHMF-O-217A	103,70	102,70	102,80	29.3.2017	184.233.666	190.539.519
RHMF-O-222A	101,23	100,95	100,95	21.3.2017	88.000	88.886
RHMF-O-227E	123,00	121,50	121,55	30.3.2017	6.832.885	62.090.455
RHMF-O-247E	122,01	119,75	120,50	30.3.2017	12.911.000	116.227.967
RHMF-O-257A	115,75	112,00	112,00	30.3.2017	445.874.500	511.667.980
RHMF-O-26CA	113,67	111,20	111,35	31.3.2017	503.763.584	568.543.199
RHMF-O-282A	101,55	97,50	98,00	30.3.2017	221.067.470	220.999.268
RIBA-O-17BA	103,32	103,25	103,32	10.3.2017	7.902.000	8.161.581
Total bonds					1.723.375.563	2.252.603.289
TOTAL					1.723.375.792	2.254.392.861

9. Top 10 Members

9.1. Top 10 Members by Equity Turnover

Rank	Member	Equity turnover (HRK)	Market share (%)
1	Interkapital vrijednosni papiri d.o.o.	299.451.214	24,51
2	Erste&Steiermarkische Bank d.d.	201.356.887	16,48
3	Fima vrijednosnice d.o.o.	125.127.122	10,24
4	Zagrebačka banka d.d.	112.999.378	9,25
5	HITA vrijednosnice d.d.	110.649.513	9,06
6	Agram brokeri d.d.	98.344.747	8,05
7	Privredna banka Zagreb d.d.	92.460.587	7,57
8	Raiffeisenbank Austria d.d.	69.677.368	5,70
9	ADDIKO BANK d.d.	27.449.360	2,25
10	Croatia banka d.d.	16.191.230	1,33

9.2. Top 10 Members by Bond Turnover

Rank	Member	Bond turnover (HRK)	Market share (%)
1	Interkapital vrijednosni papiri d.o.o.	17.637.199	25,31
2	Privredna banka Zagreb d.d.	14.091.371	20,22
3	Zagrebačka banka d.d.	12.395.428	17,79
4	Raiffeisenbank Austria d.d.	10.839.642	15,56
5	Societe Generale-Splitska banka d.d.	7.035.000	10,10
6	ADDIKO BANK d.d.	4.420.626	6,34
7	HITA vrijednosnice d.d.	1.822.200	2,62
8	Erste&Steiermarkische Bank d.d.	1.400.000	2,01
9	Podravska banka d.d.	29.120	0,04
10	Hrvatska poštanska banka d.d.	9.756	0,01

9.3. Top 10 Members by Total Turnover

Rank	Member	Total turnover (HRK)	Market share (%)
1	Interkapital vrijednosni papiri d.o.o.	317.088.412	24,55
2	Erste&Steiermarkische Bank d.d.	202.756.887	15,70
3	Zagrebačka banka d.d.	125.394.807	9,71
4	Fima vrijednosnice d.o.o.	125.127.122	9,69
5	HITA vrijednosnice d.d.	112.471.713	8,71
6	Privredna banka Zagreb d.d.	106.551.958	8,25
7	Agram brokeri d.d.	98.344.747	7,62
8	Raiffeisenbank Austria d.d.	80.517.010	6,23
9	ADDIKO BANK d.d.	31.869.986	2,47
10	Societe Generale-Splitska banka d.d.	21.776.416	1,69

10. Best Performing Stocks

Symbol	Issuer	February 2017		March 2017		%
		Price	Date	Price	Date	
VJSN-R-A	Vjesnik d.d.	4,12	27.2.2017	10,00	29.3.2017	142,72
HJDR-R-A	Hoteli Jadran d.d.	250,00	8.12.2016	490,00	14.3.2017	96,00
QUNE-R-A	Quaestus nekretnine d.d. u likvidaciji	5,62	9.2.2017	8,99	3.3.2017	59,96
ULJN-R-A	ULJANIK, d. d.	37,00	28.2.2017	58,70	29.3.2017	58,65
MGMA-R-A	Magma d.d.	0,37	28.2.2017	0,53	31.3.2017	43,24
ATPL-R-A	Atlantska plovidba d.d.	307,80	28.2.2017	415,00	31.3.2017	34,83
IGH-R-A	Institut IGH d.d.	250,00	28.2.2017	298,77	31.3.2017	19,51
ELKL-R-A	Elektrometal d.d.	20,00	14.2.2017	23,30	9.3.2017	16,50
BPBA-R-A	J&T banka d.d.	6,01	28.2.2017	6,89	29.3.2017	14,64
ULPL-R-A	Uljanik Plovidba d.d.	162,01	28.2.2017	176,99	31.3.2017	9,25
DLKV-R-A	Dalekovod d.d.	21,65	28.2.2017	23,30	31.3.2017	7,62
MIV-R-A	MIV d.d.	3.811,00	22.11.2016	4.000,00	17.3.2017	4,96
INGR-R-A	Ingra d.d.	4,09	28.2.2017	4,28	31.3.2017	4,65
HTCP-R-A	Hoteli Tučepi, d.d.	287,50	28.2.2017	299,00	29.3.2017	4,00

11. Under Performing Stocks

Symbol	Issuer	February 2017		March 2017		%
		Price	Date	Price	Date	
VDKT-R-A	Viadukt d.d.	400,00	28.2.2017	164,00	31.3.2017	-59,00
TLM-R-A	TLM d.d. u stečajju	17,00	9.1.2017	7,22	24.3.2017	-57,53
LEDO-R-A	Ledo d.d.	9.549,97	28.2.2017	5.120,00	31.3.2017	-46,39
OLVD-R-A	Olympia Vodice d.d.	739,99	4.11.2016	399,99	1.3.2017	-45,95
JMNC-R-A	Jamnica d.d.	163.000,00	28.2.2017	95.000,00	31.3.2017	-41,72
RIZO-R-A	RIZ-odašiljači d.d.	78,00	27.2.2017	50,50	31.3.2017	-35,26
JDTC-R-A	Jadran d.d.	25,25	20.2.2017	18,01	31.3.2017	-28,67
ZVZD-R-A	Zvijezda d.d.	3.750,00	28.2.2017	2.700,00	31.3.2017	-28,00
FNVC-R-A	Finvest Corp d. d.	44,00	3.2.2017	33,51	29.3.2017	-23,84
SPVA-R-A	Spačva d.d. Vinkovci	38,99	11.1.2017	30,05	13.3.2017	-22,93
IPKK-R-A	Termes grupa d.d.	176,00	28.2.2017	138,73	31.3.2017	-21,18
KABA-R-A	Karlovačka banka d.d.	8,85	24.2.2017	7,00	28.3.2017	-20,90
VART-R-1	Varteks d. d.	17,60	27.2.2017	13,98	31.3.2017	-20,57
HDEL-R-A	Hidroelektra niskogradnja d.d.	60,00	28.2.2017	48,00	31.3.2017	-20,00