



ZAGREBAČKA BURZA
THE ZAGREB STOCK EXCHANGE

Monthly report
February 2016

Zagreb, March 2016

This publication was prepared and published by the Zagreb Stock Exchange Inc., Ivana Lučića 2a/22, Zagreb (hereinafter: Exchange).

The publication is intended to provide information to the public and shall not be deemed to constitute an offer or invitation to buy or advice on trade or investment in financial instruments or opinion on the terms of the purchase or sale of any financial instrument mentioned therein whether favourable or not, nor should it be relied on as a substitute for own judgement or assessment by any user of this publication.

The Exchange waives responsibility and liability for any damage which might arise out of the use of information contained therein.

Further use of information available in this publication is permitted by the Exchange provided that the source is cited.

Copyright © 2016. Zagreb Stock Exchange
Zagreb
Ivana Lučića 2a/22

All rights reserved.

Content:

- 1. GENERAL CHARACTERISTICS 1
- 2. TURNOVER AND MARKET CAPITALIZATION BY SECTOR 3
- 3. STOCKS WITH THE LARGEST MARKET CAPITALIZATION..... 4
- 4. MOST ACTIVE STOCKS BY TURNOVER..... 5
- 5. STOCKS PERFORMANCE..... 6
- 6. EQUITY BLOCK TURNOVER..... 8
- 7. BONDS PERFORMANCE 8
- 8. STRUCTURED PRODUCTS PERFORMANCE 9
- 9. OTC TURNOVER 10
- 10. TOP 10 MEMBERS 11
 - 10.1. TOP 10 MEMBERS BY EQUITY TURNOVER 11
 - 10.2. TOP 10 MEMBERS BY STRUCTURED PRODUCTS TURNOVER..... 11
 - 10.3. TOP 10 MEMBERS BY BOND TURNOVER..... 11
 - 10.4. TOP 10 MEMBERS BY TOTAL TURNOVER..... 12
- 11. BEST PERFORMING STOCKS..... 12
- 12. UNDER PERFORMING STOCKS 13

1. General characteristics

	January	February	% change
Orderbook turnover :			
Stocks	131.077.584	136.528.195	4,2%
Bonds	74.830.945	80.399.009	7,4%
Rights	0	0	-
Commercial Bills	0	0	-
Structured products	8.789.764	7.454.168	-15,2%
Equity Block Turnover	95.729.376	101.224.425	5,7%
Debt Block Turnover	13.052.655	39.528.562	202,8%
Total Turnover	323.480.324	365.134.359	12,9%
Orderbook volume			
Stocks	1.884.351	2.007.271	6,5%
Bonds	66.376.234	68.403.886	3,1%
Rights	0	0	-
Commercial Bills	0	0	-
Structured products	308.081	286.618	-7,0%
Equity Block Volume	510.186	221.324	-56,6%
Debt Block Volume	12.680.296	37.519.166	195,9%
Total Volume	81.759.148	108.438.265	32,6%
OTC trades			
Turnover	1.664.112.326	4.700.272.020	182,45%
Volume	1.480.846.050	4.159.753.337	180,9%
Number of trades	184	296	60,9%
CROBEX [©]	1.612,19	1.614,28	0,1%
CROBEX10 [®]	940,71	946,39	0,6%
CROBEXplus	919,96	888,41	-3,4%
CROBEXindustrija	942,40	906,63	-3,8%
CROBEXkonstrukt	457,55	429,20	-6,2%
CROBEXnutris	742,49	719,34	-3,1%
CROBEXtr	964,39	965,63	0,1%
CROBEXtransport	787,81	730,03	-7,3%
CROBEXturist	2.505,57	2.474,35	-1,2%
CROBIS [©]	105,41	106,15	0,7%
CROBIStr [©]	145,63	147,21	1,1%
Number of trades	8.980	11.602	29,2%
Number of securities traded	198	190	-4,0%
Number of trading days	19	21	10,5%

(Market Capitalization in millions of HRK)

	January	February	% change
Market capitalization			
Stocks	121.575,6	120.505,3	-0,9%
Bonds	79.435,5	79.654,9	0,3%
Structured products	1.716,9	1.717,9	0,1%
Total	202.728,0	201.878,1	-0,4%
Average daily			
Turnover	17.025.280	17.387.350	2,1%
Volume	4.303.113	5.163.727	20,0%
Number of trades	473	552	16,7%

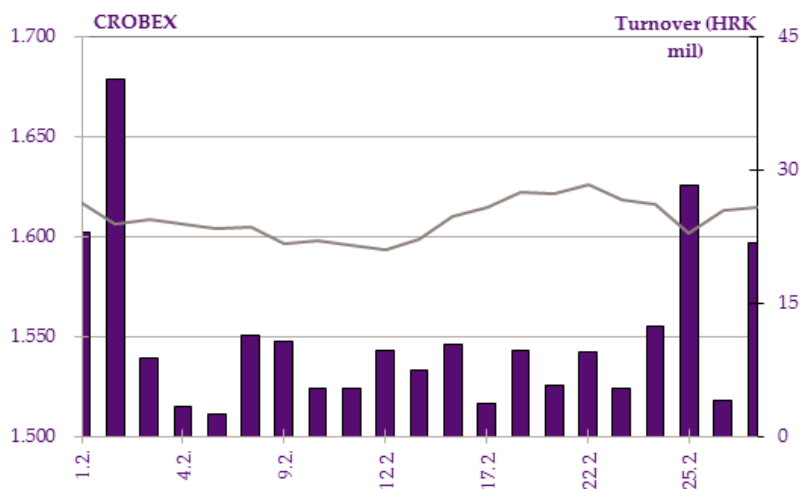


Chart 1: CROBEX® and equity turnover

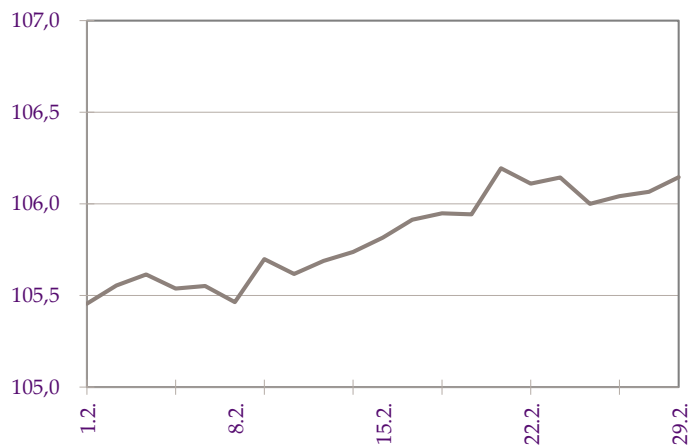


Chart 2: Zagreb Stock Exchange bond index CROBIS®

2. Turnover and Market Capitalization by Sector

Code	Sector	Market Capitalization (HRK)	Turnover (HRK)
A	Agriculture, forestry and fishing	1.286.757.719	659.327
CA	Manufacture of food products, beverages and tobacco products	11.348.539.574	19.706.045
CB	Manufacture of textiles, apparel, leather and related products	86.410.140	145.751
CC	Manufacture of wood and paper products, and printing	196.633.128	0
CD	Manufacture of coke, and refined petroleum products	25.750.000.000	354.573
CE	Manufacture of chemicals and chemical products	378.432.627	1.471.747
CF	Manufacture of basic pharmaceutical products and pharmaceutical preparations	15.769.880	228.856
CG	Manufacture of rubber and plastics products, and other non-metallic mineral products	316.810.500	0
CH	Manufacture of basic metals and fabricated metal products, except machinery and equipment	138.544.820	4.470
CI	Manufacture of computer, electronic and optical products	1.341.983.749	4.725.349
CJ	Manufacture of electrical equipment	2.044.972.715	2.417.154
CK	Manufacture of machinery and equipment n.e.c.	0	0
CL	Manufacture of transport equipment	802.135.727	2.208.639
CM	Other manufacturing, and repair and installation of machinery and equipment	110.731.834	17.720
E	Water supply; sewerage, waste management and remediation activities	0	0
F	Construction	559.126.749	2.687.684
G	Wholesale and retail trade; repair of motor vehicles and motorcycles	4.125.682.572	4.478.774
H	Transportation and storage	7.649.468.916	6.491.502
I	Accommodation and food service activities	14.001.919.363	19.966.869
JA	Publishing, audiovisual and broadcasting activities	198.531.147	54.208
JB	Telecommunications	11.662.592.394	28.655.509
K	Financial and insurance activities	27.944.989.027	7.860.070
L	Real estate activities	481.085.027	637.955
MA	Legal, accounting, management, architecture, engineering, technical testing and analysis activities	9.352.393.414	33.432.576
MB	Scientific research and development	117.809.655	159.213
MC	Other professional, scientific and technical activities	0	0
N	Administrative and support service activities	0	0
R	Arts, entertainment and recreation	593.948.880	164.204
	TOTAL	120.505.269.559	136.528.195

3. Stocks with the Largest Market Capitalization

	Symbol	Issuer	Market Capitalization (HRK mil)	Pct. of Mkt Cap (%)	Cumulative percentage (%)
1	INA-R-A	Ina d.d.	25.750,0	21,4	21,4
2	ZABA-R-A	Zagrebačka banka d.d.	12.617,5	10,5	31,8
3	HT-R-A	HT d.d.	11.546,3	9,6	41,4
4	PBZ-R-A	PBZ d.d.	10.721,2	8,9	50,3
5	ADRS-R-A	Adris grupa d.d.	5.048,3	4,2	54,5
6	JNAF-R-A	Janaf d.d.	4.434,7	3,7	58,2
7	RIVP-R-A	VALAMAR RIVIERA d.d.	2.936,4	2,4	60,6
8	LEDO-R-A	Ledo d.d.	2.815,2	2,3	63,0
9	ATGR-R-A	Atlantic Grupa d.d.	2.697,4	2,2	65,2
10	ADRS-P-A	Adris grupa d.d.	2.437,4	2,0	67,2
		Others	39.500,7	32,8	100,0
		Total	120.505,3	100,0	

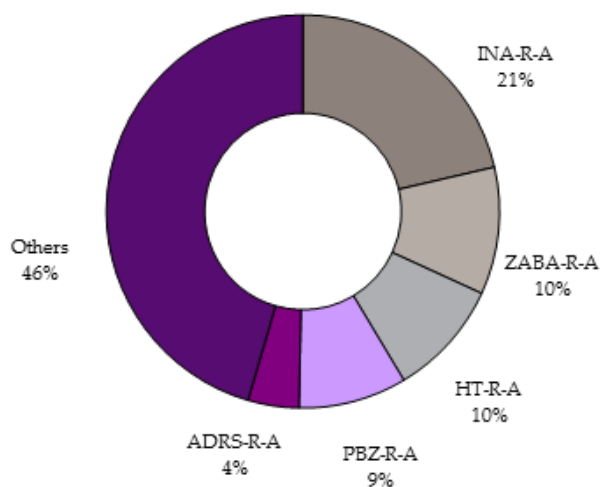


Chart 3: Market Capitalization Structure

4. Most Active Stocks by Turnover

	Symbol	Issuer	Turnover (HRK)	Pct (%)	Cumulative pct (%)
1	HT-R-A	HT d.d.	28.411.638	20,8	20,8
2	ADRS-P-A	Adris grupa d.d.	13.332.567	9,8	30,6
3	RIVP-R-A	VALAMAR RIVIERA d.d.	11.694.824	8,6	39,1
4	ADRS-R-A	Adris grupa d.d.	11.610.796	8,5	47,6
5	PODR-R-A	Podravka d.d.	6.038.064	4,4	52,1
6	ERNT-R-A	Ericsson Nikola Tesla d.d.	4.293.777	3,1	55,2
7	LEDO-R-A	Ledo d.d.	4.273.606	3,1	58,3
8	ZABA-R-A	Zagrebačka banka d.d.	4.231.553	3,1	61,4
9	DDJH-R-A	Đuro Đaković holding d.d.	3.723.368	2,7	64,2
10	KRAS-R-A	Kraš d.d.	3.628.381	2,7	66,8
		Others	45.289.621	33,2	100,0
		Total	136.528.195		

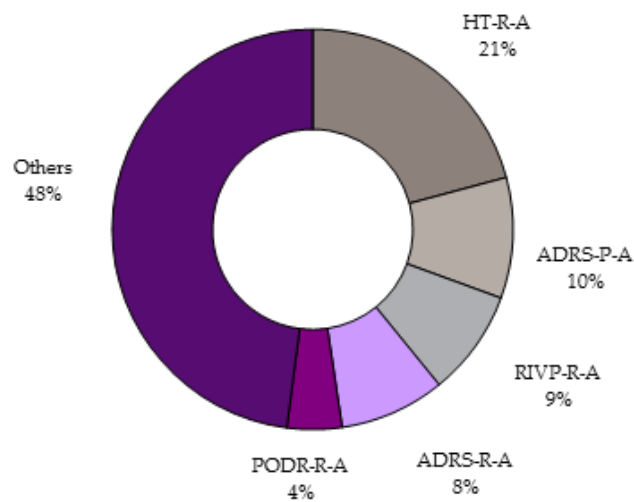


Chart 4: Equity Turnover Structure

5. Stocks Performance

(All prices and turnovers in Kunas, market Capitalization in millions of Kunas)

	High	Low	Last	Date of last trade	Net change (%)	Volume	Turnover	Market Capitalization
Official market								
ADPL-R-A	102,99	92,16	100,00	29.2.2016.	8,10	22.064	2.171.042	420,0
ATGR-R-A	824,99	804,00	809,00	29.2.2016.	-0,62	3.103	2.523.015	2.697,4
CROS-R-A	5.830,00	5.000,00	5.000,00	29.2.2016.	-24,24	15	82.475	2.104,7
DLKV-R-A	12,69	10,17	11,90	29.2.2016.	-6,23	92.472	1.047.486	294,2
HPB-R-A	647,89	590,00	590,00	24.2.2016.	-5,43	133	81.175	1.194,5
HT-R-A	147,40	139,30	141,00	29.2.2016.	1,00	200.108	28.411.638	11.546,3
IGH-R-A	102,99	75,00	75,00	29.2.2016.	-24,99	1.325	111.210	46,0
ILRA-R-A	1.000,00	920,01	999,98	26.2.2016.	0,00	145	142.051	274,3
INA-R-A	2.655,01	2.575,00	2.575,00	25.2.2016.	-2,83	135	354.573	25.750,0
KOEI-R-A	664,90	630,00	635,05	29.2.2016.	-2,00	2.406	1.550.003	1.633,4
LEDO-R-A	8.968,00	8.700,00	8.968,00	29.2.2016.	0,76	486	4.273.606	2.815,2
LKPC-R-A	649,99	606,05	619,09	29.2.2016.	-0,17	2.106	1.317.987	261,9
LKRI-R-A	43,14	38,81	40,02	29.2.2016.	-4,69	9.310	376.982	539,5
MDKA-R-A	12.677,00	12.600,00	12.677,00	24.2.2016.	0,75	4	50.477	382,8
MGMA-R-A	1,00	0,35	0,77	29.2.2016.	-2,53	124.386	68.743	3,8
OPTE-R-A	1,97	1,77	1,83	29.2.2016.	-3,68	130.475	243.871	116,3
PODR-R-A	320,10	310,00	316,49	29.2.2016.	-0,79	19.170	6.038.064	2.253,4
PTKM-R-A	13,21	9,08	11,00	29.2.2016.	-16,79	110.493	1.130.390	141,6
RIVP-R-A	23,82	22,71	23,30	29.2.2016.	1,97	508.305	11.694.824	2.936,4
TPNG-R-A	73,90	66,00	69,99	29.2.2016.	0,06	4.639	319.883	611,2
ULPL-R-A	135,00	109,50	123,50	26.2.2016.	-6,44	4.959	620.777	71,6
ULJN-R-A	50,00	30,00	50,00	25.2.2016.	99,52	35	1.579	167,8
VART-R-1	16,34	13,04	14,05	29.2.2016.	-3,30	10.224	145.751	31,2
VERN-R-A	160,00	120,00	160,00	17.2.2016.	6,66	1.518	228.856	295,2
VIRO-R-A	281,00	230,00	260,00	26.2.2016.	-13,04	734	189.211	360,5
Regular market								
3MAJ-R-A	89,00	80,00	89,00	29.2.2016	11,25	30	2.436	130,1
ACI-R-A	5.649,94	5.348,00	5.348,00	29.2.2016	-4,50	30	164.204	593,9
ADRS-P-A	363,99	340,00	359,28	29.2.2016	4,14	38.050	13.332.567	2.437,4
ADRS-R-A	555,00	468,05	525,00	29.2.2016	10,29	23.573	11.610.796	5.048,3
AMDN-R-A	48,50	48,50	48,50	4.2.2016	-3,00	16	776	37,1
ARNT-R-A	346,00	325,00	337,00	29.2.2016	-0,79	4.534	1.526.820	735,5
ATLN-R-A	111,94	102,37	107,40	29.2.2016	-3,67	3.171	337.312	358,3
ATPL-R-A	122,96	97,03	99,53	29.2.2016	-15,50	5.856	626.572	138,9
AUHR-R-A	470,00	446,00	460,00	29.2.2016	2,22	1.673	775.612	230,0
BD62-R-A	22,97	17,02	21,70	26.2.2016	10,15	8.843	176.641	16,3
BLJE-R-A	23,50	22,07	22,22	29.2.2016	-5,45	14.210	322.689	182,5
BPBA-R-A	6,00	5,60	5,80	25.2.2016	-11,99	2.388	13.514	10,4
BRIN-R-A	25,00	24,50	25,00	29.2.2016	0,00	441	10.905	12,7
BRNK-R-A	80,99	80,99	80,99	4.2.2016	1,25	3	243	10,7
CHAG-R-A	241,00	240,98	241,00	29.2.2016	0,02	852	205.324	29,0
CKML-R-A	5.000,00	4.850,02	5.000,00	22.2.2016	2,04	465	2.319.001	525,0
CRAL-R-A	87,10	87,10	87,10	11.2.2016	30,00	57	4.965	862,3
DDJH-R-A	39,90	34,00	37,90	29.2.2016	14,47	102.907	3.723.368	287,9
ELKP-R-A	300,01	300,01	300,01	29.2.2016	36,37	120	36.001	26,9
ERNT-R-A	1.018,95	940,00	985,00	29.2.2016	-0,10	4.397	4.293.777	1.311,7
FMPS-R-A	10,00	10,00	10,00	26.2.2016	-9,09	2.125	21.250	20,0
FNVC-R-A	26,63	26,63	26,63	5.2.2016	-29,92	27	719	16,5
HBRL-R-A	10,99	10,50	10,90	25.2.2016	-0,82	9.431	99.211	156,5
HDEL-R-A	22,00	21,49	21,49	26.2.2016	-20,38	130	2.832	13,4
HHLR-R-A	4,50	2,18	2,18	29.2.2016	-29,90	61.608	180.719	23,4

	High	Low	Last	Date of last trade	Net change (%)	Volume	Turnover	Market Capitalization
HIMR-R-A	545,45	495,00	500,02	25.2.2016	0,00	1.358	682.617	317,9
HMAM-R-A	248,00	237,15	248,00	26.2.2016	4,58	1.154	277.078	277,6
HMDN-R-A	50,00	41,50	50,00	8.2.2016	-39,02	30	1.373	19,7
HMST-R-A	305,00	260,69	286,02	23.2.2016	2,15	908	265.709	147,5
HPDG-R-A	25,00	25,00	25,00	26.2.2016	4,17	30	750	65,4
HTPK-R-A	65,00	56,60	58,33	29.2.2016	4,12	1.733	107.867	101,9
HUPZ-R-A	1.900,00	1.852,00	1.880,00	29.2.2016	0,53	234	438.933	812,1
HZLA-R-A	68,04	65,00	68,04	18.2.2016	0,06	411	26.731	49,4
IKBA-R-A	1.049,99	960,00	1.049,99	22.2.2016	9,37	43	42.385	152,2
INGR-R-A	2,97	2,51	2,71	29.2.2016	-10,86	102.349	277.794	36,7
IPKK-R-A	58,00	50,00	58,00	23.2.2016	8,31	520	27.000	41,5
JDGT-R-A	1.030,00	972,20	1.010,00	29.2.2016	-2,88	501	498.706	112,0
JDOS-R-A	2.550,00	2.403,00	2.403,00	25.2.2016	-7,58	70	174.469	300,4
JDPL-R-A	18,51	11,05	12,50	23.2.2016	-32,10	1.673	23.626	20,5
JMNC-R-A	105.000,00	104.000,00	104.000,00	26.2.2016	-0,95	24	2.510.000	2.301,1
JNAF-R-A	4.510,00	4.255,00	4.401,00	17.2.2016	3,43	541	2.413.355	4.434,7
KABA-P-A	43,97	43,97	43,97	11.2.2016	2,26	100	4.397	0,5
KABA-R-A	9,00	8,83	8,83	5.2.2016	-8,97	932	8.354	11,7
KBZ-R-A	100,00	100,00	100,00	17.2.2016	0,00	265	26.500	193,8
KODT-P-A	1.380,00	1.199,50	1.249,99	26.2.2016	4,26	535	648.803	76,8
KODT-R-A	1.390,00	1.290,00	1.320,00	24.2.2016	4,76	146	192.260	256,3
KOES-R-A	520,00	520,00	520,00	5.2.2016	0,00	20	10.400	67,7
KRAS-R-A	530,00	495,02	515,00	29.2.2016	3,00	7.194	3.628.381	707,4
KTJV-R-A	17,07	17,06	17,06	23.2.2016	0,18	631	10.770	97,7
LPLH-R-A	197,79	180,00	186,00	29.2.2016	1,38	590	111.363	123,2
LRH-R-A	4.120,00	3.760,00	3.760,00	29.2.2016	-4,23	275	1.104.142	1.137,9
LURA-R-A	350,01	345,00	350,00	15.2.2016	6,06	468	162.211	1.050,0
MAIS-R-A	222,00	211,60	215,01	29.2.2016	-2,71	2.470	531.177	2.353,1
PBZ-R-A	569,00	560,00	562,06	29.2.2016	0,91	1.956	1.097.374	10.721,2
PDBA-R-A	230,00	200,00	200,00	29.2.2016	-13,04	114	24.840	133,7
PIKR-R-A	100,02	100,00	100,01	29.2.2016	-4,75	263	26.301	23,3
PIVK-R-A	174,85	174,85	174,85	5.2.2016	-6,49	60	10.491	55,5
PLAG-R-A	4.350,00	4.250,00	4.350,00	26.2.2016	2,35	265	1.137.408	2.376,5
PLCH-R-A	120,00	120,00	120,00	5.2.2016	9,09	70	8.400	15,2
PLJK-R-A	6,00	4,00	4,00	29.2.2016	-42,69	850	4.391	4,2
RIZO-R-A	113,55	78,00	81,00	25.2.2016	-26,36	4.780	431.572	30,3
SAPN-R-A	315,55	290,00	315,55	29.2.2016	1,87	447	136.033	207,8
SLDM-R-A	33,00	28,00	33,00	25.2.2016	22,22	1.729	50.790	172,3
SLPF-R-A	61,00	46,00	57,01	29.2.2016	18,77	34.879	1.867.932	190,8
SLRS-R-A	782,49	740,03	782,49	29.2.2016	2,96	145	109.726	483,4
SNBA-R-A	46,77	45,00	45,00	23.2.2016	-10,00	200	9.121	41,4
SUNH-R-A	22,00	19,40	20,50	29.2.2016	-3,76	25.010	509.835	171,0
THNK-R-A	275,00	201,00	201,01	29.2.2016	-22,74	676	163.869	38,1
TISK-R-A	180,00	164,97	164,97	23.2.2016	-8,35	375	63.473	393,7
TLM-R-A	10,00	10,00	10,00	24.2.2016	0,00	447	4.470	18,4
TRFM-R-A	110,11	105,03	110,11	18.2.2016	0,05	92	10.018	4,0
TUHO-R-A	2.500,00	2.400,00	2.450,00	26.2.2016	-5,77	457	1.120.724	898,6
VDKT-R-A	318,97	272,00	318,97	29.2.2016	18,13	5.025	1.466.597	145,7
VJSN-R-A	5,00	3,00	3,00	24.2.2016	0,00	874	3.418	3,2
VLEN-R-B	5,17	4,85	5,01	23.2.2016	-3,09	6.666	33.583	84,2
VPIK-R-A	43,40	35,30	35,30	29.2.2016	-16,05	8.281	314.653	53,1
ZABA-R-A	39,40	36,56	39,40	29.2.2016	5,91	110.442	4.231.553	12.617,5
ZTNJ-R-A	230,01	230,00	230,01	29.2.2016	0,00	116	26.680	47,3
ZVCV-R-A	95,00	91,00	95,00	24.2.2016	2,13	62	5.784	29,2
ZVZD-R-A	2.835,00	2.580,01	2.835,00	29.2.2016	7,03	114	308.979	284,2
MTP - Fortis								
BCIN-R-A	449,99	431,10	431,12	29.2.2016	-6,28	111	48.002	71,8

	High	Low	Last	Date of last trade	Net change (%)	Volume	Turnover	Market Capitalization
BDSS-R-A	250,00	220,03	222,34	24.2.2016	-9,28	742	170.286	82,8
BETA-R-A	49,00	47,50	48,11	29.2.2016	1,22	6.301	304.117	128,5
DELT-R-A	23,00	21,50	22,50	29.2.2016	2,27	6.181	136.996	60,1
EPLT-R-A	145,00	145,00	145,00	18.2.2016	-17,14	5	725	336,6
FRNK-R-A		570,00	441,20	441,20	10.2.2016	-18,30	12	6.193
GAMA-R-A	50,00	46,00	47,50	29.2.2016	-1,08	5.401	258.223	126,8
GBRT-R-A	690,00	690,00	690,00	18.2.2016	-13,64	10	6.900	47,0
HRDH-R-A	81,01	81,01	81,01	10.2.2016	1,26	80	6.481	68,3
KOTR-P-A	1.379,99	1.355,00	1.379,99	24.2.2016	2,14	19	26.088	37,4
LCDS-R-A	15,75	13,32	14,40	26.2.2016	-7,40	1.086	16.098	36,4
LULG-R-A	18,00	16,94	17,35	29.2.2016	-0,86	8.987	153.808	46,3
MIVA-R-A	650,00	650,00	650,00	24.2.2016	0,00	27	17.550	42,2
PCTS-R-A	50,00	46,00	46,00	29.2.2016	0,00	6.318	300.643	122,8
PRFC-R-A	43,43	20,00	34,00	29.2.2016	61,90	89.409	2.917.815	133,0
PVCM-R-A	115,00	88,00	105,10	29.2.2016	22,20	9.861	966.383	137,2
SNHA-R-A	88,00	84,51	84,58	29.2.2016	-0,49	9.404	818.799	225,8
SPNV-R-A	850,11	849,99	850,00	29.2.2016	0,00	20	17.001	55,9
TNPL-R-A	700,00	700,00	700,00	11.2.2016	-2,37	10	7.000	391,0

6. Equity Block Turnover

(All prices and turnover in HRK)

	High	Low	Volume	Turnover
Official market				
HT-R-A	140,00	140,00	160.000	22.400.000
KOEI-R-A	635,00	630,00	15.320	9.678.725
LEDO-R-A	9.000,00	8.750,00	5.836	51.462.500
Regular Market				
JNAF-R-A	4.500,00	4.500,00	3.106	13.977.000
MTF				
PVCM-R-A	100,00	100,00	37.062	3.706.200

7. Bonds performance

(All prices in% of par value, turnover in Kunas)

	High	Low	Last	Date of last trade	Volume	Turnover
Orderbook trades						
ATGR-O-169A	103,25	103,25	103,25	18.2.2016	3.000	3.098
FNOI-D-167A	99,14	99,00	99,13	19.2.2016	40.434	306.584
FNOI-D-171A	97,67	97,34	97,49	19.2.2016	12.221	91.317
FNOI-D-177A	95,45	95,27	95,45	19.2.2016	5.463	39.823
FNOI-D-181A	92,98	92,79	92,98	19.2.2016	5.095	36.201
FNOI-D-187A	90,16	89,96	90,16	19.2.2016	5.095	35.098
FNOI-D-191A	86,98	86,76	86,98	19.2.2016	5.095	33.856
FNOI-D-197A	83,56	83,33	83,56	19.2.2016	5.095	32.520
RHMF-O-19BA	111,00	110,50	110,50	16.2.2016	605.000	5.136.105
RHMF-O-247E	115,70	114,50	114,50	10.2.2016	342.340	3.012.224
RHMF-O-257A	107,00	105,80	107,00	15.2.2016	25.574.650	27.169.928
RHMF-O-26CA	103,65	102,25	103,10	29.2.2016	41.580.400	42.751.053

	High	Low	Last	Date of last trade	Volume	Turnover
RIBA-O-177A	104,00	104,00	104,00	3.2.2016	220.000	1.751.204
Total					68.403.886	80.399.009
Block trades						
RHMF-O-17BA	108	108	108	29.2.2016	8.405.000	9.077.400
RHMF-O-187A	107,8	107,8	107,8	29.2.2016	7.500.000	8.085.000
RHMF-O-26CA	103,50	103,35	103,50	29.2.2016	21.614.166	22.366.162
Total					37.519.166	39.528.562
BONDS TOTAL					105.923.052	119.927.571

8. Structured Products Performance

(All prices and turnovers in Kunas, market capitalization in millions of Kunas)

	High	Low	Last	Date of last trade	Net change (%)	Volume	Turnover	Market Capitalization
Regular Market								
EGB-S-DAX	749,80	678,40	696,80	24.2.2016	-2,82	104	72.719	174,2
EGB-S-GOLD	836,80	790,08	825,00	15.2.2016	4,48	11	8.988	82,5
EGB-S-LDXE	99,90	28,80	83,00	29.2.2016	-21,48	21.399	1.025.954	20,8
EGB-S-LDXF	144,00	67,90	117,90	29.2.2016	-18,46	3.777	397.564	29,5
EGB-S-LDXG	69,00	21,15	22,30	8.2.2016	-68,23	17.430	805.636	5,6
EGB-S-LGD9	174,16	145,03	174,16	16.2.2016	68,27	21	3.075	17,4
EGB-S-LHT7	23,58	20,39	20,39	25.2.2016	-6,30	1.399	29.295	0,5
EGB-S-LNGE	3,00	1,60	1,60	26.2.2016	-70,04	11.968	29.882	4,0
EGB-S-LNGF	4,96	2,92	2,92	29.2.2016	-41,13	1.033	3.488	7,3
EGB-S-LSLC	15,05	11,60	12,10	29.2.2016	45,43	1.279	17.159	6,1
EGB-S-LSLF	21,16	18,46	19,56	29.2.2016	29,71	1.059	20.979	9,8
EGB-S-LSPF	15,94	6,15	14,91	29.2.2016	19,09	37.614	452.003	14,9
EGB-S-LSPI	20,74	12,38	18,88	24.2.2016	31,84	10.443	154.807	18,9
EGB-S-LWLO	52,40	11,60	12,20	10.2.2016	-79,15	14.813	487.282	3,1
EGB-S-LWLP	81,00	38,40	70,00	29.2.2016	9,38	2.995	169.122	17,5
EGB-S-SBUI	14,00	9,70	10,10	2.2.2016	-75,21	5.804	67.435	2,5
EGB-S-SBUJ	29,00	29,00	29,00	15.2.2016	0,00	50	1.450	7,3
EGB-S-SDXI	248,80	233,70	233,70	17.2.2016	3,59	2	483	58,4
EGB-S-SDXK	211,00	166,10	180,40	22.2.2016	8,54	356	66.056	45,1
EGB-S-SDXS	169,90	129,30	166,50	16.2.2016	22,79	580	79.173	41,6
EGB-S-SDXT	135,20	57,10	78,50	29.2.2016	37,72	8.142	782.663	19,6
EGB-S-SDXV	64,30	30,10	46,60	29.2.2016	-18,39	4.770	189.204	11,7
EGB-S-SDXZ	66,00	56,20	66,00	19.2.2016	17,44	14	845	16,5
EGB-S-SGD7	101,34	85,14	85,14	11.2.2016	-54,88	100	9.324	8,5
EGB-S-SGD8	182,00	182,00	182,00	9.2.2016	-17,52	6	1.092	18,2
EGB-S-SHT3	28,18	23,56	27,11	24.2.2016	-19,58	7	186	0,4
EGB-S-SSL6	46,34	44,20	46,34	29.2.2016	-14,09	504	22.816	23,2
EGB-S-SSL8	34,12	28,56	33,28	29.2.2016	27,80	288	9.124	16,6
EGB-S-SSLB	7,18	7,18	7,18	5.2.2016	0,00	180	1.292	3,6
EGB-S-SSPD	27,24	21,00	21,00	18.2.2016	-13,44	1.449	37.095	21,0
EGB-S-SSPE	35,16	28,90	29,18	19.2.2016	-11,36	516	16.906	29,2
EGB-S-SSPF	21,94	12,64	13,98	29.2.2016	-20,11	13.037	226.827	14,0
EGB-S-SSPG	15,26	5,44	6,80	29.2.2016	-27,66	117.159	1.222.381	6,8
EGB-S-SWLO	110,00	84,70	91,00	23.2.2016	30,00	706	66.851	22,8
EGB-S-SWLP	82,00	36,20	46,90	26.2.2016	35,16	2.309	124.064	11,7
EGB-S-WTI	181,30	138,70	169,70	29.2.2016	-10,02	5.294	850.948	42,4

9. OTC Turnover

(All prices in % of par value, turnover in Kunas)

	High	Low	Last	Date of last trade	Volume	Turnover
ACI-R-A	5.574,00	5.482,50	5.482,50	24.2.2016	7	38.744
ATGR-O-169A	103,13	102,89	102,89	25.2.2016	45.900	47.275
ERNT-R-A	1.000,00	1.000,00	1.000,00	24.2.2016	89	89.000
FNOI-D-167A	98,99	98,99	98,99	1.2.2016	32.357	245.259
FNOI-D-171A	97,33	97,33	97,33	1.2.2016	24.272	180.886
FNOI-D-177A	95,27	95,27	95,27	1.2.2016	17.195	125.433
FNOI-D-181A	92,77	92,77	92,77	1.2.2016	18.554	131.796
FNOI-D-187A	89,94	89,94	89,94	1.2.2016	15.064	103.742
FNOI-D-191A	86,74	86,74	86,74	1.2.2016	12.243	81.317
FNOI-D-197A	83,30	83,30	83,30	1.2.2016	11.332	72.280
HT-R-A	143,25	143,25	143,25	25.2.2016	3.600	515.700
KRAS-R-A	500,91	500,91	500,91	12.2.2016	93.772	46.971.333
RHMF-O-167A	102,32	102,00	102,03	26.2.2016	502.650.000	513.390.380
RHMF-O-172A	103,52	103,30	103,37	26.2.2016	658.567.347	681.007.175
RHMF-O-17BA	108,20	107,85	108,10	26.2.2016	1.046.000.000	1.130.011.200
RHMF-O-187A	108,20	107,40	107,65	26.2.2016	1.001.728.468	1.079.734.234
RHMF-O-19BA	111,75	110,60	111,60	29.2.2016	10.497.984	89.202.427
RHMF-O-203A	117,30	117,00	117,30	25.2.2016	15.000.000	17.580.000
RHMF-O-203E	116,80	115,83	116,80	29.2.2016	17.954.800	159.474.264
RHMF-O-247E	115,85	114,95	115,40	16.2.2016	4.440.340	39.258.336
RHMF-O-257A	107,20	105,55	106,20	29.2.2016	238.785.013	254.660.204
RHMF-O-26CA	103,75	102,20	103,60	29.2.2016	663.450.000	684.088.595
RIBA-O-177A	104,70	104,00	104,60	29.2.2016	400.000	3.192.442
VART-R-1	14,00	14,00	14,00	17.2.2016	5.000	70.000
Total					4.159.753.337	4.700.272.020

10. Top 10 Members

10.1. Top 10 Members by Equity Turnover

Rank	Member	Equity turnover (HRK)	Market share (%)
1	Interkapital vrijednosni papiri d.o.o.	210.955.690	44,36
2	Fima vrijednosnice d.o.o.	68.732.249	14,45
3	Erste&Steiermarkische Bank d.d.	55.005.252	11,57
4	HITA vrijednosnice d.d.	31.874.718	6,70
5	Zagrebačka banka d.d.	30.769.534	6,47
6	Privredna banka Zagreb d.d.	26.345.692	5,54
7	Agram brokeri d.d.	16.582.405	3,49
8	Raiffeisenbank Austria d.d.	6.393.630	1,34
9	Societe Generale-Splitska banka d.d.	6.260.492	1,32
10	Hypo Alpe-Adria-Bank d.d.	5.236.996	1,10

10.2. Top 10 Members by Structured Products Turnover

Rank	Member	Structured products turnover (HRK)	Market share (%)
1	Erste&Steiermarkische Bank d.d.	8.193.580	54,96
2	Agram brokeri d.d.	2.282.995	15,31
3	Privredna banka Zagreb d.d.	1.312.009	8,80
4	HITA vrijednosnice d.d.	969.249	6,50
5	Interkapital vrijednosni papiri d.o.o.	929.788	6,24
6	Podravska banka d.d.	777.110	5,21
7	Antea brokeri d.o.o.	199.838	1,34
8	Fima vrijednosnice d.o.o.	111.380	0,75
9	Zagrebačka banka d.d.	71.999	0,48
10	Hrvatska poštanska banka d.d.	59.986	0,40

10.3. Top 10 Members by Bond Turnover

Rank	Member	Bond turnover (HRK)	Market share (%)
1	Interkapital vrijednosni papiri d.o.o.	86.983.779	36,27
2	Erste&Steiermarkische Bank d.d.	66.439.247	27,70
3	Privredna banka Zagreb d.d.	32.141.887	13,40
4	Zagrebačka banka d.d.	20.411.756	8,51
5	Raiffeisenbank Austria d.d.	14.943.424	6,23
6	Podravska banka d.d.	13.503.763	5,63
7	Hrvatska poštanska banka d.d.	4.250.783	1,77
8	Agram brokeri d.d.	609.021	0,25
9	Hypo Alpe-Adria-Bank d.d.	302.130	0,13
10	Croatia banka d.d.	160.044	0,07

10.4. Top 10 Members by Total Turnover

Rank	Member	Total turnover (HRK)	Market share (%)
1	Interkapital vrijednosni papiri d.o.o.	298.869.258	40,93
2	Erste&Steiermarkische Bank d.d.	129.638.079	17,75
3	Fima vrijednosnice d.o.o.	68.843.630	9,43
4	Privredna banka Zagreb d.d.	59.799.588	8,19
5	Zagrebačka banka d.d.	51.253.289	7,02
6	HITA vrijednosnice d.d.	32.843.967	4,50
7	Raiffeisenbank Austria d.d.	21.337.054	2,92
8	Agram brokeri d.d.	19.474.421	2,67
9	Podravska banka d.d.	16.989.342	2,33
10	Societe Generale-Splitska banka d.d.	6.280.662	0,86

11. Best Performing Stocks

Symbol	Issuer	January 2016.		February 2016.		%
		Price	Date	Price	Date	
ULJN-R-A	ULJANIK d. d.	25,06	25.1.2016	50,00	25.2.2016	99,52
PRFC-R-A	Proficio d.d.	21,00	28.1.2016	34,00	29.2.2016	61,90
ELKP-R-A	Elektroprojekt d.d.	220,00	7.1.2016	300,01	29.2.2016	36,37
CRAL-R-A	Croatia airlines d.d.	67,00	21.1.2016	87,10	11.2.2016	30,00
SLDM-R-A	Slobodna Dalmacija d.d.	27,00	28.1.2016	33,00	25.2.2016	22,22
PVCM-R-A	PEVEC d.d.	86,01	29.1.2016	105,10	29.2.2016	22,20
SLPF-R-A	SZAIF d.d.	48,00	29.1.2016	57,01	29.2.2016	18,77
VDKT-R-A	Viadukt d.d.	270,01	29.1.2016	318,97	29.2.2016	18,13
DDJH-R-A	Đuro Đaković holding d.d.	33,11	29.1.2016	37,90	29.2.2016	14,47
3MAJ-R-A	3. maj brodogradilište d.d.	80,00	5.1.2016	89,00	29.2.2016	11,25
ADRS-R-A	Adris grupa d.d.	476,00	29.1.2016	525,00	29.2.2016	10,29
BD62-R-A	SNH DELTA d.d.	19,70	27.1.2016	21,70	26.2.2016	10,15
IKBA-R-A	TANKERSKA NEXT GENERATION d.d.	960,01	26.1.2016	1.049,99	22.2.2016	9,37
PLCH-R-A	Palace hotel Zagreb d.d.	110,00	2.12.2015	120,00	5.2.2016	9,09

12. Under Performing Stocks

Symbol	Issuer	January 2016.		February 2016.		%
		Price	Date	Price	Date	
PLJK-R-A	Puljanka d.d.	6,98	29.1.2016	4,00	29.2.2016	-42,69
HMDN-R-A	Hotel Medena d.d.	81,99	9.6.2015	50,00	8.2.2016	-39,02
JDPL-R-A	Jadroplov d.d.	18,41	20.1.2016	12,50	23.2.2016	-32,10
FNVC-R-A	Finvest Corp d. d.	38,00	13.10.2015	26,63	5.2.2016	-29,92
HHLD-R-A	Hoteli Haludovo Malinska d.d.	3,11	29.1.2016	2,18	29.2.2016	-29,90
RIZO-R-A	RIZ-odašiljači d.d.	110,00	29.1.2016	81,00	25.2.2016	-26,36
IGH-R-A	Institut IGH d.d.	99,99	29.1.2016	75,00	29.2.2016	-24,99
CROS-R-A	Croatia osiguranje d.d.	6.600,00	27.1.2016	5.000,00	29.2.2016	-24,24
THNK-R-A	Tehnika d.d.	260,17	29.1.2016	201,01	29.2.2016	-22,74
HDEL-R-A	Hidroelektra niskogradnja d.d.	26,99	14.1.2016	21,49	26.2.2016	-20,38
FRNK-R-A	Franck d.d.	540,00	21.1.2016	441,20	10.2.2016	-18,30
EPLT-R-A	Europlantaže d.d.	175,00	8.1.2016	145,00	18.2.2016	-17,14
PTKM-R-A	Petrokemija d.d.	13,22	28.1.2016	11,00	29.2.2016	-16,79
VPIK-R-A	Vupik d.d.	42,05	29.1.2016	35,30	29.2.2016	-16,05