



ZAGREBAČKA BURZA
THE ZAGREB STOCK EXCHANGE

Monthly report
January 2016

Zagreb, February 2016

This publication was prepared and published by the Zagreb Stock Exchange Inc., Ivana Lučića 2a/22, Zagreb (hereinafter: Exchange).

The publication is intended to provide information to the public and shall not be deemed to constitute an offer or invitation to buy or advice on trade or investment in financial instruments or opinion on the terms of the purchase or sale of any financial instrument mentioned therein whether favourable or not, nor should it be relied on as a substitute for own judgement or assessment by any user of this publication.

The Exchange waives responsibility and liability for any damage which might arise out of the use of information contained therein.

Further use of information available in this publication is permitted by the Exchange provided that the source is cited.

Copyright © 2016. Zagreb Stock Exchange
Zagreb
Ivana Lučića 2a/22

All rights reserved.

Content:

- 1. GENERAL CHARACTERISTICS 1
- 2. TURNOVER AND MARKET CAPITALIZATION BY SECTOR 3
- 3. STOCKS WITH THE LARGEST MARKET CAPITALIZATION..... 4
- 4. MOST ACTIVE STOCKS BY TURNOVER..... 5
- 5. STOCKS PERFORMANCE..... 6
- 6. EQUITY BLOCK TURNOVER..... 8
- 7. BONDS PERFORMANCE 8
- 8. STRUCTURED PRODUCTS PERFORMANCE 9
- 9. OTC TURNOVER 10
- 10. TOP 10 MEMBERS 11
 - 10.1. TOP 10 MEMBERS BY EQUITY TURNOVER 11
 - 10.2. TOP 10 MEMBERS BY STRUCTURED PRODUCTS TURNOVER..... 11
 - 10.3. TOP 10 MEMBERS BY BOND TURNOVER..... 11
 - 10.4. TOP 10 MEMBERS BY TOTAL TURNOVER..... 12
- 11. BEST PERFORMING STOCKS..... 12
- 12. UNDER PERFORMING STOCKS 13

1. General characteristics

	December	January	% change
Orderbook turnover :			
Stocks	207.144.956	131.077.584	-36,7%
Bonds	30.487.844	74.830.945	145,4%
Rights	0	0	-
Commercial Bills	0	0	-
Structured products	5.866.481	8.789.764	49,8%
Equity Block Turnover	112.205.166	95.729.376	-14,7%
Debt Block Turnover	10.655.000	13.052.655	22,5%
Total Turnover	366.359.446	323.480.324	-11,7%
Orderbook volume			
Stocks	2.492.313	1.884.351	-24,4%
Bonds	27.291.297	66.376.234	143,2%
Rights	0	0	-
Commercial Bills	0	0	-
Structured products	171.117	308.081	80,0%
Equity Block Volume	145.637	510.186	250,3%
Debt Block Volume	10.000.000	12.680.296	26,8%
Total Volume	40.100.364	81.759.148	103,9%
OTC trades			
Turnover	4.418.918.946	1.664.112.326	-62,34%
Volume	3.490.232.524	1.480.846.050	-57,6%
Number of trades	381	184	-51,7%
CROBEX [©]	1.689,63	1.612,19	-4,6%
CROBEX10 [®]	989,28	940,71	-4,9%
CROBEXplus	969,58	919,96	-5,1%
CROBEXindustrija	965,06	942,40	-2,3%
CROBEXkonstrukt	480,09	457,55	-4,7%
CROBEXnutris	782,23	742,49	-5,1%
CROBEXtr	1.010,22	964,39	-4,5%
CROBEXtransport	889,38	787,81	-11,4%
CROBEXturist	2.559,02	2.505,57	-2,1%
CROBIS [©]	105,08	105,41	0,3%
CROBIStr [©]	144,61	145,63	0,7%
Number of trades	12.485	8.980	-28,1%
Number of securities traded	207	198	-4,3%
Number of trading days	20	19	-5,0%

(Market Capitalization in millions of HRK)

	December	January	% change
Market capitalization			
Stocks	128.137,1	121.575,6	-5,1%
Bonds	78.993,8	79.435,5	0,6%
Structured products	1.724,2	1.716,9	-0,4%
Total	208.855,0	202.728,0	-2,9%
Average daily			
Turnover	18.317.972	17.025.280	-7,1%
Volume	2.005.018	4.303.113	114,6%
Number of trades	624	473	-24,2%

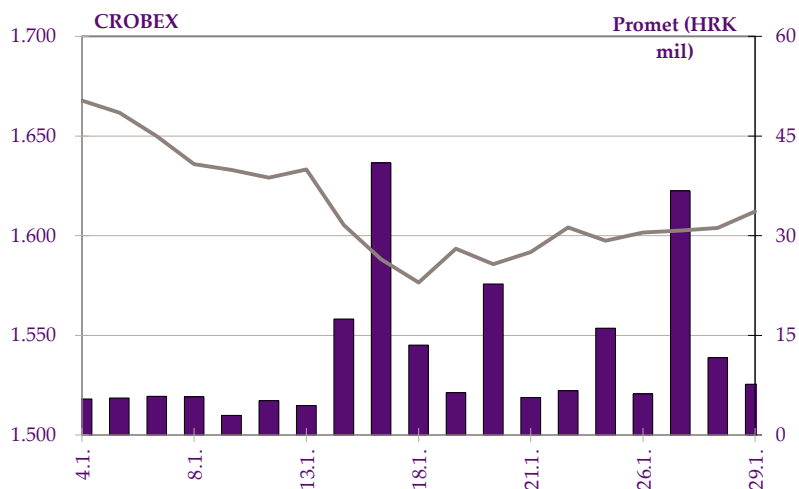


Chart 1: CROBEX® and equity turnover

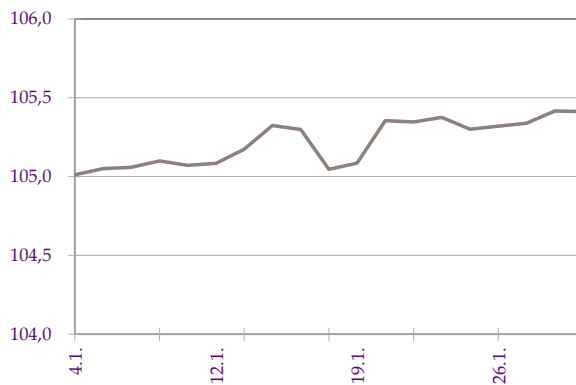


Chart 2: Zagreb Stock Exchange bond index CROBIS®

2. Turnover and Market Capitalization by Sector

Code	Sector	Market Capitalization (HRK)	Turnover (HRK)
A	Agriculture, forestry and fishing	1.380.732.466	1.098.921
CA	Manufacture of food products, beverages and tobacco products	11.348.574.394	23.466.413
CB	Manufacture of textiles, apparel, leather and related products	87.476.127	111.462
CC	Manufacture of wood and paper products, and printing	196.633.128	0
CD	Manufacture of coke, and refined petroleum products	26.500.100.000	971.806
CE	Manufacture of chemicals and chemical products	403.192.917	337.305
CF	Manufacture of basic pharmaceutical products and pharmaceutical preparations	292.517.329	118.255
CG	Manufacture of rubber and plastics products, and other non-metallic mineral products	316.810.500	750
CH	Manufacture of basic metals and fabricated metal products, except machinery and equipment	138.544.820	0
CI	Manufacture of computer, electronic and optical products	1.354.166.590	3.950.112
CJ	Manufacture of electrical equipment	2.124.164.742	4.759.506
CK	Manufacture of machinery and equipment n.e.c.	0	0
CL	Manufacture of transport equipment	676.506.828	556.808
CM	Other manufacturing, and repair and installation of machinery and equipment	117.755.663	34.980
E	Water supply; sewerage, waste management and remediation activities	0	0
F	Construction	580.897.255	1.217.853
G	Wholesale and retail trade; repair of motor vehicles and motorcycles	4.172.063.525	2.500.308
H	Transportation and storage	7.391.022.318	4.865.294
I	Accommodation and food service activities	14.003.375.399	22.025.798
JA	Publishing, audiovisual and broadcasting activities	167.204.451	51.175
JB	Telecommunications	11.552.397.421	29.871.214
K	Financial and insurance activities	28.819.923.279	4.661.013
L	Real estate activities	494.728.453	787.872
MA	Legal, accounting, management, architecture, engineering, technical testing and analysis activities	8.696.903.543	29.479.306
MB	Scientific research and development	137.953.098	44.729
MC	Other professional, scientific and technical activities	0	0
N	Administrative and support service activities	0	0
R	Arts, entertainment and recreation	621.936.000	166.703
	TOTAL	121.575.580.247	131.077.584

3. Stocks with the Largest Market Capitalization

	Symbol	Issuer	Market Capitalization (HRK mil)	Pct. of Mkt Cap (%)	Cumulative percentage (%)
1	INA-R-A	Ina d.d.	26.500,1	21,8	21,8
2	ZABA-R-A	Zagrebačka banka d.d.	11.913,0	9,8	31,6
3	HT-R-A	HT d.d.	11.431,6	9,4	41,0
4	PBZ-R-A	PBZ d.d.	10.624,8	8,7	49,7
5	ADRS-R-A	Adris grupa d.d.	4.577,2	3,8	53,5
6	JNAF-R-A	Janaf d.d.	4.287,6	3,5	57,0
7	RIVP-R-A	VALAMAR RIVIERA d.d.	2.879,7	2,4	59,4
8	LEDO-R-A	Ledo d.d.	2.793,9	2,3	61,7
9	CROS-R-A	Croatia osiguranje d.d.	2.778,3	2,3	64,0
10	ATGR-R-A	Atlantic Grupa d.d.	2.714,2	2,2	66,2
		Ostali	41.075,2	33,8	100,0
		Ukupno	121.575,6	100,0	

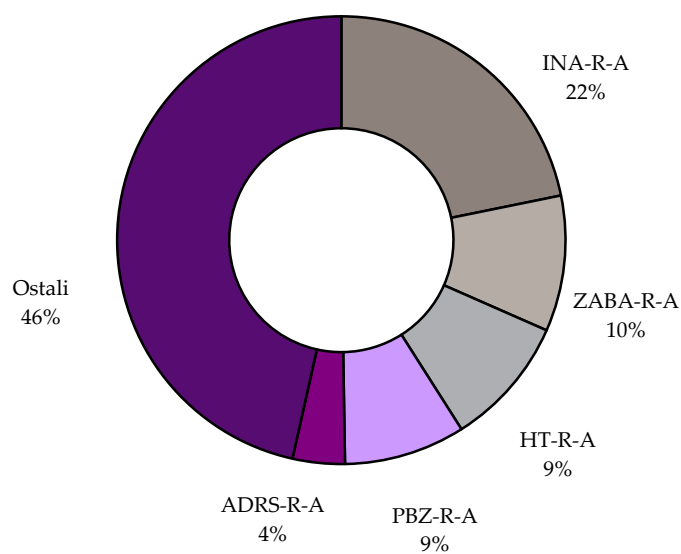


Chart 3: Market Capitalization Structure

4. Most Active Stocks by Turnover

	Symbol	Issuer	Turnover (HRK)	Pct (%)	Cumulative pct (%)
1	HT-R-A	HT d.d.	29.421.501	22,4	22,4
2	ADRS-P-A	Adris grupa d.d.	17.726.692	13,5	36,0
3	RIVP-R-A	VALAMAR RIVIERA d.d.	14.932.900	11,4	47,4
4	PODR-R-A	Podravka d.d.	7.820.407	6,0	53,3
5	LEDO-R-A	Ledo d.d.	7.675.420	5,9	59,2
6	ADRS-R-A	Adris grupa d.d.	5.401.762	4,1	63,3
7	DDJH-R-A	Đuro Đaković holding d.d.	4.946.428	3,8	67,1
8	KRAS-R-A	Kraš d.d.	4.062.043	3,1	70,2
9	KOEI-R-A	Končar - elektroindustrija d.d.	3.722.640	2,8	73,0
10	ERNT-R-A	Ericsson Nikola Tesla d.d.	3.309.816	2,5	75,5
		Ostali	32.057.975	24,5	100,0
		Ukupno	131.077.584		

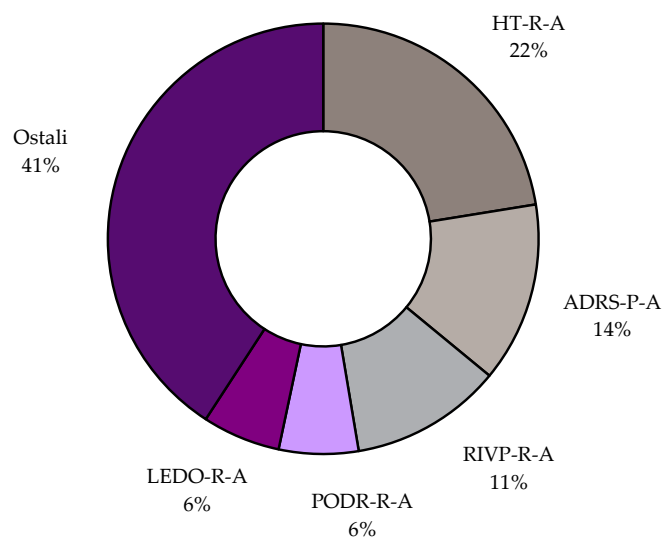


Chart 4: Equity Turnover Structure

5. Stocks Performance

(All prices and turnovers in Kunas, market Capitalization in millions of Kunas)

	High	Low	Last	Date of last trade	Net change (%)	Volume	Turnover	Market Capitalization
Official market								
ADPL-R-A	98,40	92,06	92,51	29.1.2016	-5,99	5.402	511.576	388,5
ATGR-R-A	825,00	805,09	814,01	29.1.2016	-0,49	2.058	1.676.323	2.714,2
CROS-R-A	6.600,00	5.811,00	6.600,00	27.1.2016	10,00	26	159.514	2.778,3
DLKV-R-A	13,69	11,66	12,69	29.1.2016	-4,94	50.032	619.804	313,7
HPB-R-A	629,88	600,00	623,89	26.1.2016	3,98	307	185.724	1.263,1
HT-R-A	143,38	136,05	139,60	29.1.2016	-1,51	210.779	29.421.501	11.431,6
IGH-R-A	104,43	88,77	99,99	29.1.2016	-1,00	452	44.729	61,4
ILRA-R-A	1.000,00	900,01	1.000,00	27.1.2016	0,00	111	106.984	274,3
INA-R-A	2.999,97	2.505,01	2.650,01	28.1.2016	-11,67	367	971.806	26.500,1
KOEI-R-A	664,99	613,21	647,99	29.1.2016	-2,12	5.883	3.722.640	1.666,7
LEDO-R-A	9.060,00	8.900,00	8.900,00	29.1.2016	-1,11	854	7.675.420	2.793,9
LKPC-R-A	700,00	612,00	620,15	28.1.2016	-8,80	528	342.094	262,3
LKRI-R-A	44,79	38,10	41,99	29.1.2016	-6,25	23.308	977.888	566,0
MDKA-R-A	12.589,00	11.660,04	12.583,00	26.1.2016	7,92	15	185.660	379,9
MGMA-R-A	0,90	0,59	0,79	29.1.2016	-12,22	8.758	6.403	3,9
OPTE-R-A	2,03	1,69	1,90	28.1.2016	2,70	243.249	449.713	120,76
PODR-R-A	334,01	308,01	319,00	29.1.2016	-1,90	24.202	7.820.407	2.271,3
PTKM-R-A	13,37	11,18	13,22	28.1.2016	1,69	12.964	158.559	170,2
RIVP-R-A	24,27	22,30	22,85	29.1.2016	-3,91	643.282	14.932.900	2.879,7
TPNG-R-A	75,60	69,95	69,95	29.1.2016	-4,18	777	55.234	610,9
ULPL-R-A	145,50	130,00	132,00	28.1.2016	-0,75	1.209	160.509	76,6
ULJN-R-A	25,07	25,06	25,06	25.1.2016	0,00	88	2.206	84,1
VART-R-1	17,35	14,53	14,53	29.1.2016	-16,25	6.136	96.550	32,3
VERN-R-A	172,00	145,00	150,01	22.1.2016	-6,24	732	118.115	276,7
VIRO-R-A	319,99	291,10	298,99	21.1.2016	-6,56	222	67.582	414,6
Regular market								
3MAJ-R-A	80,00	80,00	80,00	5.1.2016	0,00	24	1.920	117,0
ACI-R-A	5.600,00	5.351,00	5.600,00	26.1.2016	4,46	31	166.703	621,9
ADRS-P-A	371,00	334,01	345,00	29.1.2016	-4,43	50.444	17.726.692	2.340,5
ADRS-R-A	540,75	460,00	476,00	29.1.2016	-11,03	11.149	5.401.762	4.577,2
ARNT-R-A	339,70	300,00	339,68	29.1.2016	4,84	1.443	463.043	741,4
ATLN-R-A	114,99	100,52	111,49	29.1.2016	-0,03	3.963	422.185	371,9
ATPL-R-A	138,00	107,07	117,79	29.1.2016	-5,40	10.162	1.244.564	164,4
AUHR-R-A	475,00	430,00	450,00	29.1.2016	4,65	742	342.655	225,0
BD62-R-A	22,80	19,70	19,70	27.1.2016	-13,60	863	17.613	14,8
BLJE-R-A	25,14	22,50	23,50	29.1.2016	-3,49	25.741	612.187	193,1
BPBA-R-A	6,59	6,00	6,59	11.1.2016	9,83	730	4.698	11,8
BRIN-R-A	25,00	24,99	25,00	27.1.2016	0,00	400	10.000	12,7
BRNK-R-A	79,99	65,00	79,99	7.1.2016	23,06	11	865	10,6
CHAG-R-A	241,00	240,94	240,94	29.1.2016	-0,02	633	152.538	29,0
CKML-R-A	5.149,00	4.900,00	4.900,00	29.1.2016	-4,84	45	224.799	514,5
CRAL-R-A	90,00	40,00	67,00	21.1.2016	-25,56	81	4.220	663,3
DDJH-R-A	34,79	24,41	33,11	29.1.2016	35,64	161.346	4.946.428	251,5
ELKP-R-A	220,00	220,00	220,00	7.1.2016	0,00	10	2.200	19,8
ELPR-R-A	26,50	26,50	26,50	14.1.2016	0,00	3	80	8,9
ERNT-R-A	1.048,99	970,00	986,00	29.1.2016	-3,44	3.344	3.309.816	1.313,0
FMPS-R-A	11,00	11,00	11,00	8.1.2016	0,00	1.200	13.200	22,0
HBRL-R-A	11,01	10,51	10,99	20.1.2016	1,01	1.318	14.350	157,8
HDEL-R-A	26,99	24,00	26,99	14.1.2016	12,46	1.100	27.288	16,8
HHLD-R-A	5,00	1,66	3,11	29.1.2016	69,02	74.702	227.013	33,4
HIMR-R-A	500,00	478,00	500,00	29.1.2016	1,01	2.203	1.081.559	317,9

	High	Low	Last	Date of last trade	Net change (%)	Volume	Turnover	Market Capitalization
HMAM-R-A	250,00	234,11	237,15	18.1.2016	1,30	642	153.764	265,5
HMST-R-A	289,96	260,00	280,01	29.1.2016	3,71	542	147.554	144,4
HPDG-R-A	24,00	24,00	24,00	29.1.2016	0,00	73	1.752	62,8
HTPK-R-A	56,02	56,02	56,02	29.1.2016	0,00	25	1.401	97,8
HUPZ-R-A	1.900,00	1.850,00	1.870,00	27.1.2016	-1,58	151	280.478	807,8
HZLA-R-A	68,00	66,18	68,00	29.1.2016	2,75	210	13.971	49,3
IKBA-R-A	1.050,00	960,00	960,01	26.1.2016	-8,57	26	26.310	139,2
IMZV-R-A	70,00	70,00	70,00	14.1.2016	0,00	2	140	15,8
INGR-R-A	3,07	2,70	3,04	29.1.2016	7,42	95.410	274.339	41,2
IPKK-R-A	56,12	53,30	53,55	27.1.2016	-4,56	80	4.394	38,3
JDGT-R-A	1.085,00	999,99	1.040,00	27.1.2016	-4,15	289	298.961	115,3
JDOS-R-A	2.650,01	2.530,00	2.600,00	29.1.2016	-1,89	22	57.010	325,0
JDPL-R-A	24,87	18,41	18,41	20.1.2016	-12,33	1.136	25.111	30,1
JDTC-R-A	34,00	34,00	34,00	7.1.2016	0,00	145	4.930	4,8
JMNC-R-A	110.000,00	105.000,00	105.000,00	21.1.2016	-4,55	29	3.101.499	2.323,2
JNAF-R-A	4.500,00	4.255,00	4.255,00	29.1.2016	-5,44	339	1.461.252	4.287,6
KABA-P-A	43,00	43,00	43,00	25.1.2016	0,00	647	27.821	0,5
KODT-P-A	1.198,96	1.105,05	1.198,96	25.1.2016	2,04	151	174.810	73,6
KODT-R-A	1.270,50	1.245,00	1.260,00	27.1.2016	0,80	662	830.603	244,7
KOES-R-A	520,01	520,01	520,01	14.1.2016	0,00	2	1.040	67,7
KRAS-R-A	505,00	490,00	500,00	29.1.2016	2,04	8.131	4.062.043	686,8
KTJV-R-A	19,00	16,00	17,03	27.1.2016	-10,37	1.470	25.569	97,5
LPLH-R-A	193,00	183,46	183,46	18.1.2016	0,00	160	29.710	121,5
LRH-R-A	4.130,00	3.600,00	3.925,89	28.1.2016	6,11	144	577.270	1.188,1
LURA-R-A	330,00	320,00	330,00	28.1.2016	3,13	200	64.500	990,0
MAIS-R-A	227,00	206,10	220,99	29.1.2016	2,79	2.777	592.886	2.418,6
PBZ-R-A	599,00	557,00	557,01	29.1.2016	-5,59	520	304.534	10.624,8
PIKR-R-A	105,08	104,02	105,00	28.1.2016	-0,08	268	28.111	24,5
PIVK-R-A	199,99	186,99	186,99	19.1.2016	-6,50	13	2.522	59,3
PLAG-R-A	4.410,01	4.250,00	4.250,01	28.1.2016	-3,63	694	3.004.793	2.321,9
PLJK-R-A	15,00	5,01	6,98	29.1.2016	-53,47	167	1.517	7,4
PUNT-R-A	1,50	0,86	1,00	29.1.2016	-1,96	2.073	2.381	1,3
RIZO-R-A	114,00	95,00	110,00	29.1.2016	0,00	6.246	640.296	41,2
SAPN-R-A	309,77	281,40	309,77	22.1.2016	10,08	88	25.503	204,0
SLDM-R-A	27,00	20,00	27,00	28.1.2016	35,00	1.929	49.707	141,0
SLPF-R-A	53,50	41,49	48,00	29.1.2016	6,67	11.219	540.700	160,6
SLRS-R-A	791,12	715,00	760,00	25.1.2016	-3,93	128	94.671	469,5
SNBA-R-A	51,51	50,00	50,00	14.1.2016	-2,93	409	20.950	45,9
SUNH-R-A	21,71	19,26	21,30	29.1.2016	6,50	5.334	107.108	177,7
THNK-R-A	280,00	260,17	260,17	29.1.2016	-3,64	463	125.717	49,3
TISK-R-A	180,00	180,00	180,00	28.1.2016	0,00	321	57.780	429,6
TOZ-R-A	16,00	16,00	16,00	18.1.2016	0,00	44	704	3,2
TUHO-R-A	2.600,00	2.400,00	2.600,00	29.1.2016	0,00	87	224.300	953,6
VDKT-R-A	303,97	255,13	270,01	29.1.2016	-9,54	1.588	437.053	123,3
VJSN-R-A	3,00	1,49	3,00	27.1.2016	101,34	546	1.469	3,2
VLEN-R-B	5,17	4,89	5,17	29.1.2016	5,73	8.022	41.106	86,9
VPIK-R-A	48,50	41,00	42,05	29.1.2016	-6,56	6.471	284.118	63,2
ZABA-R-A	37,41	34,50	37,20	29.1.2016	-0,56	87.440	3.164.155	11.913,0
ZTNJ-R-A	233,36	230,00	230,00	18.1.2016	-1,44	81	18.734	47,3
ZVCV-R-A	100,12	93,02	93,02	29.1.2016	-7,09	409	39.050	28,6
ZVZD-R-A	2.699,99	2.465,65	2.648,79	29.1.2016	-1,90	104	266.755	265,6
MTP - Fortis								
BDSS-R-A	286,00	245,08	245,08	29.1.2016	-14,02	774	204.475	91,3
BETA-R-A	51,01	46,10	47,53	29.1.2016	-5,34	3.372	163.913	126,9
BRBA-P-A	4.750,00	4.750,00	4.750,00	5.1.2016	0,00	20	95.000	12,1
DELT-R-A	23,81	20,00	22,00	29.1.2016	-7,60	4.268	92.663	58,7
EPLT-R-A	175,00	174,00	175,00	8.1.2016	0,57	1.003	174.525	406,2

	High	Low	Last	Date of last trade	Net change (%)	Volume	Turnover	Market Capitalization
FRNK-R-A		590,00	540,00	540,00	21.1.2016	-8,47	24	13.685
GAMA-R-A	51,00	45,65	48,02	29.1.2016	-4,23	3.511	171.129	128,2
GBRT-R-A	799,00	799,00	799,00	5.1.2016	0,00	10	7.990	54,4
HMNS-R-A	34,90	34,90	34,90	5.1.2016	0,00	20	698	57,6
KOTR-P-A	1.370,00	1.351,03	1.351,03	28.1.2016	-1,38	23	31.453	36,7
KTKA-R-A	400	400,0	400,00	27.1.2016	0,00	19	7.600	13,2
LULG-R-A	18,15	17,10	17,50	29.1.2016	-2,9	2.929	51.398	46,7
MIVA-R-A	650,00	650,00	650,00	29.1.2016	0,0	121	78.650	42,2
NEXE-R-A	85,00	85,00	85,00	8.1.2016	0,0	70	5.950	804,4
PCTS-R-A	49,00	45,00	46,00	29.1.2016	-4,2	7.806	365.688	122,8
PRFC-R-A	21,50	19,00	21,00	28.1.2016	-2,3	10.325	219.267	82,2
PSMR-R-A	210,00	210,00	210,00	22.1.2016	0,0	37	7.770	4,9
PVCM-R-A	90,51	70,25	86,01	29.1.2016	-5,0	2.488	210.458	112,3
RZVI-R-A	25,00	25,00	25,00	5.1.2016	0,0	30	750	53
SNHA-R-A	90,00	79,00	85,00	29.1.2016	1,1	5.666	474.964	227,0
SPNV-R-A	850,00	850,00	850,00	29.1.2016	0,0	3	2.550	55,9
THMT-R-A	130,00	125,00	125,00	19.1.2016	-3,8	192	24.660	33,5
TNPL-R-A	781,00	701,01	717,00	26.1.2016	-8,1	82	61.278	400,5

6. Equity Block Turnover

(All prices and turnover in HRK)

	High	Low	Volume	Turnover
Official market				
HT-R-A	141,00	139,60	427.860	59.894.256
LEDO-R-A	8.980,00	8.750,00	3.200	28.345.000
LKRI-R-A	42,00	42,00	70.205	2.948.610
PODR-R-A	310,00	310,00	6.921	2.145.510
Regular Market				
KODT-P-A	1.198,00	1.198,00	2.000	2.396.000

7. Bonds performance

(All prices in% of par value, turnover in Kunas)

	High	Low	Last	Date of last trade	Volume	Turnover
Orderbook trades						
FNOI-D-167A	98,99	98,85	98,99	29.1.2016	5.386	40.698
FNOI-D-171A	97,33	97,15	97,33	29.1.2016	623	4.641
FNOI-D-177A	95,26	95,06	95,26	29.1.2016	4.425	32.274
FNOI-D-181A	92,77	92,54	92,77	29.1.2016	623	4.422
FNOI-D-187A	89,94	89,69	89,94	29.1.2016	623	4.286
FNOI-D-191A	86,74	86,49	86,74	29.1.2016	623	4.134
FNOI-D-197A	83,30	83,04	83,30	29.1.2016	623	3.969
MTEL-O-137A	70,00	70,00	70,00	22.1.2016	281.936	755.827
RHMF-O-17BA	108,00	107,50	108,00	29.1.2016	25.000.000	26.905.000
RHMF-O-247E	115,70	115,70	115,70	22.1.2016	17.000	150.656
RHMF-O-257A	105,70	105,00	105,70	29.1.2016	30.000.000	31.585.000
RHMF-O-26CA	101,95	101,95	101,95	27.1.2016	5.000.000	5.097.500
RIBA-O-177A	104,00	104,00	104,00	20.1.2016	560.000	4.462.950

	High	Low	Last	Date of last trade	Volume	Turnover
RIBA-O-17BA	105	105	105,00	29.1.2016	5.504.370	5.779.589
Total					66.376.234	74.830.945
Block trades						
RHMF-O-172A	103,35	103,2	103,35	29.1.2016	8.680.296	8.963.855
RHMF-O-26CA	102,22	102,22	102,22	29.1.2016	4.000.000	4.088.800
Total					12.680.296	13.052.655
BONDS TOTAL					79.056.530	87.883.600

8. Structured Products Performance

(All prices and turnovers in Kunas, market capitalization in millions of Kunas)

	High	Low	Last	Date of last trade	Net change (%)	Volume	Turnover	Market Capitalization
Regular Market								
EGB-S-DAX	792,00	717,00	717,00	20.1.2016	-13,06	78	58.878	179,3
EGB-S-GOLD	789,60	789,60	789,60	26.1.2016	6,11	5	3.948	79,0
EGB-S-LDXE	109,00	77,60	105,70	29.1.2016	-43,75	242	22.976	26,4
EGB-S-LDXF	195,40	119,00	144,60	29.1.2016	-36,83	71	9.909	36,2
EGB-S-LDXG	116,40	40,30	70,20	29.1.2016	-52,85	34.596	2.254.558	17,6
EGB-S-LDXS	82,20	21,20	22,70	15.1.2016	-73,85	7.182	275.135	5,7
EGB-S-LDXU	39,70	29,10	33,00	5.1.2016	-54,17	3.105	110.110	8,3
EGB-S-LGD9	105,04	97,92	103,50	20.1.2016	36,18	26	2.694	10,4
EGB-S-LGDB	172,72	172,72	172,72	11.1.2016	8,47	120	20.726	17,3
EGB-S-LHT4	14,10	9,56	9,56	15.1.2016	-43,76	5.502	57.859	0,2
EGB-S-LNGE	5,34	4,68	5,34	29.1.2016	14,10	640	3.206	13,4
EGB-S-LSLC	8,32	7,10	8,32	22.1.2016	14,92	6.119	47.780	4,2
EGB-S-LSLF	15,08	13,38	15,08	22.1.2016	12,04	2.539	36.362	7,5
EGB-S-LSPF	16,08	7,46	12,52	29.1.2016	-48,14	77.090	859.384	12,5
EGB-S-LSPG	12,54	6,14	7,88	13.1.2016	-41,11	882	8.325	7,9
EGB-S-LSPH	4,94	4,94	4,94	4.1.2016	-21,09	2.600	12.844	4,9
EGB-S-LWLN	55,00	18,50	18,50	11.1.2016	-61,46	1.130	31.947	4,6
EGB-S-LWLO	86,60	17,00	58,50	29.1.2016	-28,83	15.203	550.665	14,6
EGB-S-SBUE	39,20	8,60	8,70	28.1.2016	-81,68	4.649	84.744	2,2
EGB-S-SBUI	50,00	40,75	40,75	22.1.2016	-26,71	8	354	10,2
EGB-S-SDXI	225,60	164,50	225,60	18.1.2016	167,30	141	25.589	56,4
EGB-S-SDXK	173,70	142,10	166,20	29.1.2016	83,04	1.672	263.453	41,6
EGB-S-SDXS	160,70	81,20	135,60	29.1.2016	146,55	4.011	503.588	33,9
EGB-S-SDXT	65,20	46,90	57,00	29.1.2016	-1,89	2.768	158.234	14,3
EGB-S-SDXU	95,70	85,00	95,70	29.1.2016	2,13	680	61.324	23,9
EGB-S-SGD7	188,68	188,68	188,68	7.1.2016	24,10	1	189	18,9
EGB-S-SHT3	33,71	33,71	33,71	15.1.2016	28,03	275	9.270	0,5
EGB-S-SNG9	14,26	14,26	14,26	18.1.2016	10,54	150	2.139	35,7
EGB-S-SNGC	6,70	5,72	6,62	20.1.2016	-19,27	5.100	32.556	16,6
EGB-S-SNGD	0,64	0,48	0,48	8.1.2016	-65,22	1.505	803	1,2
EGB-S-SSPD	25,60	15,52	24,26	19.1.2016	82,96	7.784	145.900	24,3
EGB-S-SSPE	33,36	22,54	32,92	26.1.2016	75,11	2.112	65.069	32,9
EGB-S-SSPF	21,62	9,32	17,50	29.1.2016	235,25	79.891	1.183.354	17,5
EGB-S-SSPG	12,36	9,40	9,40	29.1.2016	-8,02	28.670	317.249	9,4
EGB-S-SWLO	109,09	70,00	70,00	28.1.2016	62,41	2.113	189.761	17,5
EGB-S-SWLP	58,80	30,10	34,70	29.1.2016	-31,42	2.027	92.321	8,7
EGB-S-WTI	215,70	153,90	188,60	29.1.2016	-8,22	7.394	1.286.562	47,2

9. OTC Turnover

(All prices in % of par value, turnover in Kunas)

	High	Low	Last	Date of last trade	Volume	Turnover
ACI-R-A	5680,00	5547,50	5547,50	27.1.2016	8	44.645
ATGR-O-169A	103,25	102,80	102,80	14.1.2016	1.979.700	2.041.655
EPLT-R-A	150,00	150,00	150,00	26.1.2016	1.550	232.500
JRLN-O-17AA	103,20	103,20	103,20	28.1.2016	50.000	395.089
KBZ-R-A	159,10	159,10	159,10	4.1.2016	69.000	10.977.900
OPEK-R-A	289,50	289,50	289,50	19.1.2016	240	69.480
RHMF-O-167A	102,40	102,25	102,33	29.1.2016	175.420.700	179.441.886
RHMF-O-172A	103,38	103,00	103,38	29.1.2016	351.406.500	362.800.097
RHMF-O-17BA	107,94	107,10	107,94	29.1.2016	387.213.000	416.673.153
RHMF-O-187A	107,14	106,35	107,14	28.1.2016	183.284.809	196.120.609
RHMF-O-19BA	111,00	110,10	110,79	29.1.2016	5.909.900	50.061.230
RHMF-O-203A	115,85	115,65	115,65	22.1.2016	42.150.000	48.808.475
RHMF-O-203E	115,90	115,36	115,77	29.1.2016	2.190.601	19.401.399
RHMF-O-227E	118,50	117,25	117,25	18.1.2016	3.520.000	31.845.808
RHMF-O-247E	115,60	115,35	115,60	28.1.2016	308.000	2.725.387
RHMF-O-257A	105,52	105,20	105,52	29.1.2016	14.000.000	14.760.000
RHMF-O-26CA	102,35	101,40	102,25	29.1.2016	307.376.042	313.663.401
RIBA-O-17BA	104,90	103,75	104,90	26.1.2016	5.945.000	6.226.483
SCOS-R-A	373	373	372,53	4.1.2016	21.000	7.823.130
Total					1.480.846.050	1.664.112.326

10. Top 10 Members

10.1. Top 10 Members by Equity Turnover

Rank	Member	Equity turnover (HRK)	Market share (%)
1	Interkapital vrijednosni papiri d.o.o.	154.273.685	34,01
2	Fima vrijednosnice d.o.o.	89.710.893	19,78
3	Hypo Alpe-Adria-Bank d.d.	61.598.136	13,58
4	Erste&Steiermarkische Bank d.d.	49.823.587	10,98
5	Zagrebačka banka d.d.	20.998.107	4,63
6	Privredna banka Zagreb d.d.	19.150.406	4,22
7	HITA vrijednosnice d.d.	16.351.397	3,60
8	Agram brokeri d.d.	12.653.675	2,79
9	Raiffeisenbank Austria d.d.	8.139.351	1,79
10	Societe Generale-Splitska banka d.d.	5.103.210	1,13

10.2. Top 10 Members by Structured Products Turnover

Rank	Member	Structured products turnover (HRK)	Market share (%)
1	Erste&Steiermarkische Bank d.d.	8.997.961	51,18
2	Agram brokeri d.d.	2.857.144	16,25
3	Interkapital vrijednosni papiri d.o.o.	1.863.728	10,60
4	Privredna banka Zagreb d.d.	1.390.490	7,91
5	Podravska banka d.d.	1.146.488	6,52
6	HITA vrijednosnice d.d.	686.211	3,90
7	Croatia banka d.d.	203.805	1,16
8	Fima vrijednosnice d.o.o.	191.309	1,09
9	Antea brokeri d.o.o.	163.181	0,93
10	Zagrebačka banka d.d.	55.852	0,32

10.3. Top 10 Members by Bond Turnover

Rank	Member	Bond turnover (HRK)	Market share (%)
1	Privredna banka Zagreb d.d.	53.299.282	30,32
2	Raiffeisenbank Austria d.d.	37.235.450	21,18
3	Interkapital vrijednosni papiri d.o.o.	31.267.361	17,79
4	Podravska banka d.d.	21.694.589	12,34
5	Erste&Steiermarkische Bank d.d.	14.200.899	8,08
6	Zagrebačka banka d.d.	10.652.576	6,06
7	Agram brokeri d.d.	3.071.250	1,75
8	Croatia banka d.d.	2.761.683	1,57
9	HITA vrijednosnice d.d.	1.511.654	0,86
10	Fima vrijednosnice d.o.o.	70.524	0,04

10.4. Top 10 Members by Total Turnover

Rank	Member	Total turnover (HRK)	Market share (%)
1	Interkapital vrijednosni papiri d.o.o.	187.404.774	28,97
2	Fima vrijednosnice d.o.o.	89.972.727	13,91
3	Privredna banka Zagreb d.d.	73.840.179	11,41
4	Erste&Steiermarkische Bank d.d.	73.022.448	11,29
5	Hypo Alpe-Adria-Bank d.d.	61.600.069	9,52
6	Raiffeisenbank Austria d.d.	45.374.801	7,01
7	Zagrebačka banka d.d.	31.706.534	4,90
8	Podravska banka d.d.	26.025.240	4,02
9	Agram brokери d.d.	18.582.069	2,87
10	HITA vrijednosnice d.d.	18.549.262	2,87

11. Best Performing Stocks

Symbol	Issuer	December 2015.		January 2016.		%
		Price	Date	Price	Date	
ELPR-R-A	Elektropromet d.d.	5,44	30.12.2015	26,50	14.1.2016	387,13
PUNT-R-A	Pounje d.d.	0,60	30.12.2015	1,00	29.1.2016	66,67
SLDM-R-A	Slobodna Dalmacija d.d.	20,20	27.11.2015	27,00	28.1.2016	33,66
HHLD-R-A	Hoteli Haludovo Malinska d.d.	2,39	30.12.2015	3,11	29.1.2016	30,13
BRNK-R-A	Brionka d. d.	64,00	23.12.2015	79,99	7.1.2016	24,98
DDJH-R-A	Đuro Đaković holding d.d.	26,89	30.12.2015	33,11	29.1.2016	23,13
HDEL-R-A	Hidroelektra niskogradnja d.d.	22,00	30.12.2015	26,99	14.1.2016	22,68
BPBA-R-A	VABA d.d.	5,54	30.12.2015	6,59	11.1.2016	18,95
EPLT-R-A	Europlantaže d.d.	150,00	18.11.2015	175,00	8.1.2016	16,67
IMZV-R-A	Imunološki zavod d.d.	60,55	25.11.2015	70,00	14.1.2016	15,61
RZVI-R-A	Razvitak d.d.	21,84	25.9.2015	25,00	5.1.2016	14,47
CROS-R-A	Croatia osiguranje d.d.	5.820,00	22.12.2015	6.600,00	27.1.2016	13,40
SUNH-R-A	Sunčani Hvar d.d.	19,80	30.12.2015	21,30	29.1.2016	7,58
SLPF-R-A	SZAI F d.d.	45,00	17.12.2015	48,00	29.1.2016	6,67
PRFC-R-A	Proficio d.d.	20,00	29.12.2015	21,00	28.1.2016	5,00

12. Under Performing Stocks

Symbol	Issuer	December 2015.		January 2016.		%
		Price	Date	Price	Date	
PLJK-R-A	Puljanka d.d.	23,00	11.12.2015	6,98	29.1.2016	-69,65
VJSN-R-A	Vjesnik d.d.	4,90	18.12.2015	3,00	27.1.2016	-38,78
CRAL-R-A	Croatia airlines d.d.	95,00	7.10.2015	67,00	21.1.2016	-29,47
JDPL-R-A	Jadroplov d.d.	24,81	30.12.2015	18,41	20.1.2016	-25,80
KTKA-R-A	KOTKA d.d.	500,00	30.12.2015	400,00	27.1.2016	-20,00
MGMA-R-A	Magma d.d.	0,98	30.12.2015	0,79	29.1.2016	-19,39
ATPL-R-A	Atlantska plovidba d.d.	146,00	30.12.2015	117,79	29.1.2016	-19,32
VPIK-R-A	Vupik d.d.	51,99	30.12.2015	42,05	29.1.2016	-19,12
BDSS-R-A	Brodospas d.d. Split	300,00	30.12.2015	245,08	29.1.2016	-18,31
VART-R-1	Varteks d. d.	17,48	30.12.2015	14,53	29.1.2016	-16,88
THMT-R-A	TEHNOMONT d.d.	150,00	28.12.2015	125,00	19.1.2016	-16,67
IPKK-R-A	Termes grupa d.d.	63,34	30.12.2015	53,55	27.1.2016	-15,46
BD62-R-A	SNH DELTA d.d.	23,22	30.12.2015	19,70	27.1.2016	-15,16
HZLA-R-A	Hoteli Zlatni rat d.d.	79,95	29.12.2015	68,00	29.1.2016	-14,95