



ZAGREBAČKA BURZA
THE ZAGREB STOCK EXCHANGE

Monthly report
December 2014

Zagreb, January 2015

This publication was prepared and published by the Zagreb Stock Exchange Inc., Ivana Lučića 2a/22, Zagreb (hereinafter: Exchange).

The publication is intended to provide information to the public and shall not be deemed to constitute an offer or invitation to buy or advice on trade or investment in financial instruments or opinion on the terms of the purchase or sale of any financial instrument mentioned therein whether favourable or not, nor should it be relied on as a substitute for own judgement or assessment by any user of this publication.

The Exchange waives responsibility and liability for any damage which might arise out of the use of information contained therein.

Further use of information available in this publication is permitted by the Exchange provided that the source is cited.

Copyright © 2014. Zagreb Stock Exchange
Zagreb
Ivana Lučića 2a/22

All rights reserved.

Content:

- 1. GENERAL CHARACTERISTICS 1
- 2. TURNOVER AND MARKET CAPITALIZATION BY SECTOR..... 3
- 3. STOCKS WITH THE LARGEST MARKET CAPITALIZATION..... 4
- 4. MOST ACTIVE STOCKS BY TURNOVER 5
- 5. STOCKS PERFORMANCE..... 6
- 6. EQUITY BLOCK TURNOVER..... 8
- 7. BONDS PERFORMANCE..... 9
- 8. STRUCTURED PRODUCTS PERFORMANCE 9
- 9. OTC TURNOVER 10
- 10. TOP 10 MEMBERS..... 11
 - 10.1. TOP 10 MEMBERS BY EQUITY TURNOVER 11
 - 10.2. TOP 10 MEMBERS BY STRUCTURED PRODUCTS TURNOVER 11
 - 10.3. TOP 10 MEMBERS BY BOND TURNOVER..... 12
 - 10.4. TOP 10 MEMBERS BY TOTAL TURNOVER..... 12
- 11. BEST PERFORMING STOCKS..... 13
- 12. UNDER PERFORMING STOCKS..... 13

1. General characteristics

	November	December	% change
Orderbook turnover :			
Stocks	160.044.259	229.916.101	43,7%
Bonds	77.412.234	36.989.169	-52,2%
Rights	0	0	-
Commercial Bills	0	0	-
Structured products	5.819.366	9.542.951	64,0%
Equity Block Turnover	13.835.156	33.027.485	138,7%
Debt Block Turnover	3.456.195	12.684.000	267,0%
Total Turnover	260.567.210	322.159.705	23,6%
Orderbook volume			
Stocks	2.315.993	2.517.026	8,7%
Bonds	8.991.247	8.265.771	-8,1%
Rights	0	0	-
Commercial Bills	0	0	-
Structured products	288.784	653.494	126,3%
Equity Block Volume	39.525	1.360.684	3342,6%
Debt Block Volume	400.000	12.000.000	2900,0%
Total Volume	12.035.549	24.796.975	106,0%
OTC trades			
Turnover	1.585.823.476	3.379.898.073	113,13%
Volume	845.421.705	2.137.731.302	152,9%
Number of trades	191	272	42,4%
CROBEX [©]	1.792,02	1.745,44	-2,6%
CROBEX10 [®]	1.027,53	1.007,14	-2,0%
CROBEXplus	954,55	940,18	-1,5%
CROBEXindustrija	900,55	910,74	1,1%
CROBEXkonstrukt	521,96	499,03	-4,4%
CROBEXnutris	806,56	805,73	-0,1%
CROBEXtr	1.036,73	1.009,78	-2,6%
CROBEXtransport	1.338,18	1.262,35	-5,7%
CROBEXturist	2.090,66	2.068,44	-1,1%
CROBIS [©]	104,8117	104,9501	0,1%
CROBIStr [©]	136,4580	137,3008	0,6%
Number of trades	13.663	13.797	1,0%
Number of securities traded	190	189	-0,5%
Number of trading days	20	20	0,0%

(Market Capitalization in millions of HRK)

	November	December	% change
Market capitalization			
Stocks	128.684,9	126.216,3	-1,9%
Bonds	71.910,7	75.309,7	4,7%
Structured products	384,6	616,6	60,3%
Total	200.980,2	202.142,7	0,6%
Average daily			
Turnover	13.028.361	16.107.985	23,6%
Volume	601.777	1.239.849	106,0%
Number of trades	683	690	1,0%

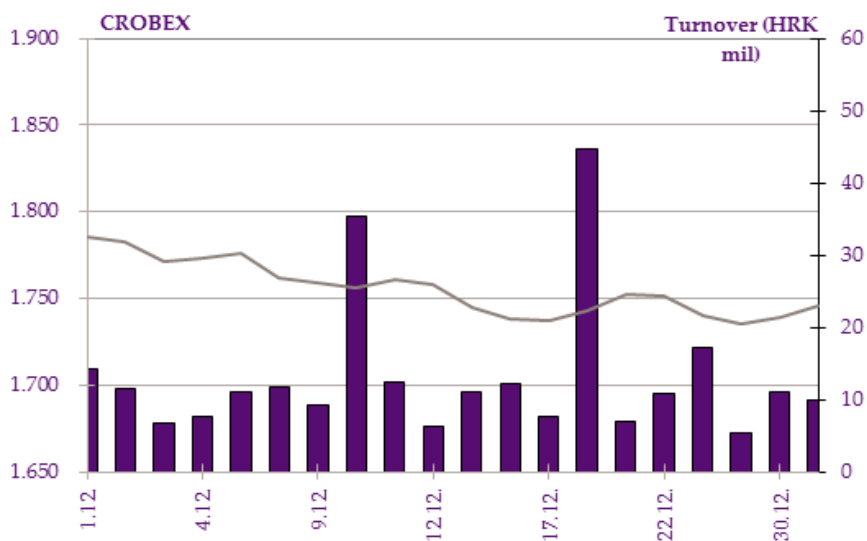


Chart 1: CROBEX® and equity turnover

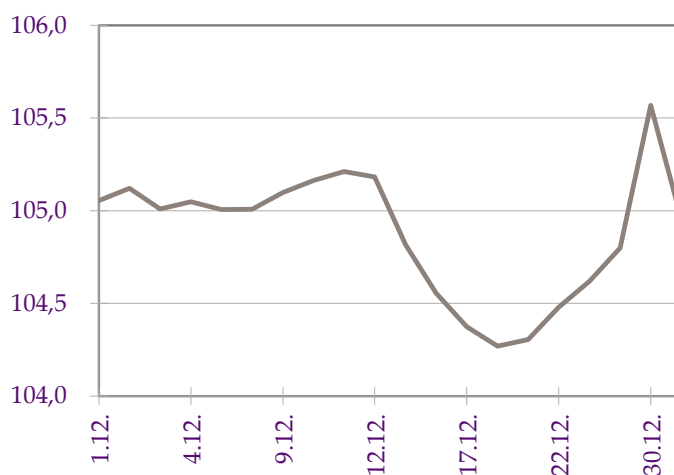


Chart 2: Zagreb Stock Exchange bond index CROBIS®

2. Turnover and Market Capitalization by Sector

Code	Sector	Market Capitalization (HRK)	Turnover (HRK)
A	Agriculture, forestry and fishing	1.224.697.640	4.751.700
CA	Manufacture of food products, beverages and tobacco products	10.218.460.369	25.827.803
CB	Manufacture of textiles, apparel, leather and related products	114.637.468	3.526.652
CC	Manufacture of wood and paper products, and printing	126.796.616	314
CD	Manufacture of coke, and refined petroleum products	36.500.000.000	2.747.013
CE	Manufacture of chemicals and chemical products	343.738.460	815.315
CF	Manufacture of basic pharmaceutical products and pharmaceutical preparations	112.731.358	221.202
CG	Manufacture of rubber and plastics products, and other non-metallic mineral products	226.845.869	8.345.750
CH	Manufacture of basic metals and fabricated metal products, except machinery and equipment	60.329.492	3.252
CI	Manufacture of computer, electronic and optical products	1.752.264.090	7.035.657
CJ	Manufacture of electrical equipment	2.179.863.165	3.119.621
CK	Manufacture of machinery and equipment n.e.c.	0	0
CL	Manufacture of transport equipment	466.521.076	7.876.002
CM	Other manufacturing, and repair and installation of machinery and equipment	97.767.145	7.569
E	Water supply; sewerage, waste management and remediation activities	0	0
F	Construction	360.590.404	1.869.791
G	Wholesale and retail trade; repair of motor vehicles and motorcycles	4.652.144.367	7.108.046
H	Transportation and storage	6.484.385.808	7.634.251
I	Accommodation and food service activities	12.903.349.954	27.075.611
JA	Publishing, audiovisual and broadcasting activities	138.140.631	4.790
JB	Telecommunications	12.336.012.410	39.533.309
K	Financial and insurance activities	27.257.212.005	8.317.611
L	Real estate activities	276.871.483	338.003
MA	Legal, accounting, management, architecture, engineering, technical testing and analysis activities	7.684.217.060	73.056.066
MB	Scientific research and development	123.646.908	535.763
MC	Other professional, scientific and technical activities	0	0
N	Administrative and support service activities	8.588.461	113
R	Arts, entertainment and recreation	566.517.060	164.899
	TOTAL	126.216.329.298	229.916.101

3. Stocks with the Largest Market Capitalization

	Symbol	Issuer	Market Capitalization (HRK mil)	Pct. of Mkt Cap (%)	Cumulative percentage (%)
1	INA-R-A	Ina d.d.	36.500,0	28,9	28,9
2	HT-R-A	HT d.d.	12.324,2	9,8	38,7
3	ZABA-R-A	Zagrebačka banka d.d.	10.728,1	8,5	47,2
4	PBZ-R-A	PBZ d.d.	10.471,7	8,3	55,5
5	ADRS-R-A	Adris grupa d.d.	3.557,9	2,8	58,3
6	JNAF-R-A	Janaf d.d.	3.525,8	2,8	61,1
7	ATGR-R-A	Atlantic Grupa d.d.	3.134,2	2,5	63,6
8	CROS-R-A	Croatia osiguranje d.d.	3.115,5	2,5	66,0
9	LEDO-R-A	Ledo d.d.	2.564,7	2,0	68,1
10	RIVP-R-A	VALAMAR RIVIERA d.d.	2.504,2	2,0	70,1
		Other	37.790,1	29,9	100,0
		Total	126.216,3		

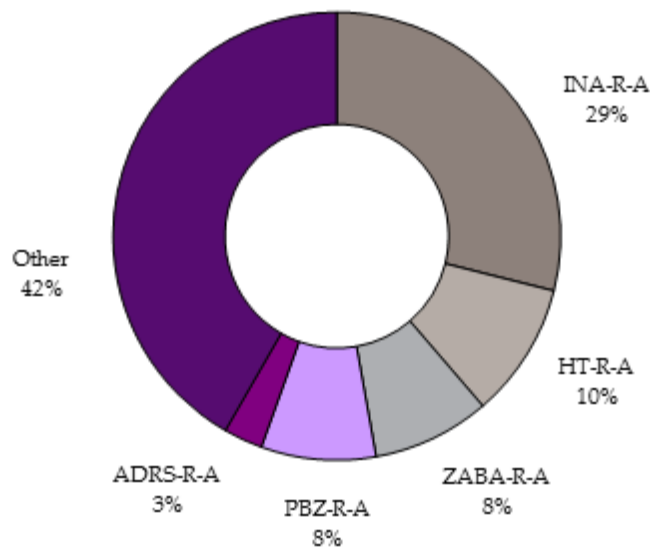


Chart 3: Market Capitalization Structure

4. Most Active Stocks by Turnover

	Symbol	Issuer	Turnover (HRK)	Pct (%)	Cumulative pct (%)
1	HT-R-A	HT d.d.	39.031.633	17,0	17,0
2	SNHO-R-A	SN holding d.d.	32.838.011	14,3	31,3
3	ADRS-P-A	Adris grupa d.d.	28.675.107	12,5	43,7
4	RIVP-R-A	VALAMAR RIVIERA d.d.	15.803.719	6,9	50,6
5	LEDO-R-A	Ledo d.d.	11.027.895	4,8	55,4
6	PODR-R-A	Podravka d.d.	9.102.595	4,0	59,4
7	OPEK-R-A	Opeka d.d.	8.345.750	3,6	63,0
8	ADPL-R-A	AD Plastik d.d.	7.876.002	3,4	66,4
9	ERNT-R-A	Ericsson Nikola Tesla d.d.	6.905.019	3,0	69,4
10	DDJH-R-A	Đuro Đaković holding d.d.	6.190.352	2,7	72,1
		Other	64.120.018	27,9	100,0
		Total	229.916.101		

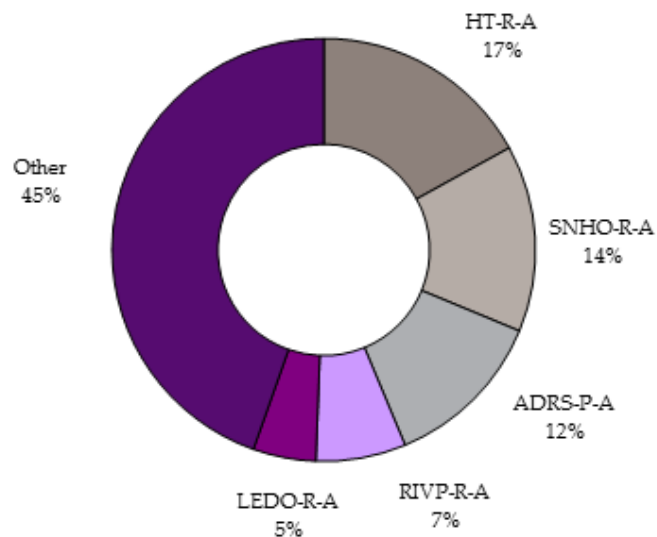


Chart 4: Equity Turnover Structure

5. Stocks Performance

(All prices and turnovers in Kunas, market Capitalization in millions of Kunas)

	High	Low	Last	Date of last trade	Net change (%)	Volume	Turnover	Market Capitalization
Official market								
ADPL-R-A	116,61	90,20	92,00	31.12.2014	-22,30	77.496	7.876.002	386,4
ATGR-R-A	944,00	920,01	940,00	31.12.2014	-0,32	6.472	6.059.425	3.134,2
CROS-P-A	7.450,00	7.412,25	7.450,00	30.12.2014	0,51	11	81.724	65,2
CROS-R-A	7.412,25	7.401,00	7.401,10	30.12.2014	0,00	53	392.703	3.115,5
DLKV-R-A	16,16	13,78	14,20	30.12.2014	-10,69	21.631	327.034	40,7
HT-R-A	157,00	148,00	150,50	31.12.2014	-2,59	253.303	39.031.633	12.324,2
IGH-R-A	162,67	146,05	154,25	30.12.2014	-3,53	880	136.281	40,7
INA-R-A	3.796,00	3.502,02	3.650,00	31.12.2014	-3,05	750	2.747.013	36.500,0
INGR-R-A	2,70	2,48	2,48	30.12.2014	-3,50	94.608	241.681	33,6
KOEI-R-A	697,00	677,00	689,00	30.12.2014	-1,00	3.735	2.565.124	1.772,2
LEDO-R-A	8.450,00	8.100,00	8.170,00	30.12.2014	-2,16	1.335	11.027.895	2.564,7
LKPC-R-A	699,99	630,01	667,97	30.12.2014	-4,16	966	641.408	282,5
MGMA-R-A	2,42	1,85	2,38	30.12.2014	3,93	48.360	99.540	11,6
OPTE-R-A	4,87	3,40	4,18	31.12.2014	-12,92	125.118	501.676	11,8
PODR-R-A	293,47	275,00	293,47	30.12.2014	0,68	32.447	9.102.595	1.590,6
PTKM-R-A	29,19	25,04	27,50	31.12.2014	-5,17	15.282	422.225	122,0
RIVP-R-A	20,50	19,15	19,87	31.12.2014	2,95	803.286	15.803.719	2.504,2
ULPL-R-A	166,99	144,01	154,00	31.12.2014	-7,73	4.070	614.737	89,3
ULJN-R-A	32,03	30,12	31,00	29.12.2014	-22,50	66	2.068	104,0
VART-R-1	27,30	23,22	24,17	31.12.2014	1,90	140.099	3.490.413	53,7
VERN-R-A	54,00	48,61	53,78	31.12.2014	7,52	3.961	202.106	99,2
VIRO-R-A	361,99	325,01	338,87	29.12.2014	-6,90	877	292.967	469,9
Regular market								
ACI-R-A	5.300,00	5.100,00	5.101,00	31.12.2014	-3,75	32	164.899	566,5
ADRS-P-A	346,99	320,01	340,00	31.12.2014	2,40	85.922	28.675.107	2.306,6
ADRS-R-A	383,99	354,24	370,00	31.12.2014	2,78	13.306	4.961.483	3.557,9
AMDN-R-A	80,00	80,00	80,00	30.12.2014	5,26	104	8.320	61,2
ARNT-R-A	337,96	316,10	320,03	31.12.2014	-3,02	3.099	1.011.842	698,5
ATLN-R-A	85,50	81,00	83,00	30.12.2014	-0,60	4.089	338.003	276,9
ATLS-R-A	4,51	4,51	4,51	8.12.2014	0,22	25	113	8,6
ATPL-R-A	350,00	306,51	308,50	30.12.2014	-9,53	10.966	3.533.365	430,5
AUHR-R-A	500,00	470,00	490,00	31.12.2014	-1,01	806	396.168	245,0
BD62-R-A	16,98	13,19	16,25	29.12.2014	15,91	11.938	189.268	12,2
BLJE-R-A	37,00	33,61	34,20	31.12.2014	-5,00	53.802	1.874.580	281,0
BPBA-R-A	5,66	5,00	5,09	30.12.2014	-12,24	3.848	20.015	9,1
BRIN-R-A	23,50	22,99	22,99	31.12.2014	-2,17	589	13.689	11,6
CHAG-R-A	240,00	230,01	240,00	9.12.2014	-5,88	105	24.283	28,9
CKML-R-A	4.100,00	3.812,00	4.100,00	31.12.2014	-2,15	27	106.167	430,5
CRAL-R-A	100,00	100,00	100,00	30.12.2014	-23,05	2	200	990,0
DDJH-R-A	33,88	20,55	32,95	31.12.2014	42,15	224.301	6.190.352	106,7
ELKP-R-A	285,00	285,00	285,00	15.12.2014	-21,92	2	570	25,6
ELPR-R-A	6,93	3,65	6,93	31.12.2014	92,50	264	1.288	2,3
ERNT-R-A	1.390,00	1.250,02	1.299,00	31.12.2014	-5,18	5.125	6.905.019	1.729,8
FMP5-R-A	12,52	12,52	12,52	2.12.2014	0,08	541	6.773	25,1
FNVC-R-A	30,00	21,96	30,00	31.12.2014	20,00	77	2.069	18,5
HBRL-R-A	10,99	9,56	10,99	18.12.2014	12,72	1.679	16.734	157,8
HDEL-R-A	28,00	16,61	19,11	22.12.2014	15,12	7.585	180.685	11,9
HIMR-R-A	522,52	461,04	496,97	31.12.2014	-5,26	1.501	753.356	316,0
HJDR-R-A	89,00	89,00	89,00	22.12.2014	11,25	132	11.748	9,5
HMAM-R-A	183,01	175,00	183,01	31.12.2014	-2,13	2.020	362.939	204,9
HMDN-R-A	65,01	64,99	64,99	18.12.2014	-19,76	160	10.399	25,6
HMST-R-A	329,00	270,10	324,87	31.12.2014	6,13	2.006	615.848	167,5

	High	Low	Last	Date of last trade	Net change (%)	Volume	Turnover	Market Capitalization
HPB-R-A	670,04	670,04	670,04	3.12.2014	-21,17	13	8.711	398,6
HPDG-R-A	21,50	20,60	21,50	4.12.2014	16,22	63	1.299	7,9
HTCP-R-A	175,00	167,00	167,00	16.12.2014	-1,76	191	32.297	91,5
HTPK-R-A	63,19	54,40	58,75	29.12.2014	2,75	389	22.270	25,1
HTPO-R-A	90,00	90,00	90,00	8.12.2014	0,00	200	18.000	15,8
HUPZ-R-A	1.750,00	1.670,02	1.750,00	31.12.2014	1,74	1.594	2.721.346	786,1
HZLA-R-A	69,00	69,00	69,00	30.12.2014	-4,17	32	2.208	50,1
HZVG-R-A	24,00	21,90	24,00	31.12.2014	-10,45	141	3.213	7,3
IKBA-R-A	900,00	900,00	900,00	19.12.2014	-8,26	2	1.800	130,5
ILRA-R-A	775,00	742,00	750,00	23.12.2014	0,00	208	158.255	187,0
IMZV-R-A	64,00	59,99	59,99	31.12.2014	-1,67	311	19.096	13,5
IPKK-R-A	100,00	87,50	99,99	31.12.2014	12,26	1.638	152.509	71,5
JDBA-R-A	940,00	850,00	850,02	22.12.2014	-5,55	906	837.423	155,9
JDGT-R-A	744,57	717,00	744,57	29.12.2014	0,62	120	86.994	82,5
JDOS-R-A	3.033,00	2.890,07	3.033,00	31.12.2014	1,10	130	389.154	379,1
JDPL-R-A	113,49	94,00	100,01	31.12.2014	-15,53	11.262	1.173.640	163,7
JDTC-R-A	71,13	45,51	55,00	22.12.2014	-44,44	576	32.494	7,8
JMNC-R-A	88.899,99	82.027,00	87.999,00	31.12.2014	2,32	18	1.509.982	1.947,1
JNAF-R-A	3.498,98	3.101,00	3.498,98	31.12.2014	0,26	113	377.117	3.525,8
KABA-R-A	9,60	7,17	9,60	31.12.2014	20,00	720	5.913	12,8
KODT-P-A	1.048,00	1.009,30	1.047,00	31.12.2014	3,84	234	242.828	64,3
KODT-R-A	1.130,00	1.076,00	1.129,98	31.12.2014	0,44	226	249.168	219,4
KRAS-R-A	375,00	361,50	367,00	30.12.2014	0,55	6.956	2.553.364	504,1
KSST-R-A	527,66	365,00	410,00	31.12.2014	5,03	2.029	867.401	46,6
KTJV-R-A	14,65	14,25	14,25	29.12.2014	-1,79	1.473	21.334	81,6
LKRI-R-A	73,90	68,21	69,50	30.12.2014	-4,81	5.017	353.246	415,6
LPLH-R-A	224,99	190,02	210,00	30.12.2014	3,96	2.787	573.542	139,1
LRH-R-A	3.499,96	3.261,00	3.394,98	22.12.2014	-3,00	287	973.016	1.027,5
LURA-R-A	300,00	300,00	300,00	1.12.2014	5,26	11	3.300	900,0
LVCV-R-A	95,00	88,01	95,00	18.12.2014	5,56	290	25.966	45,4
MAIS-R-A	145,00	128,11	135,00	31.12.2014	-5,59	1.695	229.366	1.477,5
PBZ-R-A	565,00	520,00	548,98	31.12.2014	-1,97	2.101	1.131.227	10.471,7
PDBA-R-A	280,00	279,99	279,99	11.12.2014	-30,00	13	3.640	187,2
PIKR-R-A	139,93	139,93	139,93	3.12.2014	11,94	2	280	32,7
PIVK-R-A	290,00	270,00	270,00	16.12.2014	-7,22	275	78.800	85,7
PLAG-R-A	4.100,00	3.750,00	4.100,00	31.12.2014	6,49	691	2.732.271	2.239,9
PUNT-R-A	1,00	1,00	1,00	19.12.2014	-9,91	3.745	3.745	1,3
QUNE-R-A	11,02	11,02	11,02	18.12.2014	-21,29	110	1.212	24,9
RIZO-R-A	64,00	56,02	60,00	30.12.2014	-5,00	2.149	130.638	22,5
SAPN-R-A	262,00	250,00	258,00	30.12.2014	-2,82	1.448	368.807	169,9
SLPF-R-A	44,73	40,72	44,73	30.12.2014	5,10	973	40.289	149,7
SLRS-R-A	705,68	664,05	664,05	30.12.2014	-6,12	422	293.537	410,2
SNBA-R-A	46,00	42,01	42,01	29.12.2014	-8,07	1.375	62.425	38,6
SPVA-R-A	24,18	24,18	24,18	29.12.2014	0,00	13	314	91,3
SUNH-R-A	21,00	17,00	17,00	31.12.2014	-8,11	21.662	419.966	141,8
THNK-R-A	415,00	356,38	394,75	31.12.2014	-4,88	2.613	995.994	74,8
TISK-R-A	200,00	180,00	200,00	29.12.2014	0,00	610	120.768	477,3
TLM-R-A	6,50	6,00	6,00	29.12.2014	0,00	531	3.252	11,0
TRFM-R-A	160,00	149,00	149,00	23.12.2014	-0,67	218	33.097	5,4
TUHO-R-A	2.480,00	2.255,00	2.480,00	31.12.2014	7,83	366	873.662	979,0
VDKT-R-A	242,50	226,03	233,00	30.12.2014	-0,44	1.427	331.158	106,4
VJSN-R-A	10,00	9,99	10,00	12.12.2014	-60,00	479	4.790	10,6
VPIK-R-A	83,99	73,50	83,99	31.12.2014	0,95	24.890	1.905.160	126,3
ZABA-R-A	36,00	32,66	33,50	23.12.2014	-6,45	152.791	5.271.281	10.728,1
ZTNJ-R-A	200,00	190,00	200,00	30.12.2014	0,00	270	53.002	41,1
ZVCV-R-A	109,99	100,00	100,00	12.12.2014	-9,09	322	33.919	30,8
ZVZD-R-A	2.990,00	2.800,00	2.952,00	31.12.2014	3,22	226	651.386	296,0

	High	Low	Last	Date of last trade	Net change (%)	Volume	Turnover	Market Capitalization
MTF-Fortis								
BCIN-R-A	497,89	475,70	497,89	30.12.2014	4,77	809	399.482	82,9
BDSS-R-A	345,01	310,00	320,00	29.12.2014	-8,57	650	210.338	119,1
BRBA-P-A	3.501,00	3.015,32	3.501,00	29.12.2014	11,14	5	16.534	8,9
EPLT-R-A	885,00	885,00	885,00	15.12.2014	0,57	5	4.425	393,2
GBRT-R-A	800,00	800,00	800,00	15.12.2014	0,00	5	4.000	54,5
HMNS-R-A	35,00	35,00	35,00	2.12.2014	0,00	10.500	367.500	57,7
HRDH-R-A	82,00	70,00	82,00	31.12.2014	1,11	51	4.170	69,1
INFS-R-A	72,00	61,01	61,01	19.12.2014	-32,21	125	8.286	3,3
KOTR-P-A	1.250,00	1.250,00	1.250,00	9.12.2014	-3,69	50	62.500	33,9
LCDS-R-A	16,20	15,02	15,50	30.12.2014	-4,32	809	12.498	39,2
MIVA-R-A	250,00	250,00	250,00	17.12.2014	-0,40	800	200.000	16,2
OPEK-R-A	310,00	305,00	305,00	30.12.2014	-6,15	27.050	8.345.750	157,4
PRFC-R-A	20,55	19,41	19,42	23.12.2014	-2,90	6.865	136.364	76,0
SM86-R-A	165,00	151,00	165,00	30.12.2014	3,13	31	4.751	22,5
SNHO-R-A	279,99	227,10	275,00	31.12.2014	16,53	140.815	32.838.011	734,3
SPNV-R-A	550,00	550,00	550,00	18.12.2014	-0,01	10	5.500	36,1
TNPL-R-A	348,40	275,00	340,00	30.12.2014	8,87	228	69.664	213,0
ZEP-R-A	40,55	40,55	40,55	5.12.2014	0,00	5	203	2,6

6. Equity Block Turnover

(All prices and turnover in HRK)

	High	Low	Volume	Turnover
Official market				
RIVP-R-A	19,70	19,70	1.350.050	26.595.985,00
Regular market				
ADRS-P-A	342	342	10.000	3.420.000,00
MTF-Fortis				
BRBA-P-A	4.750,00	4.750,00	634	3.011.500,00

7. Bonds performance

(All prices in% of par value, turnover in Kunas)

	High	Low	Last	Date of last trade	Volume	Turnover
Orderbook trades						
FNOI-D-151A	99,91	97,51	99,91	19.12.2014	1.937	14.488,64
FNOI-D-157A	97,73	90,61	97,73	19.12.2014	5.739	39.907,84
FNOI-D-161A	95,12	91,51	95,12	19.12.2014	61	434,52
FNOI-D-167A	92,16	87,51	92,16	19.12.2014	61	416,93
FNOI-D-171A	88,97	84,50	88,97	29.12.2014	63	411,96
FNOI-D-177A	85,30	81,50	85,30	19.12.2014	61	387,71
FNOI-D-181A	81,47	75,50	81,47	19.12.2014	128	766,50
FNOI-D-187A	77,50	73,50	77,50	19.12.2014	128	743,92
FNOI-D-191A	75,20	69,50	73,34	19.12.2014	128	714,49
FNOI-D-197A	73,29	66,50	69,14	19.12.2014	128	689,24
JDGL-O-166A	98,81	98,81	98,81	11.12.2014	80.000	79.048,00
RHMF-O-187A	106,15	106,15	106,15	9.12.2014	4.400.000	4.670.600,00
RHMF-O-19BA	109,00	108,80	108,80	23.12.2014	896.000	7.475.424,20
RHMF-O-203A	116,00	116,00	116,00	29.12.2014	46.000	53.360,00
RHMF-O-247E	113,650	113,300	113,650	29.12.2014	2.825.650	24.572.476,07
RIBA-O-177A	106,750	105,000	106,750	17.12.2014	9.688	79.298,77
Total					8.265.771	36.989.169,00
Block trades						
RHMF-O-167A	105,70	105,70	105,70	3.12.2014	12.000.000	12.684.000,00
Total					12.000.000	12.684.000,00
BONDS TOTAL					20.265.771	49.673.169,00

8. Structured Products Performance

(All prices and turnovers in Kunas, market capitalization in millions of Kunas)

	High	Low	Last	Date of last trade	Net change (%)	Volume	Turnover	Market Capitalization
Regular market								
EGB-S-LDXE	151,10	138,30	138,30	22.12.2014	-4,2	173	24.458	34,6
EGB-S-LDXF	163,30	145,40	163,30	18.12.2014	6,5	1.200	185.265	40,8
EGB-S-LDXG	112,00	51,50	99,90	30.12.2014	-7,4	28.017	2.002.035	25,0
EGB-S-LDXH	72,00	20,60	20,60	16.12.2014	-66,1	14.604	898.807	5,2
EGB-S-LGD8	128,24	80,26	112,74	18.12.2014	12,4	1.880	213.983	11,3
EGB-S-LGD9	143,00	143,00	143,00	1.12.2014	-11,1	7	1.001	14,3
EGB-S-LHT4	24,56	19,86	20,55	30.12.2014	-28,5	1.280	26.968	0,5
EGB-S-LNG5	3,70	0,80	0,80	19.12.2014	-84,6	411.185	768.139	2,0
EGB-S-LNG6	5,30	0,80	0,80	22.12.2014	-84,9	17.230	44.973	2,0
EGB-S-LSLD	11,10	8,00	8,00	17.12.2014	-27,9	248	2.368	4,0
EGB-S-LSP7	22,00	16,98	22,00	19.12.2014	3,8	3.649	72.075	22,0
EGB-S-LSP9	25,56	21,50	25,12	18.12.2014	15,8	840	20.539	25,1
EGB-S-LSPA	15,88	10,14	15,88	19.12.2014	39,1	1.850	22.403	15,9
EGB-S-LSPB	8,36	4,15	4,68	16.12.2014	-38,4	4.430	25.501	4,7
EGB-S-LWLB	45,50	20,00	20,00	10.12.2014	-54,0	500	15.090	5,0
EGB-S-LWLC	8,70	2,08	2,23	31.12.2014	-74,4	42.290	187.827	5,6
EGB-S-LWLD	89,20	84,60	89,20	30.12.2014	0,0	372	31.714	22,3
EGB-S-SDXA	88,00	22,30	39,80	30.12.2014	21,0	60.883	2.604.417	10,0

	High	Low	Last	Date of last trade	Net change (%)	Volume	Turnover	Market Capitalization
EGB-S-SDXB	116,05	61,90	76,80	29.12.2014	12,0	27.385	1.920.985	19,2
EGB-S-SGD7	127,12	124,94	124,94	9.12.2014	-2,0	253	31.928	12,5
EGB-S-SGD8	186,64	176,92	184,96	16.12.2014	0,1	203	36.346	18,5
EGB-S-SNG4	11,60	11,00	11,40	4.12.2014	31,0	2.800	31.640	28,5
EGB-S-SNG5	9,10	8,30	8,50	16.12.2014	57,4	13.000	114.730	21,3
EGB-S-SSP8	14,72	8,32	8,32	31.12.2014	-11,9	10.480	112.488	8,3
EGB-S-SSPA	19,28	14,28	14,66	30.12.2014	-12,2	8.732	146.646	14,7
EGB-S-SWLA	155,85	128,40	155,85	17.12.2014	21,4	2	284	39,0
EGB-S-WTI	343,60	343,60	343,60	19.12.2014	0,0	1	344	85,9

9. OTC Turnover

(All prices in % of par value, turnover in Kunas)

	High	Low	Last	Date of last trade	Volume	Turnover
HEP-O-17CA	105,75	105,75	105,75	11.12.2014	40.000.000	16.907.310
HUPZ-R-A	1750,00	1600,00	1750,00	12.12.2014	1.703	2.979.950
RHMF-O-157A	102,15	101,70	101,73	31.12.2014	20.888.620	163.055.540
RHMF-O-15CA	103,80	103,45	103,45	31.12.2014	326.197.012	337.857.348
RHMF-O-167A	105,64	105,15	105,50	31.12.2014	1.024.067.176	1.080.535.718
RHMF-O-172A	104,65	104,20	104,40	31.12.2014	156.175.545	163.181.269
RHMF-O-17BA	109,00	108,75	108,80	23.12.2014	41.904.509	45.583.335
RHMF-O-187A	106,65	105,36	106,35	31.12.2014	367.409.982	389.257.097
RHMF-O-19BA	109,65	106,95	108,80	29.12.2014	73.325.955	610.842.290
RHMF-O-203A	114,98	114,95	114,98	18.12.2014	9.000.000	10.347.000
RHMF-O-203E	115,15	113,00	114,50	29.12.2014	29.591.800	259.554.171
RHMF-O-227E	118,80	116,84	117,70	31.12.2014	7.949.000	71.950.055
RHMF-O-247E	117,70	112,65	113,55	31.12.2014	24.160.000	209.594.182
RIBA-O-177A	104,50	104,50	104,50	18.12.2014	60.000	480.407
RIBA-O-17BA	104,77	104,25	104,35	17.12.2014	17.000.000	17.772.400
Total					2.137.731.302	3.379.898.073

10. Top 10 Members

10.1. Top 10 Members by Equity Turnover

Rank	Member	Equity turnover (HRK)	Market share (%)
1	HITA vrijednosnice d.d.	138.194.580	26,28
2	Interkapital vrijednosni papiri d.o.o.	86.706.691	16,49
3	Erste&Steiermarkische Bank d.d.	77.181.344	14,68
4	Fima vrijednosnice d.o.o.	51.752.590	9,84
5	Raiffeisenbank Austria d.d.	34.502.289	6,56
6	Zagrebačka banka d.d.	31.703.919	6,03
7	Agram brokeri d.d.	25.249.620	4,80
8	Antea brokeri d.o.o.	23.850.748	4,54
9	Privredna banka Zagreb d.d.	21.830.612	4,15
10	Societe Generale-Splitska banka d.d.	9.323.325	1,77

10.2. Top 10 Members by Structured Products Turnover

Rank	Member	Structured products turnover (HRK)	Market share (%)
1	Erste&Steiermarkische Bank d.d.	9.501.406	49,78
2	HITA vrijednosnice d.d.	6.349.182	33,27
3	Privredna banka Zagreb d.d.	1.620.706	8,49
4	Agram brokeri d.d.	1.402.403	7,35
5	Fima vrijednosnice d.o.o.	128.865	0,68
6	Podravska banka d.d.	41.168	0,22
7	Hrvatska poštanska banka d.d.	30.225	0,16
8	Zagrebačka banka d.d.	10.144	0,05
9	Interkapital vrijednosni papiri d.o.o.	1.804	0,01

10.3. Top 10 Members by Bond Turnover

Rank	Member	Bond turnover (HRK)	Market share (%)
1	Privredna banka Zagreb d.d.	33.966.991	34,19
2	Interkapital vrijednosni papiri d.o.o.	28.358.235	28,54
3	Zagrebačka banka d.d.	16.843.693	16,95
4	Raiffeisenbank Austria d.d.	12.015.316	12,09
5	Societe Generale-Splitska banka d.d.	7.475.424	7,52
6	Hrvatska poštanska banka d.d.	301.764	0,30
7	OTP banka d.d.	217.696	0,22
8	Hypo Alpe-Adria-Bank d.d.	110.604	0,11
9	Fima vrijednosnice d.o.o.	39.765	0,04
10	Croatia banka d.d.	15.837	0,02

10.4. Top 10 Members by Total Turnover

Rank	Member	Total turnover (HRK)	Market share (%)
1	HITA vrijednosnice d.d.	144.544.773	22,43
2	Interkapital vrijednosni papiri d.o.o.	115.066.730	17,86
3	Erste&Steiermarkische Bank d.d.	86.682.751	13,45
4	Privredna banka Zagreb d.d.	57.418.309	8,91
5	Fima vrijednosnice d.o.o.	51.921.220	8,06
6	Zagrebačka banka d.d.	48.557.756	7,54
7	Raiffeisenbank Austria d.d.	46.517.605	7,22
8	Agram brokeri d.d.	26.652.022	4,14
9	Antea brokeri d.o.o.	23.850.748	3,70
10	Societe Generale-Splitska banka d.d.	16.798.749	2,61

11. Best Performing Stocks

Symbol	Issuer	November		December		%
		Price	Date	Price	Date	
ELPR-R-A	Elektropromet d.d.	3,60	24.10.2014	6,93	31.12.2014	92,50
DDJH-R-A	Đuro Đaković holding d.d.	23,18	28.11.2014	32,95	31.12.2014	42,15
FNVC-R-A	Finvest Corp d. d.	25,00	5.11.2014	30,00	31.12.2014	20,00
KABA-R-A	Karlovačka banka d.d.	8,00	28.11.2014	9,60	31.12.2014	20,00
SNHO-R-A	SN holding d.d.	236,00	28.11.2014	275,00	31.12.2014	16,53
HPDG-R-A	Hoteli Podgora d.d.	18,50	17.11.2014	21,50	4.12.2014	16,22
BD62-R-A	Badel 1862 d.d.	14,02	26.11.2014	16,25	29.12.2014	15,91
HDEL-R-A	Hydroelektra niskogradnja d.d.	16,60	27.11.2014	19,11	22.12.2014	15,12
HBRL-R-A	Hoteli Brela d.d.	9,75	25.11.2014	10,99	18.12.2014	12,72
IPKK-R-A	Termes grupa d.d.	89,07	26.11.2014	99,99	31.12.2014	12,26
PIKR-R-A	PIK d. d.	125,00	28.11.2014	139,93	3.12.2014	11,94
HJDR-R-A	Hoteli Jadran d.d.	80,00	27.11.2014	89,00	22.12.2014	11,25
BRBA-P-A	KentBank d. d.	3.150,00	26.11.2014	3.501,00	29.12.2014	11,14
TNPL-R-A	TANKERSKA PLOVIDBA d.d.	312,30	26.11.2014	340,00	30.12.2014	8,87
TUHO-R-A	Turisthotel d.d.	2.300,00	28.11.2014	2.480,00	31.12.2014	7,83

12. Under Performing Stocks

Symbol	Issuer	November		December		%
		Price	Date	Price	Date	
VJSN-R-A	Vjesnik d.d.	25,00	18.2.2014	10,00	12.12.2014	-60,00
JDTC-R-A	Jadran d.d.	99,00	11.11.2014	55,00	22.12.2014	-44,44
INFS-R-A	Infosistem d.d.	90,00	19.9.2014	61,01	19.12.2014	-32,21
PDBA-R-A	Podravska banka d.d.	400,00	28.10.2014	279,99	11.12.2014	-30,00
CRAL-R-A	Croatia airlines d.d.	129,96	12.5.2014	100,00	30.12.2014	-23,05
ULJN-R-A	ULJANIK d. d.	40,00	25.11.2014	31,00	29.12.2014	-22,50
ADPL-R-A	AD Plastik d.d.	118,40	28.11.2014	92,00	31.12.2014	-22,30
ELKP-R-A	Elektroprojekt d.d.	365,00	24.10.2014	285,00	15.12.2014	-21,92
QUNE-R-A	Quaestus nekretnine d.d. u likvidaciji	14,00	23.10.2014	11,02	18.12.2014	-21,29
HPB-R-A	HPB d.d.	850,00	30.10.2014	670,04	3.12.2014	-21,17
HMDN-R-A	Hotel Medena d.d.	80,99	6.11.2014	64,99	18.12.2014	-19,76
JDPL-R-A	Jadroplov d.d.	118,40	27.11.2014	100,01	31.12.2014	-15,53
OPTE-R-A	OT-Optima telekom d.d.	4,80	28.11.2014	4,18	31.12.2014	-12,92
BPBA-R-A	VABA d.d.	5,80	27.11.2014	5,09	30.12.2014	-12,24
DLKV-R-A	Dalekovod d.d.	15,90	28.11.2014	14,20	30.12.2014	-10,69