



ZAGREBAČKA BURZA
THE ZAGREB STOCK EXCHANGE

Monthly report
November 2014

Zagreb, December 2014

This publication was prepared and published by the Zagreb Stock Exchange Inc., Ivana Lučića 2a/22, Zagreb (hereinafter: Exchange).

The publication is intended to provide information to the public and shall not be deemed to constitute an offer or invitation to buy or advice on trade or investment in financial instruments or opinion on the terms of the purchase or sale of any financial instrument mentioned therein whether favourable or not, nor should it be relied on as a substitute for own judgement or assessment by any user of this publication.

The Exchange waives responsibility and liability for any damage which might arise out of the use of information contained therein.

Further use of information available in this publication is permitted by the Exchange provided that the source is cited.

Copyright © 2014. Zagreb Stock Exchange
Zagreb
Ivana Lučića 2a/22

All rights reserved.

Content:

- 1. GENERAL CHARACTERISTICS 1
- 2. TURNOVER AND MARKET CAPITALIZATION BY SECTOR..... 3
- 3. STOCKS WITH THE LARGEST MARKET CAPITALIZATION..... 4
- 4. MOST ACTIVE STOCKS BY TURNOVER 5
- 5. STOCKS PERFORMANCE..... 6
- 6. EQUITY BLOCK TURNOVER..... 8
- 7. BONDS PERFORMANCE..... 9
- 8. STRUCTURED PRODUCTS PERFORMANCE 9
- 9. OTC TURNOVER 10
- 10. TOP 10 MEMBERS..... 11
 - 10.1. TOP 10 MEMBERS BY EQUITY TURNOVER 11
 - 10.2. TOP 10 MEMBERS BY STRUCTURED PRODUCTS TURNOVER 11
 - 10.3. TOP 10 MEMBERS BY BOND TURNOVER..... 12
 - 10.4. TOP 10 MEMBERS BY TOTAL TURNOVER..... 12
- 11. BEST PERFORMING STOCKS..... 13
- 12. UNDER PERFORMING STOCKS..... 13

1. General characteristics

	October	November	% change
Orderbook turnover :			
Stocks	227.709.115	160.044.259	-29,7%
Bonds	23.753.887	77.412.234	225,9%
Rights	0	0	-
Commercial Bills	0	0	-
Structured products	9.381.012	5.819.366	-38,0%
Equity Block Turnover	36.858.400	13.835.156	-62,5%
Debt Block Turnover	0	3.456.195	-
Total Turnover	297.702.413	260.567.210	-12,5%
Orderbook volume			
Stocks	4.534.820	2.315.993	-48,9%
Bonds	2.815.464	8.991.247	219,4%
Rights	0	0	-
Commercial Bills	0	0	-
Structured products	626.122	288.784	-53,9%
Equity Block Volume	78.349	39.525	-49,6%
Debt Block Volume	0	400.000	-
Total Volume	8.054.755	12.035.549	49,4%
OTC trades			
Turnover	1.585.048.180	1.585.823.476	0,05%
Volume	966.916.766	845.421.705	-12,6%
Number of trades	202	191	-5,4%
CROBEX [©]	1.847,17	1.792,02	-3,0%
CROBEX10 [®]	1.042,30	1.027,53	-1,4%
CROBEXplus	960,41	954,55	-0,6%
CROBEXindustrija	942,21	900,55	-4,4%
CROBEXkonstrukt	501,02	521,96	4,2%
CROBEXnutris	825,11	806,56	-2,2%
CROBEXtr	1.068,11	1.036,73	-2,9%
CROBEXtransport	1.334,70	1.338,18	0,3%
CROBEXturist	2.130,41	2.090,66	-1,9%
CROBIS [©]	104,2320	104,8117	0,6%
CROBIStr [©]	134,0996	136,4580	1,8%
Number of trades	23.597	13.663	-42,1%
Number of securities traded	204	190	-6,9%
Number of trading days	22	20	-9,1%

(Market Capitalization in millions of HRK)

	October	November	% change
Market capitalization			
Stocks	129.132,4	128.684,9	-0,3%
Bonds	71.876,5	71.910,7	0,0%
Structured products	398,1	384,6	-3,4%
Total	201.407,0	200.980,2	-0,2%
Average daily			
Turnover	13.531.928	13.028.361	-3,7%
Volume	366.125	601.777	64,4%
Number of trades	1.073	683	-36,3%

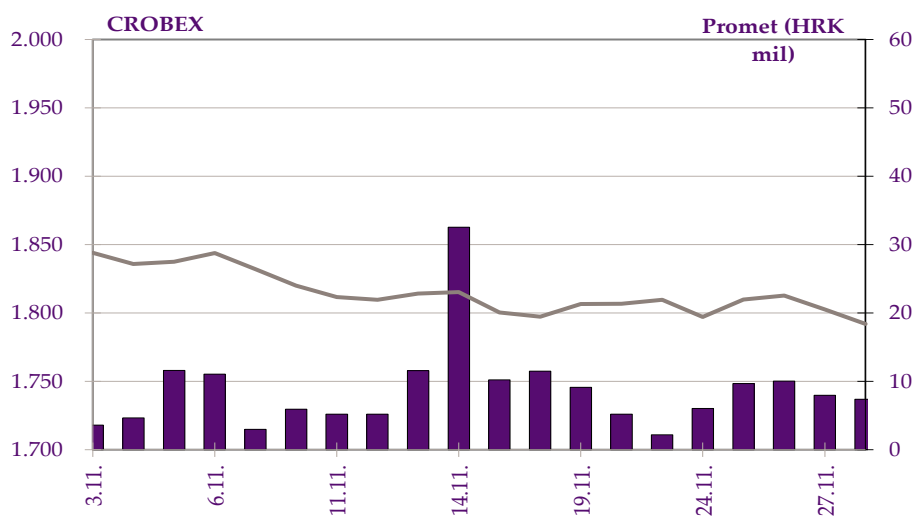


Chart 1: CROBEX® and equity turnover

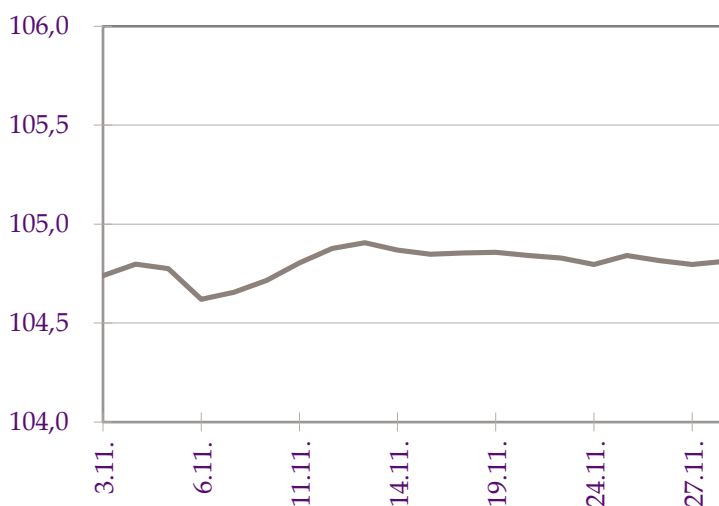


Chart 2: Zagreb Stock Exchange bond index CROBIS®

2. Turnover and Market Capitalization by Sector

Code	Sector	Market Capitalization (HRK)	Turnover (HRK)
A	Agriculture, forestry and fishing	1.241.998.548	4.861.356
CA	Manufacture of food products, beverages and tobacco products	10.342.533.681	29.398.772
CB	Manufacture of textiles, apparel, leather and related products	120.016.625	911.785
CC	Manufacture of wood and paper products, and printing	126.796.616	0
CD	Manufacture of coke, and refined petroleum products	37.650.000.000	1.401.509
CE	Manufacture of chemicals and chemical products	357.139.815	2.694.503
CF	Manufacture of basic pharmaceutical products and pharmaceutical preparations	106.024.474	365.000
CG	Manufacture of rubber and plastics products, and other non-metallic mineral products	237.165.869	162.500
CH	Manufacture of basic metals and fabricated metal products, except machinery and equipment	60.329.492	30.562
CI	Manufacture of computer, electronic and optical products	1.847.993.646	5.234.477
CJ	Manufacture of electrical equipment	2.195.793.652	3.303.168
CK	Manufacture of machinery and equipment n.e.c.	0	0
CL	Manufacture of transport equipment	577.390.094	1.556.206
CM	Other manufacturing, and repair and installation of machinery and equipment	102.287.017	47.020
E	Water supply; sewerage, waste management and remediation activities	0	0
F	Construction	365.132.736	1.610.689
G	Wholesale and retail trade; repair of motor vehicles and motorcycles	4.694.852.376	5.383.773
H	Transportation and storage	6.229.534.818	22.760.348
I	Accommodation and food service activities	12.790.470.861	26.793.788
JA	Publishing, audiovisual and broadcasting activities	154.065.876	0
JB	Telecommunications	12.665.314.994	20.482.379
K	Financial and insurance activities	28.412.264.165	12.979.777
L	Real estate activities	278.539.384	740.556
MA	Legal, accounting, management, architecture, engineering, technical testing and analysis activities	7.410.677.023	18.989.702
MB	Scientific research and development	121.361.583	223.704
MC	Other professional, scientific and technical activities	0	0
N	Administrative and support service activities	8.569.418	401
R	Arts, entertainment and recreation	588.618.000	112.282
	TOTAL	128.684.870.761	160.044.259

3. Stocks with the Largest Market Capitalization

	Symbol	Issuer	Market Capitalization (HRK mil)	Pct. of Mkt Cap (%)	Cumulative percentage (%)
1	INA-R-A	Ina d.d.	37.650,0	29,3	29,3
2	HT-R-A	HT d.d.	12.651,8	9,8	39,1
3	ZABA-R-A	Zagrebačka banka d.d.	11.467,9	8,9	48,0
4	PBZ-R-A	PBZ d.d.	10.681,9	8,3	56,3
5	JNAF-R-A	Janaf d.d.	3.516,7	2,7	59,0
6	ADRS-R-A	Adris grupa d.d.	3.461,7	2,7	61,7
7	ATGR-R-A	Atlantic Grupa d.d.	3.144,2	2,4	64,2
8	CROS-R-A	Croatia osiguranje d.d.	3.115,4	2,4	66,6
9	LEDO-R-A	Ledo d.d.	2.621,2	2,0	68,6
10	RIVP-R-A	VALAMAR RIVIERA d.d.	2.432,3	1,9	70,5
		Other	37.941,7	29,5	100,0
		Total	128.684,9		

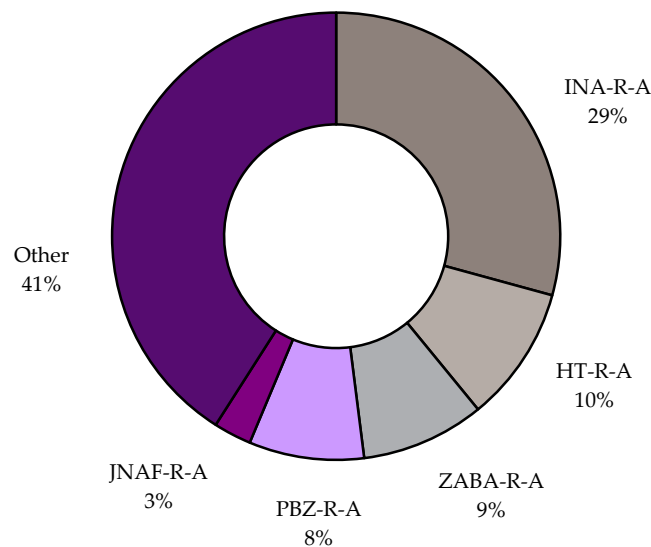


Chart 3: Market Capitalization Structure

4. Most Active Stocks by Turnover

	Symbol	Issuer	Turnover (HRK)	Pct (%)	Cumulative pct (%)
1	HT-R-A	HT d.d.	20.280.492	12,7	12,7
2	LKPC-R-A	Luka Ploče d.d.	18.766.299	11,7	24,4
3	LEDO-R-A	Ledo d.d.	18.507.010	11,6	36,0
4	RIVP-R-A	VALAMAR RIVIERA d.d.	17.273.041	10,8	46,8
5	ADRS-P-A	Adris grupa d.d.	6.169.024	3,9	50,6
6	ERNT-R-A	Ericsson Nikola Tesla d.d.	4.742.297	3,0	53,6
7	ZABA-R-A	Zagrebačka banka d.d.	4.620.143	2,9	56,5
8	DDJH-R-A	Đuro Đaković holding d.d.	4.477.589	2,8	59,3
9	JDBA-R-A	Jadranska banka d.d.	4.291.025	2,7	61,9
10	ADRS-R-A	Adris grupa d.d.	3.848.458	2,4	64,3
		Other	57.068.881	35,7	100,0
		Total	160.044.259		

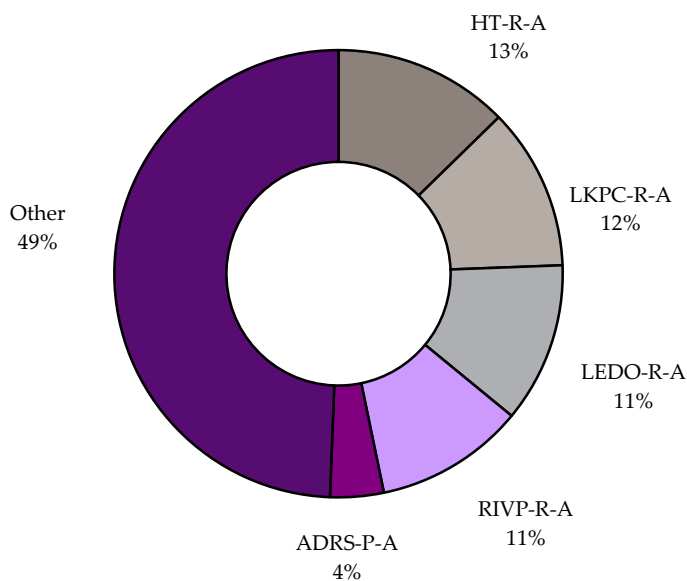


Chart 4: Equity Turnover Structure

5. Stocks Performance

(All prices and turnovers in Kunas, market Capitalization in millions of Kunas)

	High	Low	Last	Date of last trade	Net change (%)	Volume	Turnover	Market Capitalization
Official market								
ADPL-R-A	121,99	116,00	118,40	28.11.2014	-2,16	13.053	1.556.206	497,2
ATGR-R-A	1.015,00	943,00	943,00	28.11.2014	-5,06	3.575	3.535.292	3.144,2
CROS-P-A	7.412,50	7.412,25	7.412,25	25.11.2014	-0,01	5	37.062	64,9
CROS-R-A	7.401,00	7.401,00	7.401,00	28.11.2014	0,00	48	355.248	3.115,4
DLKV-R-A	16,89	15,12	15,90	28.11.2014	-2,15	21.782	350.810	45,6
HT-R-A	160,00	154,01	154,50	28.11.2014	-2,52	129.097	20.280.492	12.651,8
IGH-R-A	168,00	149,10	159,90	27.11.2014	-3,27	737	117.305	42,2
INA-R-A	3.900,00	3.350,00	3.765,00	28.11.2014	-1,41	387	1.401.509	37.650,0
INGR-R-A	2,84	2,41	2,57	27.11.2014	-1,91	439.348	1.149.162	34,8
KOEI-R-A	737,90	690,03	695,99	28.11.2014	-5,18	3.407	2.426.661	1.790,2
LEDO-R-A	8.500,00	8.300,00	8.349,99	28.11.2014	-0,60	2.185	18.507.010	2.621,2
LKPC-R-A	730,00	664,01	696,99	28.11.2014	1,31	26.856	18.766.299	294,8
MDKA-R-A	12.000,00	11.750,00	12.000,00	26.11.2014	4,35	13	154.750	362,3
MGMA-R-A	2,60	2,21	2,29	28.11.2014	-6,15	117.488	282.434	11,2
OPTE-R-A	6,05	4,64	4,80	28.11.2014	-20,00	39.840	201.886	13,5
PODR-R-A	310,00	290,06	291,50	28.11.2014	-5,05	12.390	3.757.771	1.579,9
PTKM-R-A	32,00	26,18	29,00	28.11.2014	10,64	36.912	1.077.611	128,7
ULPL-R-A	174,80	165,00	166,90	28.11.2014	-3,53	1.107	185.565	96,8
ULJN-R-A	40,00	40,00	40,00	25.11.2014	-6,98	58	2.320	134,3
VART-R-1	28,75	22,31	23,72	28.11.2014	-5,12	35.380	887.258	52,7
VERN-R-A	57,25	48,10	50,02	28.11.2014	-6,87	5.490	279.278	92,3
VIRO-R-A	379,70	320,00	363,99	28.11.2014	-3,71	1.257	442.853	504,7
Regular market								
ACI-R-A	5.600,00	5.131,00	5.300,00	27.11.2014	-3,65	21	112.282	588,6
ADRS-P-A	342,00	330,00	332,03	28.11.2014	-2,34	18.430	6.169.024	2.252,5
ADRS-R-A	374,99	351,05	360,00	28.11.2014	-3,97	10.688	3.848.458	3.461,7
AMDN-R-A	76,00	72,11	76,00	27.11.2014	-5,00	302	22.536	58,2
ARNT-R-A	354,99	325,00	330,01	28.11.2014	-3,36	3.831	1.303.837	720,2
ATLN-R-A	87,99	78,51	83,50	27.11.2014	-0,46	8.989	740.556	278,5
ATLS-R-A	4,50	4,21	4,50	26.11.2014	-25,12	92	401	8,6
ATPL-R-A	373,98	335,53	341,00	28.11.2014	-6,60	4.459	1.576.708	475,9
AUHR-R-A	520,00	492,10	495,00	28.11.2014	-3,13	2.423	1.244.976	247,5
BD62-R-A	18,70	14,00	14,02	26.11.2014	1,59	32.187	524.701	10,5
BLJE-R-A	38,02	34,33	36,00	28.11.2014	-6,47	42.157	1.539.796	295,8
BPBA-R-A	6,00	5,26	5,80	27.11.2014	4,50	14.204	78.918	10,4
BRIN-R-A	24,00	23,00	23,50	28.11.2014	-2,08	1.371	32.088	11,9
CHAG-R-A	279,98	255,00	255,00	17.11.2014	-7,27	127	33.630	30,7
CKML-R-A	4.190,00	3.780,07	4.190,00	28.11.2014	7,44	144	551.620	440,0
DDJH-R-A	46,98	23,18	23,18	28.11.2014	-33,77	127.218	4.477.589	75,0
ERNT-R-A	1.395,00	1.350,00	1.370,00	28.11.2014	1,33	3.467	4.742.297	1.824,4
FMP5-R-A	12,91	12,51	12,51	24.11.2014	-8,01	2.150	27.297	25,1
FNVC-R-A	25,00	25,00	25,00	5.11.2014	8,70	1	25	15,4
HBRL-R-A	11,11	9,65	9,75	25.11.2014	-9,72	887	9.427	140,0
HDEL-R-A	21,70	16,43	16,60	27.11.2014	-23,29	2.225	43.914	10,4
HGSP-R-A	0,92	0,40	0,56	20.11.2014	-39,13	7.722	3.710	0,2
HIMR-R-A	585,96	500,00	524,55	28.11.2014	1,86	2.197	1.169.871	333,5
HJDR-R-A	80,00	76,00	80,00	27.11.2014	16,33	54	4.264	8,6
HMAM-R-A	186,99	186,99	186,99	5.11.2014	0,53	6	1.122	209,3
HMDN-R-A	80,99	80,99	80,99	6.11.2014	1,24	14	1.134	31,9
HMST-R-A	357,19	304,00	306,10	28.11.2014	-1,26	4.477	1.486.134	157,9
HPDG-R-A	23,99	18,50	18,50	17.11.2014	-3,65	65	1.395	6,8
HTCP-R-A	170,00	163,04	170,00	26.11.2014	3,04	293	48.506	93,2

	High	Low	Last	Date of last trade	Net change (%)	Volume	Turnover	Market Capitalization
HTPK-R-A	59,51	57,18	57,18	26.11.2014	0,03	674	39.736	24,4
HTPO-R-A	90,00	90,00	90,00	5.11.2014	12,50	205	18.450	15,8
HUPZ-R-A	1.730,00	1.624,00	1.719,99	28.11.2014	3,30	379	641.629	772,6
HZLA-R-A	72,00	72,00	72,00	25.11.2014	-15,29	189	13.608	52,2
HZVG-R-A	26,80	25,00	26,80	14.11.2014	7,20	277	7.190	8,1
IKBA-R-A	981,97	981,00	981,00	27.11.2014	-0,10	21	20.602	142,2
ILRA-R-A	775,01	750,00	750,00	28.11.2014	-6,25	196	147.200	187,0
IMZV-R-A	70,01	61,00	61,01	26.11.2014	-4,70	1.337	85.723	13,7
IPKK-R-A	100,50	89,07	89,07	26.11.2014	-15,96	1.490	143.958	63,7
JDBA-R-A	940,00	840,00	900,00	24.11.2014	0,00	4.578	4.291.025	165,1
JDGT-R-A	744,00	722,00	740,00	25.11.2014	1,37	35	25.734	82,0
JDOS-R-A	3.048,32	2.920,00	3.000,00	20.11.2014	4,53	77	232.852	375,0
JDPL-R-A	124,00	106,08	118,40	27.11.2014	-1,20	6.664	788.679	193,8
JDTC-R-A	99,00	71,16	99,00	11.11.2014	-0,99	286	22.306	14,0
JMNC-R-A	86.600,00	82.000,00	86.000,00	28.11.2014	2,38	8	676.331	1.902,8
JNAF-R-A	3.635,00	3.333,00	3.490,00	28.11.2014	-0,29	66	231.479	3.516,7
KABA-R-A	8,63	8,00	8,00	28.11.2014	-12,57	5.727	47.816	10,6
KODT-P-A	1.100,00	1.008,25	1.008,25	28.11.2014	-8,17	123	127.686	61,9
KODT-R-A	1.159,99	1.075,11	1.124,99	27.11.2014	-3,84	634	712.473	218,5
KOKA-R-A	230,00	220,00	220,00	27.11.2014	-6,38	352	79.948	198,7
KRAS-R-A	369,82	343,12	365,00	28.11.2014	6,93	8.337	2.992.960	501,4
KSST-R-A	648,00	310,39	390,38	28.11.2014	-34,94	2.396	1.049.408	44,3
KTJV-R-A	14,51	14,27	14,51	25.11.2014	0,83	651	9.343	83,1
KTKS-R-A	8,33	8,33	8,33	10.11.2014	29,95	10	83	5,6
LKRI-R-A	75,00	71,65	73,01	28.11.2014	-2,59	10.230	749.236	436,6
LPLH-R-A	250,00	202,00	202,00	27.11.2014	-19,20	1.109	260.743	133,8
LRH-R-A	3.600,00	3.350,03	3.500,00	28.11.2014	0,00	160	552.409	1.059,2
LURA-R-A	300,00	285,02	285,02	28.11.2014	-4,99	90	25.817	855,1
LVCV-R-A	93,14	86,03	90,00	28.11.2014	3,44	561	50.395	43,0
MAIS-R-A	156,91	141,03	143,00	27.11.2014	-4,67	3.008	443.175	1.565,0
MIV-R-A	2.552,50	2.509,01	2.550,00	12.11.2014	1,59	12	30.562	38,3
MLNR-R-A	549,99	549,99	549,99	4.11.2014	4,73	10	5.500	107,5
PBZ-R-A	560,00	527,00	560,00	28.11.2014	4,20	5.352	2.942.250	10.681,9
PIKR-R-A	132,00	125,00	125,00	28.11.2014	-3,62	64	8.357	29,2
PIVK-R-A	298,13	291,00	291,00	28.11.2014	3,93	767	227.040	92,3
PLAG-R-A	3.900,00	3.680,00	3.850,00	28.11.2014	2,12	675	2.560.182	2.103,3
PLJK-R-A	15,00	15,00	15,00	4.11.2014	-28,57	170	2.550	15,8
PUNT-R-A	1,11	1,11	1,11	6.11.2014	-19,57	2.000	2.220	1,5
RIZO-R-A	71,44	61,80	63,16	27.11.2014	-2,83	7.364	492.179	23,6
SAPN-R-A	265,50	251,50	265,50	28.11.2014	4,12	6.048	1.573.373	174,8
SLPF-R-A	46,00	42,56	42,56	27.11.2014	-7,50	1.276	57.023	142,4
SLRS-R-A	746,98	704,00	707,36	28.11.2014	2,52	236	169.365	436,9
SNBA-R-A	47,44	44,00	45,70	28.11.2014	5,84	4.596	207.552	42,0
SUNH-R-A	23,00	18,50	18,50	26.11.2014	-24,46	3.042	60.968	154,3
THNK-R-A	440,00	400,50	415,00	26.11.2014	-6,30	1.094	457.356	78,6
TISK-R-A	200,03	185,00	200,00	18.11.2014	0,00	640	127.268	477,3
TKPR-R-A	315,01	315,01	315,01	7.11.2014	3,28	18	5.670	25,8
TOZ-R-A	55,00	45,00	55,00	20.11.2014	27,14	198	9.890	11,0
TRFM-R-A	160,00	150,00	150,00	24.11.2014	-6,25	30	4.700	5,4
TUHO-R-A	2.300,00	2.110,00	2.300,00	28.11.2014	2,22	372	817.476	907,9
VDKT-R-A	283,97	231,00	234,03	28.11.2014	-11,65	2.396	608.436	106,9
VPIK-R-A	86,00	80,00	83,20	28.11.2014	2,27	23.438	1.955.821	125,1
ZABA-R-A	36,55	34,02	35,81	28.11.2014	1,19	129.332	4.620.143	11.467,9
ZLAR-R-A	5,45	5,45	5,45	14.11.2014	-0,91	208	1.134	10,0
ZPKL-R-A	126,90	126,90	126,90	13.11.2014	-3,13	35	4.442	36,0
ZTNJ-R-A	200,00	180,01	200,00	21.11.2014	-10,01	124	24.720	41,1
ZVCV-R-A	124,00	101,00	110,00	26.11.2014	-12,00	1.108	117.152	33,9
ZVZD-R-A	2.969,99	2.755,00	2.860,00	28.11.2014	-3,70	503	1.407.383	286,7

	High	Low	Last	Date of last trade	Net change (%)	Volume	Turnover	Market Capitalization
MTF-Fortis								
BCIN-R-A	483,00	471,00	475,20	25.11.2014	-1,61	225	106.399	79,1
BDSS-R-A	370,00	346,01	350,00	24.11.2014	-11,15	124	43.784	130,3
BRBA-P-A	3.150,50	3.150,00	3.150,00	26.11.2014	-0,03	8	25.202	8,0
FRNK-R-A	460,00	430,01	430,01	25.11.2014	-9,47	177	80.552	183,7
HRDH-R-A	81,15	81,00	81,10	27.11.2014	1,37	481	39.000	68,4
KOSN-R-A	1.250,03	1.250,00	1.250,01	20.11.2014	0,00	25	31.250	49,0
KOTR-P-A	1.297,94	1.251,03	1.297,94	19.11.2014	-0,16	4	5.098	35,2
LCDS-R-A	16,30	15,55	16,20	28.11.2014	-9,95	1.128	18.188	41,0
MIVA-R-A	270,00	251,00	251,00	24.11.2014	-7,04	400	104.365	16,3
OPEK-R-A	325,00	325,00	325,00	5.11.2014	-1,52	500	162.500	167,7
PRFC-R-A	20,61	19,32	20,00	28.11.2014	1,68	5.834	116.262	78,3
PSMR-R-A	237,50	237,50	237,50	12.11.2014	-1,04	22	5.225	5,5
RIVP-R-A	20,67	19,30	19,30	28.11.2014	-3,79	870.716	17.273.041	2.432,3
SM86-R-A	175,00	160,00	160,00	18.11.2014	-3,03	572	95.156	21,8
SNHO-R-A	247,00	227,12	236,00	28.11.2014	-2,07	13.508	3.211.019	630,1
SPNV-R-A	550,03	500,00	550,03	19.11.2014	14,59	55	28.750	36,1
THMT-R-A	140,00	140,00	140,00	14.11.2014	7,68	93	13.020	37,6
TNPL-R-A	330,00	312,30	312,30	26.11.2014	-0,86	412	132.121	195,6
TSHC-R-A	9.000,00	9.000,00	9.000,00	18.11.2014	-0,01	1	9.000	122,0
ZEP-R-A	40,55	40,55	40,55	13.11.2014	-22,00	114	4.623	2,6

6. Equity Block Turnover

(All prices and turnover in HRK)

	High	Low	Volume	Turnover
Official market				
HT-R-A	160,00	156,25	25.525	4.035.156,25
LKPC-R-A	700,00	700,00	14.000	9.800.000,00

7. Bonds performance

(All prices in% of par value, turnover in Kunas)

	High	Low	Last	Date of last trade	Volume	Turnover
Orderbook trades						
FNOI-D-151A	97,51	97,51	97,51	21.11.2014	123	916,37
FNOI-D-157A	94,00	90,60	90,60	21.11.2014	123	870,05
FNOI-D-161A	91,51	91,51	91,51	21.11.2014	123	859,98
FNOI-D-167A	87,51	87,51	87,51	21.11.2014	123	822,39
FNOI-D-171A	88,76	84,51	84,51	21.11.2014	15.123	102.890,55
FNOI-D-177A	82,30	81,51	82,30	28.11.2014	2.044	12.886,73
FNOI-D-181A	75,51	75,51	75,51	21.11.2014	2.044	11.822,76
FNOI-D-187A	73,52	73,51	73,51	21.11.2014	1.564	8.803,80
FNOI-D-191A	69,51	69,51	69,51	21.11.2014	281	1.496,67
FNOI-D-197A	66,51	66,51	66,51	21.11.2014	281	1.432,08
RHMF-O-19BA	109,00	108,80	109,00	27.11.2014	427.000	3.562.865,00
RHMF-O-227E	117,40	117,40	117,40	26.11.2014	229.000	2.061.189,59
RHMF-O-247E	113,25	112,30	113,25	28.11.2014	8.270.000	71.290.064,55
RIBA-O-177A	106,75	106,50	106,75	28.11.2014	43.420	355.313,42
Total					8.991.247	77.412.233,94
Block trades						
RHMF-O-247E	112,70	112,70	112,70	26.11.2014	400.000	3.456.195,24
Total					400.000	3.456.195,24
BONDS TOTAL					9.391.247	80.868.429,18

8. Structured Products Performance

(All prices and turnovers in Kunas, market capitalization in millions of Kunas)

	High	Low	Last	Date of last trade	Net change (%)	Volume	Turnover	Market Capitalization
Regular market								
EGB-S-LBU7	40,50	36,36	39,70	20.11.2014	5,9	200	8.043	9,9
EGB-S-LDXE	144,30	86,70	144,30	26.11.2014	52,5	2.395	253.646	36,1
EGB-S-LDXG	110,10	49,00	107,90	28.11.2014	69,7	9.028	544.452	27,0
EGB-S-LGD8	109,50	73,00	100,26	28.11.2014	12,7	1.076	90.662	10,0
EGB-S-LGD9	160,88	160,88	160,88	28.11.2014	0,0	7	1.126	16,1
EGB-S-LHT4	28,74	28,74	28,74	13.11.2014	0,7	300	8.622	0,7
EGB-S-LNG5	8,00	4,70	5,20	28.11.2014	23,8	123.747	724.902	13,0
EGB-S-LSLA	5,80	4,70	4,70	5.11.2014	-47,8	897	4.609	2,4
EGB-S-LSP7	21,20	17,60	21,20	24.11.2014	19,8	1.296	24.016	21,2
EGB-S-LWL9	44,00	20,00	20,00	4.11.2014	-49,9	1.251	35.072	5,0
EGB-S-LWLA	63,00	17,10	17,50	27.11.2014	-66,0	8.610	343.781	4,4
EGB-S-SBU9	44,60	43,20	44,60	13.11.2014	-17,4	26	1.148	11,2
EGB-S-SDXA	90,90	30,50	32,90	28.11.2014	-69,3	21.415	842.381	8,2
EGB-S-SDXB	127,30	68,60	68,60	27.11.2014	-44,3	8.383	855.278	17,2
EGB-S-SDXC	54,00	19,00	19,00	21.11.2014	-58,2	42.421	1.724.164	4,8
EGB-S-SGD7	161,30	127,44	127,44	19.11.2014	-0,7	59	8.706	12,7
EGB-S-SHT3	27,17	25,07	27,17	28.11.2014	6,4	390	10.234	0,4
EGB-S-SNG4	8,70	7,30	8,70	28.11.2014	1,2	2.302	18.321	21,8
EGB-S-SNG5	5,60	3,30	5,40	28.11.2014	-16,9	22.248	100.457	13,5
EGB-S-SNG6	2,80	1,40	1,70	6.11.2014	-60,5	18.603	34.193	4,3
EGB-S-SSP7	7,00	3,28	3,28	21.11.2014	-54,4	15.760	83.730	3,3

	High	Low	Last	Date of last trade	Net change (%)	Volume	Turnover	Market Capitalization
EGB-S-SSP8	12,70	9,44	9,44	28.11.2014	-27,4	8.180	86.169	9,4
EGB-S-SWL9	85,20	73,70	85,20	13.11.2014	57,8	190	15.655	21,3

9. OTC Turnover

(All prices in % of par value, turnover in Kunas)

	High	Low	Last	Date of last trade	Volume	Turnover
ATGR-R-A	925,00	925,00	925,00	27.11.2014	207.173	191.635.025
FNOI-D-151A	98,79	97,90	97,90	17.11.2014	25.840	193.925
FNOI-D-157A	94,44	94,42	94,44	13.11.2014	128	924
FNOI-D-161A	90,22	90,20	90,22	13.11.2014	128	883
FNOI-D-167A	86,23	86,21	86,23	13.11.2014	128	844
FNOI-D-171A	82,37	82,35	82,37	13.11.2014	128	806
FNOI-D-177A	78,75	78,73	78,75	13.11.2014	128	770
FNOI-D-181A	75,22	75,21	75,22	13.11.2014	128	736
FNOI-D-187A	71,91	71,90	71,91	13.11.2014	128	704
FNOI-D-191A	68,70	68,68	68,70	13.11.2014	128	672
FNOI-D-197A	65,68	65,66	65,68	13.11.2014	128	643
HEP-O-17CA	104,94	104,90	104,90	18.11.2014	110.630.492	54.144.207
HP-O-155A	103,00	103,00	103,00	10.11.2014	5.800.000	5.974.000
JRLN-O-17AA	103,00	103,00	103,00	25.11.2014	225.000	1.776.690
OIV-O-14BA	100,00	100,00	100,00	19.11.2014	8.116.000	8.116.000
RHMF-O-157A	102,42	102,20	102,22	28.11.2014	6.493.000	50.914.468
RHMF-O-15CA	103,79	103,57	103,60	25.11.2014	419.335.000	434.947.156
RHMF-O-167A	105,45	105,35	105,36	24.11.2014	65.997.000	69.545.637
RHMF-O-172A	104,15	104,10	104,12	14.11.2014	139.309.800	145.032.202
RHMF-O-17BA	109,90	109,90	109,90	20.11.2014	829.000	911.071
RHMF-O-187A	105,90	105,90	105,90	17.11.2014	1.000.000	1.059.000
RHMF-O-19BA	109,25	108,50	109,15	26.11.2014	13.362.250	111.570.781
RHMF-O-203A	115,26	115,24	115,26	7.11.2014	8.000.000	9.220.000
RHMF-O-203E	114,75	114,34	114,70	26.11.2014	3.750.000	32.962.851
RHMF-O-227E	118,05	117,15	118,05	19.11.2014	3.200.000	28.799.248
RHMF-O-247E	113,53	112,38	113,15	28.11.2014	49.640.000	429.110.485
RIBA-O-17BA	104,25	104,25	104,25	6.11.2014	9.500.000	9.903.750
Total					845.421.705	1.585.823.476

10. Top 10 Members

10.1. Top 10 Members by Equity Turnover

Rank	Member	Equity turnover (HRK)	Market share (%)
1	Interkapital vrijednosni papiri d.o.o.	68.603.865	19,73
2	Erste&Steiermarkische Bank d.d.	56.498.187	16,25
3	Hypo Alpe-Adria-Bank d.d.	33.823.665	9,73
4	HITA vrijednosnice d.d.	31.310.891	9,00
5	Fima vrijednosnice d.o.o.	29.152.429	8,38
6	Zagrebačka banka d.d.	27.372.493	7,87
7	Agram brokeri d.d.	21.878.925	6,29
8	Privredna banka Zagreb d.d.	21.037.265	6,05
9	Societe Generale-Splitska banka d.d.	16.203.498	4,66
10	Raiffeisenbank Austria d.d.	12.465.636	3,58

10.2. Top 10 Members by Structured Products Turnover

Rank	Member	Structured products turnover (HRK)	Market share (%)
1	Erste&Steiermarkische Bank d.d.	5.701.538	48,99
2	HITA vrijednosnice d.d.	3.523.105	30,27
3	Privredna banka Zagreb d.d.	1.332.031	11,44
4	Agram brokeri d.d.	604.138	5,19
5	Fima vrijednosnice d.o.o.	287.541	2,47
6	Zagrebačka banka d.d.	76.733	0,66
7	Hrvatska poštanska banka d.d.	68.689	0,59
8	Podravska banka d.d.	42.847	0,37
9	Interkapital vrijednosni papiri d.o.o.	2.112	0,02

10.3. Top 10 Members by Bond Turnover

Rank	Member	Bond turnover (HRK)	Market share (%)
1	Privredna banka Zagreb d.d.	87.148.042	53,88
2	Raiffeisenbank Austria d.d.	43.037.498	26,61
3	Erste&Steiermarkische Bank d.d.	13.536.287	8,37
4	Interkapital vrijednosni papiri d.o.o.	12.224.144	7,56
5	Zagrebačka banka d.d.	5.330.424	3,30
6	Croatia banka d.d.	132.627	0,08
7	HITA vrijednosnice d.d.	102.096	0,06
8	Hypo Alpe-Adria-Bank d.d.	100.880	0,06
9	Fima vrijednosnice d.o.o.	88.025	0,05
10	Hrvatska poštanska banka d.d.	36.837	0,02

10.4. Top 10 Members by Total Turnover

Rank	Member	Total turnover (HRK)	Market share (%)
1	Privredna banka Zagreb d.d.	109.517.338	21,02
2	Interkapital vrijednosni papiri d.o.o.	80.830.120	15,51
3	Erste&Steiermarkische Bank d.d.	75.736.011	14,53
4	Raiffeisenbank Austria d.d.	55.503.134	10,65
5	HITA vrijednosnice d.d.	34.936.092	6,70
6	Hypo Alpe-Adria-Bank d.d.	33.924.545	6,51
7	Zagrebačka banka d.d.	32.779.650	6,29
8	Fima vrijednosnice d.o.o.	29.527.995	5,67
9	Agram brokeri d.d.	22.483.063	4,31
10	Societe Generale-Splitska banka d.d.	16.203.498	3,11

11. Best Performing Stocks

Symbol	Issuer	October		November		%
		Price	Date	Price	Date	
KTKS-R-A	Koteks d.d.	6,41	31.10.2014	8,33	10.11.2014	29,95
TOZ-R-A	TOZ penkala, Tvornica olovaka Zagreb d.d.	43,26	29.10.2014	55,00	20.11.2014	27,14
HJDR-R-A	Hoteli Jadran d.d.	68,77	10.9.2014	80,00	27.11.2014	16,33
SPNV-R-A	Spin Valis d.d.	480,00	17.10.2014	550,03	19.11.2014	14,59
HTPO-R-A	HTP Orebić d.d.	80,00	29.10.2014	90,00	5.11.2014	12,50
PTKM-R-A	Petrokemija d.d.	26,21	31.10.2014	29,00	28.11.2014	10,64
FNVC-R-A	Finvest Corp d. d.	23,00	13.10.2014	25,00	5.11.2014	8,70
THMT-R-A	TEHNOMONT d.d.	130,01	6.10.2014	140,00	14.11.2014	7,68
CKML-R-A	Čakovečki mlinovi d.d.	3.900,00	27.10.2014	4.190,00	28.11.2014	7,44
HZVG-R-A	Hoteli Živogošće d.d.	25,00	31.10.2014	26,80	14.11.2014	7,20
KRAS-R-A	Kraš d.d.	341,33	30.10.2014	365,00	28.11.2014	6,93
SNBA-R-A	Slatinska banka d.d.	43,18	17.10.2014	45,70	28.11.2014	5,84
MLNR-R-A	Mlinar d.d.	525,16	31.10.2014	549,99	4.11.2014	4,73
JDOS-R-A	Jadransko osiguranje d.d.	2.870,00	31.10.2014	3.000,00	20.11.2014	4,53
BPBA-R-A	VABA d.d.	5,55	22.10.2014	5,80	27.11.2014	4,50

12. Under Performing Stocks

Symbol	Issuer	October		November		%
		Price	Date	Price	Date	
HGSP-R-A	HG Spot d.d. u stečaju	0,92	30.10.2014	0,56	20.11.2014	-39,13
KSST-R-A	Kaštelanski staklenici d.d.	600,00	31.10.2014	390,38	28.11.2014	-34,94
DDJH-R-A	Đuro Đaković holding d.d.	35,00	31.10.2014	23,18	28.11.2014	-33,77
PLJK-R-A	Puljanka d.d.	21,00	28.10.2014	15,00	4.11.2014	-28,57
ATLS-R-A	Atlas d.d. Dubrovnik	6,01	28.10.2014	4,50	26.11.2014	-25,12
SUNH-R-A	Sunčani Hvar d.d.	24,49	31.10.2014	18,50	26.11.2014	-24,46
HDEL-R-A	Hidroelektra niskogradnja d.d.	21,64	31.10.2014	16,60	27.11.2014	-23,29
ZEP-R-A	Zagrebačko elektrotehničko poduzeće d.d.	51,99	29.10.2014	40,55	13.11.2014	-22,00
OPTE-R-A	OT-Optima telekom d.d.	6,00	31.10.2014	4,80	28.11.2014	-20,00
PUNT-R-A	Pounje d.d.	1,38	31.10.2014	1,11	6.11.2014	-19,57
LPLH-R-A	Lošinjska plovidba - holding d.d.	250,00	31.10.2014	202,00	27.11.2014	-19,20
IPKK-R-A	Termes grupa d.d.	105,99	31.10.2014	89,07	26.11.2014	-15,96
HZLA-R-A	Hoteli Zlatni rat d.d.	85,00	7.10.2014	72,00	25.11.2014	-15,29
KABA-R-A	Karlovačka banka d.d.	9,15	27.10.2014	8,00	28.11.2014	-12,57
ZVCV-R-A	Zvečevo d.d.	125,00	31.10.2014	110,00	26.11.2014	-12,00