



ZAGREBAČKA BURZA
THE ZAGREB STOCK EXCHANGE

Monthly report
August 2014

Zagreb, September 2014

This publication was prepared and published by the Zagreb Stock Exchange Inc., Ivana Lučića 2a/22, Zagreb (hereinafter: Exchange).

The publication is intended to provide information to the public and shall not be deemed to constitute an offer or invitation to buy or advice on trade or investment in financial instruments or opinion on the terms of the purchase or sale of any financial instrument mentioned therein whether favourable or not, nor should it be relied on as a substitute for own judgement or assessment by any user of this publication.

The Exchange waives responsibility and liability for any damage which might arise out of the use of information contained therein.

Further use of information available in this publication is permitted by the Exchange provided that the source is cited.

Copyright © 2014. Zagreb Stock Exchange
Zagreb
Ivana Lučića 2a/22

All rights reserved.

Content:

- 1. GENERAL CHARACTERISTICS 1
- 2. TURNOVER AND MARKET CAPITALIZATION BY SECTOR..... 3
- 3. STOCKS WITH THE LARGEST MARKET CAPITALIZATION 4
- 4. MOST ACTIVE STOCKS BY TURNOVER 5
- 5. STOCKS PERFORMANCE 6
- 6. EQUITY BLOCK TURNOVER..... 8
- 7. BONDS PERFORMANCE..... 9
- 8. STRUCTURED PRODUCTS PERFORMANCE 10
- 9. OTC TURNOVER 10
- 10. TOP 10 MEMBERS 12
 - 10.1. TOP 10 MEMBERS BY EQUITY TURNOVER 12
 - 10.2. TOP 10 MEMBERS BY STRUCTURED PRODUCTS TURNOVER 12
 - 10.3. TOP 10 MEMBERS BY BOND TURNOVER..... 12
 - 10.4. TOP 10 MEMBERS BY TOTAL TURNOVER..... 13
- 11. BEST PERFORMING STOCKS..... 13
- 12. UNDER PERFORMING STOCKS..... 14

1. General characteristics

	July	August	% change
Orderbook turnover :	232.942.628	185.760.764	-20,3%
Stocks	213.732.502	168.417.034	-21,2%
Bonds	19.210.126	17.343.730	-9,7%
Rights	0	0	-
Commercial Bills	0	0	-
Structured products	5.429.725	3.397.697	-37,4%
Equity Block Turnover	8.519.400	2.180.000	-74,4%
Debt Block Turnover	40.026.430	35.758.800	-10,7%
Total Turnover	286.918.183	227.097.261	-20,8%
Orderbook volume			
Stocks	2.077.237	1.532.080	-26,2%
Bonds	2.301.207	4.388.657	90,7%
Rights	0	0	-
Commercial Bills	0	0	-
Structured products	153.103	100.387	-34,4%
Equity Block Volume	15.462	10.000	-35,3%
Debt Block Volume	38.320.000	34.400.000	-10,2%
Total Volume	42.867.009	40.431.124	-5,7%
OTC trades			
Turnover	1.857.131.397	2.096.183.912	12,9%
Volume	601.662.901	1.179.171.472	96,0%
Number of trades	241	231	-4,1%
CROBEX [©]	1.815,30	1.850,73	2,0%
CROBEX10 [®]	1.032,70	1.043,99	1,1%
CROBEXplus	946,03	961,37	1,6%
CROBEXindustrija	922,44	931,28	1,0%
CROBEXkonstrukt	502,64	496,00	-1,3%
CROBEXnutris	834,35	833,93	-0,1%
CROBEXtr	1.046,74	1.068,45	2,1%
CROBEXtransport	1.287,59	1.333,96	3,6%
CROBEXturist	2.143,42	2.192,30	2,3%
CROBIS [©]	104,2759	104,0869	-0,2%
CROBIStr [©]	133,5246	133,8186	0,2%
Number of trades	19.718	13.819	-29,9%
Number of securities traded	203	207	2,0%
Number of trading days	23	19	-17,4%

(Market Capitalization in millions of HRK)

	July	August	% change
Market capitalization			
Stocks	126.532,0	130.690,9	3,3%
Bonds	71.482,8	71.110,1	-0,5%
Structured products	722,0	766,6	6,2%
Total	198.735,8	202.567,6	1,9%
Average daily			
Turnover	12.474.704	11.952.487	-4,2%
Volume	1.863.783	2.127.954	14,2%
Number of trades	857	727	-15,2%

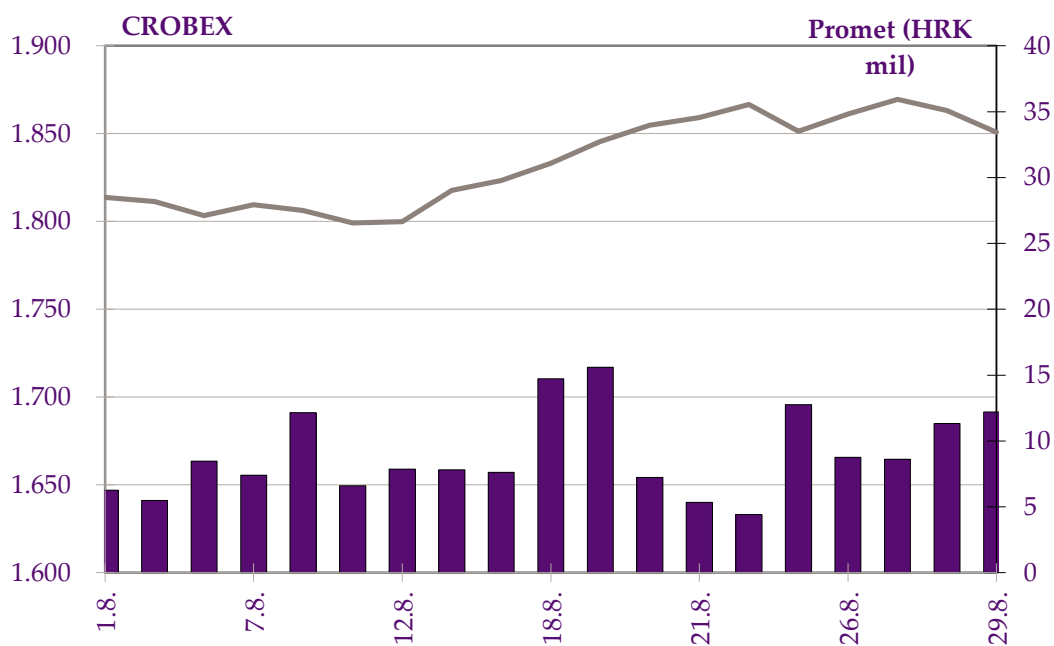


Chart 1: CROBEX® and equity turnover

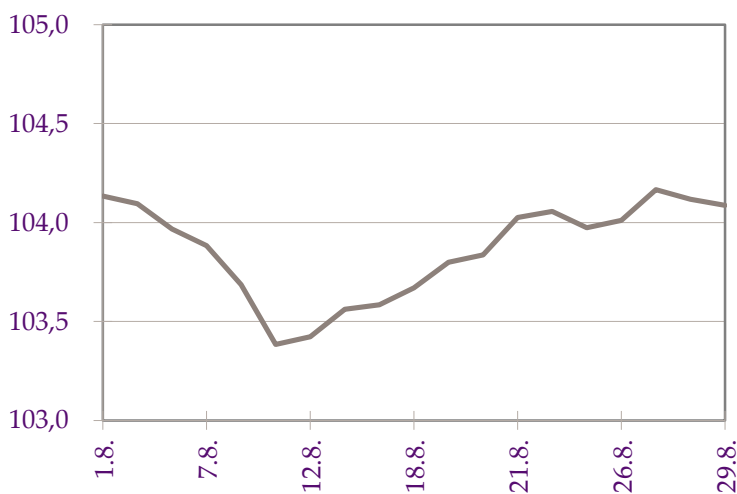


Chart 2: Zagreb Stock Exchange bond index CROBIS®

2. Turnover and Market Capitalization by Sector

Code	Sector	Market Capitalization (HRK)	Turnover (HRK)
A	Agriculture, forestry and fishing	1.297.163.781	7.227.987
CA	Manufacture of food products, beverages and tobacco products	10.657.757.792	24.431.343
CB	Manufacture of textiles, apparel, leather and related products	100.546.739	907.076
CC	Manufacture of wood and paper products, and printing	44.404.743	151
CD	Manufacture of coke, and refined petroleum products	39.520.200.000	2.203.262
CE	Manufacture of chemicals and chemical products	329.398.176	1.897.050
CF	Manufacture of basic pharmaceutical products and pharmaceutical preparations	116.068.172	364.864
CG	Manufacture of rubber and plastics products, and other non-metallic mineral products	212.850.984	11.405.000
CH	Manufacture of basic metals and fabricated metal products, except machinery and equipment	44.246.942	450
CI	Manufacture of computer, electronic and optical products	1.869.057.808	9.937.575
CJ	Manufacture of electrical equipment	2.300.407.694	5.294.016
CK	Manufacture of machinery and equipment n.e.c.	0	0
CL	Manufacture of transport equipment	606.815.237	7.675.833
CM	Other manufacturing, and repair and installation of machinery and equipment	95.170.581	6.750
E	Water supply; sewerage, waste management and remediation activities	0	0
F	Construction	362.445.674	1.118.976
G	Wholesale and retail trade; repair of motor vehicles and motorcycles	4.740.897.105	9.347.040
H	Transportation and storage	5.870.222.903	6.865.586
I	Accommodation and food service activities	11.765.765.617	15.486.542
JA	Publishing, audiovisual and broadcasting activities	154.013.665	6.380
JB	Telecommunications	12.448.874.390	17.402.754
K	Financial and insurance activities	27.247.615.534	4.707.189
L	Real estate activities	223.465.309	501.731
MA	Legal, accounting, management, architecture, engineering, technical testing and analysis activities	9.923.231.280	39.781.912
MB	Scientific research and development	122.983.355	1.652.137
MC	Other professional, scientific and technical activities		0
N	Administrative and support service activities	13.139.774	0
R	Arts, entertainment and recreation	624.157.200	195.430
	TOTAL	130.690.900.454	168.417.034

3. Stocks with the Largest Market Capitalization

	Symbol	Issuer	Market Capitalization (HRK mil)	Pct. of Mkt Cap (%)	Cumulative percentage (%)
1	INA-R-A	Ina d.d.	39.520,2	30,2	30,2
2	HT-R-A	HT d.d.	12.434,8	9,5	39,8
3	ZABA-R-A	Zagrebačka banka d.d.	12.057,1	9,2	49,0
4	PBZ-R-A	PBZ d.d.	9.917,0	7,6	56,6
5	ATGR-R-A	Atlantic Grupa d.d.	3.271,0	2,5	59,1
6	JNAF-R-A	Janaf d.d.	3.174,1	2,4	61,5
7	ADRS-R-A	Adris grupa d.d.	3.173,2	2,4	63,9
8	LEDO-R-A	Ledo d.d.	2.759,4	2,1	66,0
9	CROS-R-A	Croatia osiguranje d.d.	2.279,9	1,7	67,8
10	ADRS-P-A	Adris grupa d.d.	2.038,7	1,6	69,3
		Other	40.065,5	30,7	100,0
		Total	130.690,9		

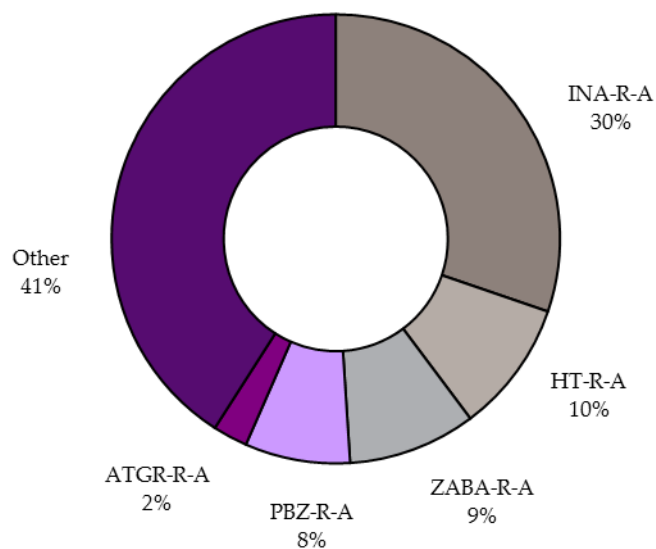


Chart 3: Market Capitalization Structure

4. Most Active Stocks by Turnover

	Symbol	Issuer	Turnover (HRK)	Pct (%)	Cumulative pct (%)
1	HT-R-A	HT d.d.	17.373.959	10,3	10,3
2	KORF-R-A	Valamar Adria Holding d.d.	12.310.164	7,3	17,6
3	PODR-R-A	Podravka d.d.	11.979.092	7,1	24,7
4	OPEK-R-A	Opeka d.d.	11.405.000	6,8	31,5
5	ADRS-P-A	Adris grupa d.d.	11.013.063	6,5	38,0
6	ERNT-R-A	Ericsson Nikola Tesla d.d.	9.650.611	5,7	43,8
7	SNHO-R-A	SN holding d.d.	8.409.006	5,0	48,8
8	ATGR-R-A	Atlantic Grupa d.d.	8.080.321	4,8	53,6
9	ADPL-R-A	AD Plastik d.d.	7.674.394	4,6	58,1
10	LEDO-R-A	Ledo d.d.	7.143.084	4,2	62,4
		Other	63.378.339	37,6	100,0
		Total	168.417.034		

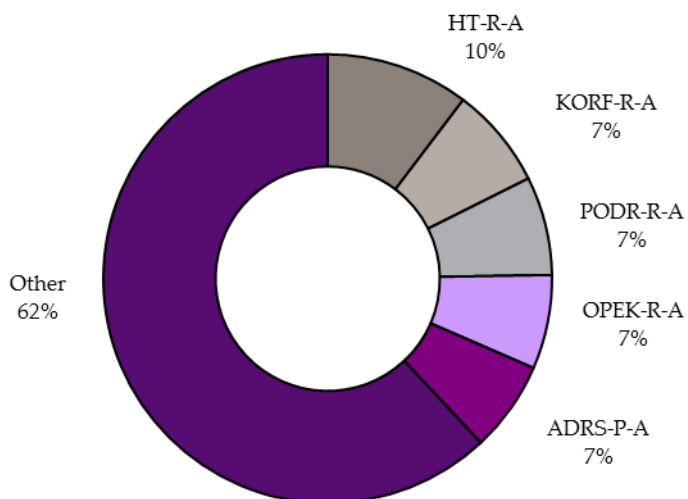


Chart 4: Equity Turnover Structure

5. Stocks Performance

(All prices and turnovers in Kunas, market Capitalization in millions of Kunas)

	High	Low	Last	Date of last trade	Net change (%)	Volume	Turnover	Market Capitalization
Official market								
ADPL-R-A	134,50	122,55	129,00	29.8.2014	4,03	59.008	7.674.394	541,7
ATGR-R-A	1.080,50	928,01	981,01	29.8.2014	5,69	8.041	8.080.321	3.271,0
CROS-P-A	7.500,97	7.450,00	7.450,00	28.8.2014	-0,68	16	119.910	65,2
CROS-R-A	7.412,25	7.300,01	7.412,00	29.8.2014	1,53	55	407.251	2.279,9
DLKV-R-A	18,88	16,30	17,65	29.8.2014	-2,05	9.305	167.413	50,6
HT-R-A	154,00	147,01	151,85	29.8.2014	1,44	115.219	17.373.959	12.434,8
IGH-R-A	152,00	130,00	131,50	29.8.2014	-2,59	1.958	275.190	34,7
INA-R-A	4.100,00	3.950,00	3.952,02	29.8.2014	-1,20	550	2.203.262	39.520,2
INGR-R-A	2,46	2,00	2,12	29.8.2014	-11,30	441.917	962.357	28,7
KOEI-R-A	748,56	672,05	735,00	29.8.2014	8,09	2.721	1.921.089	1.890,5
LEDO-R-A	9.020,00	8.720,00	8.790,00	29.8.2014	-1,51	801	7.143.084	2.759,4
LKPC-R-A	545,00	515,22	539,98	29.8.2014	-0,01	608	320.807	228,4
MDKA-R-A	8.050,00	8.050,00	8.050,00	28.8.2014	-1,83	4	32.200	243,1
MGMA-R-A	2,14	1,70	2,13	29.8.2014	23,84	143.882	282.163	10,4
OPTE-R-A	6,05	4,99	5,00	26.8.2014	-14,09	5.390	28.795	14,1
PODR-R-A	328,98	295,02	317,00	29.8.2014	5,31	38.861	11.979.092	1.718,1
PTKM-R-A	39,82	31,07	33,94	29.8.2014	-6,24	41.477	1.474.235	150,6
ULPL-R-A	185,87	174,00	183,99	29.8.2014	3,66	2.128	385.126	106,7
ULJN-R-A	44,00	40,00	40,00	20.8.2014	-20,00	206	8.493	134,3
VART-R-1	21,50	18,13	19,51	29.8.2014	-1,46	43.518	876.478	43,3
VERN-R-A	54,00	45,80	54,00	29.8.2014	17,39	7.370	364.864	99,6
VIRO-R-A	382,00	353,00	353,00	28.8.2014	-9,49	82	29.613	489,5
Regular market								
ACI-R-A	5.700,00	5.360,00	5.620,00	29.8.2014	3,12	35	195.430	624,2
ADRS-P-A	307,48	285,00	300,51	29.8.2014	2,56	37.001	11.013.063	2.038,7
ADRS-R-A	334,94	306,06	330,00	29.8.2014	1,85	7.223	2.334.968	3.173,2
AMDN-R-A	118,81	100,00	109,97	28.8.2014	9,98	483	51.705	84,2
ARNT-R-A	375,00	332,11	369,00	29.8.2014	2,50	4.501	1.609.194	805,3
ATLN-R-A	66,99	53,00	66,99	29.8.2014	21,80	8.442	501.731	223,5
ATPL-R-A	369,95	328,00	367,29	29.8.2014	9,97	9.394	3.293.140	512,6
AUHR-R-A	639,90	437,00	620,00	29.8.2014	37,78	1.434	794.020	310,0
BD62-R-A	15,94	12,85	12,85	28.8.2014	-11,56	12.406	173.663	9,7
BLKL-R-A	75,50	75,50	75,50	29.8.2014	7,84	2	151	37,7
BLJE-R-A	46,19	40,32	42,00	29.8.2014	-1,48	102.977	4.471.202	345,1
BPBA-R-A	7,52	6,91	7,00	27.8.2014	-6,67	5.414	38.124	12,5
BRIN-R-A	18,30	17,00	18,30	28.8.2014	8,86	1.120	20.038	9,3
CHAG-R-A	195,11	195,11	195,11	18.8.2014	-2,44	10	1.951	23,5
CKML-R-A	3.650,00	3.270,01	3.500,00	29.8.2014	4,48	86	291.918	367,5
DDJH-R-A	47,00	39,00	44,29	29.8.2014	1,00	43.512	1.873.306	143,4
ELKP-R-A	281,07	281,07	281,07	11.8.2014	-0,69	140	39.350	25,2
ELPR-R-A	13,00	13,00	13,00	1.8.2014	-34,84	34	442	4,4
ERNT-R-A	1.445,00	1.250,10	1.385,11	29.8.2014	-1,77	6.933	9.650.611	1.844,5
FMP5-R-A	12,62	12,62	12,62	1.8.2014	-6,52	1.000	12.620	25,3
HBRL-R-A	7,70	7,05	7,70	27.8.2014	10,00	7.561	57.151	110,5
HDEL-R-A	26,90	23,50	26,89	29.8.2014	3,82	499	12.320	16,8
HIMR-R-A	639,99	537,13	550,00	28.8.2014	-4,39	4.504	2.625.082	349,7
HMAM-R-A	175,00	165,00	175,00	27.8.2014	0,58	792	138.095	195,9
HMDN-R-A	74,98	63,06	74,98	29.8.2014	-0,01	192	13.645	29,5
HMST-R-A	388,00	338,98	358,90	28.8.2014	2,56	4.173	1.498.845	185,1
HPB-R-A	900,03	815,00	900,00	29.8.2014	5,88	63	55.163	535,4
HTCP-R-A	135,00	135,00	135,00	28.8.2014	7,98	90	12.150	74,0
HTPK-R-A	54,51	49,98	54,50	29.8.2014	11,91	740	39.836	23,3

	High	Low	Last	Date of last trade	Net change (%)	Volume	Turnover	Market Capitalization
HUPZ-R-A	1.800,00	1.636,00	1.781,00	29.8.2014	7,61	459	801.927	800,0
HZLA-R-A	55,80	52,99	53,00	28.8.2014	-3,64	692	37.401	38,5
HZVG-R-A	15,51	15,51	15,51	25.8.2014	-18,37	100	1.551	4,7
IKBA-R-A	981,00	981,00	981,00	20.8.2014	-1,90	34	33.354	142,2
ILRA-R-A	720,00	517,50	720,00	28.8.2014	44,00	4.863	2.632.748	179,6
IPKK-R-A	129,80	118,10	125,00	27.8.2014	4,11	653	79.889	89,4
JDBA-R-A	950,50	940,00	940,00	14.8.2014	-1,05	1.317	1.240.335	112,4
JDGT-R-A	780,00	681,11	722,02	27.8.2014	6,16	207	156.788	80,0
JDOS-R-A	2.920,00	2.820,00	2.920,00	29.8.2014	-0,98	22	63.871	365,0
JDPL-R-A	157,00	134,00	145,95	29.8.2014	5,94	8.615	1.249.693	238,9
JDTC-R-A	27,18	23,00	27,18	29.8.2014	18,17	1.050	25.860	3,8
JMNC-R-A	81.000,00	76.000,00	79.000,01	20.8.2014	5,33	39	3.060.862	1.748,0
JNAF-R-A	3.155,89	2.850,01	3.150,00	28.8.2014	1,61	189	575.618	3.174,1
KABA-R-A	8,51	8,51	8,51	25.8.2014	-14,81	1.712	14.569	11,3
KBZ-R-A	116,12	116,12	116,12	13.8.2014	-11,36	200	23.224	216,6
KMSK-R-A	16,87	16,87	16,87	4.8.2014	0,00	250	4.218	3,6
KODT-P-A	1.063,69	945,00	1.059,99	29.8.2014	9,15	513	508.334	65,1
KODT-R-A	1.168,99	955,00	1.149,89	29.8.2014	18,42	2.473	2.658.251	223,3
KOES-R-A	400,00	400,00	400,00	11.8.2014	5,26	23	9.200	52,1
KOKA-R-A	250,00	240,00	240,00	13.8.2014	-4,00	31	7.650	216,8
KORF-R-A	220,66	209,00	216,58	29.8.2014	2,54	57.175	12.310.164	1.617,3
KRAS-R-A	355,02	326,00	340,00	28.8.2014	-4,23	1.304	441.438	467,0
KSST-R-A	350,00	285,00	296,05	29.8.2014	-8,91	638	195.042	33,6
KTJV-R-A	17,52	15,64	15,64	27.8.2014	4,27	795	13.249	89,6
KTKS-R-A	2,16	2,16	2,16	14.8.2014	75,61	1.991	4.301	1,4
LKRI-R-A	76,72	73,06	73,27	29.8.2014	-4,22	3.486	259.861	438,2
LPLH-R-A	199,97	182,05	194,03	29.8.2014	4,60	2.932	558.587	128,5
LRH-R-A	3.420,00	3.123,02	3.420,00	29.8.2014	-2,03	289	943.586	1.035,0
LURA-R-A	357,99	357,99	357,99	4.8.2014	11,87	5	1.790	1.074,0
LVCV-R-A	98,99	85,17	85,18	26.8.2014	4,94	172	15.224	40,7
MAIS-R-A	126,00	114,00	114,01	29.8.2014	-1,29	2.933	349.819	1.247,8
MLNR-R-A	549,00	549,00	549,00	28.8.2014	37,25	2	1.098	107,3
PBZ-R-A	529,90	449,51	519,90	28.8.2014	16,26	1.493	692.404	9.917,0
PDBA-R-A	240,00	200,01	240,00	29.8.2014	26,32	75	15.721	160,5
PIKR-R-A	125,10	107,00	113,10	29.8.2014	-22,00	2.272	264.875	26,4
PIVK-R-A	297,00	176,10	255,50	29.8.2014	49,45	430	100.865	81,1
PLAG-R-A	3.725,00	3.002,18	3.600,00	29.8.2014	7,50	310	1.063.211	1.966,7
PUNT-R-A	1,40	1,00	1,00	22.8.2014	0,00	475	521	1,3
QUNE-R-A	10,00	10,00	10,00	22.8.2014	0,00	28	280	22,6
RIZO-R-A	71,77	65,13	65,68	29.8.2014	1,37	4.291	286.964	24,6
SAPN-R-A	207,60	196,00	205,00	29.8.2014	2,40	2.074	420.024	135,0
SLDM-R-A	20,00	20,00	20,00	18.8.2014	11,11	319	6.380	104,4
SLPF-R-A	39,70	31,00	39,70	29.8.2014	29,48	7.173	258.811	132,9
SLRS-R-A	747,97	701,00	705,00	29.8.2014	-2,35	846	607.576	435,5
SNBA-R-A	44,95	41,06	44,95	27.8.2014	12,01	769	33.288	41,3
SUNH-R-A	10,15	9,50	9,50	22.8.2014	-5,00	12.839	129.753	79,2
THNK-R-A	448,00	411,00	424,99	29.8.2014	-3,19	1.164	499.834	80,5
TISK-R-A	193,75	179,00	193,75	29.8.2014	1,97	545	102.545	462,4
TKPR-R-A	300,00	300,00	300,00	21.8.2014	0,00	87	26.100	24,6
TLM-R-A	6,00	6,00	6,00	18.8.2014	-20,53	75	450	11,0
TOZ-R-A	42,01	42,01	42,01	28.8.2014	7,66	20	840	8,4
TRFM-R-A	160,00	148,99	160,00	26.8.2014	11,11	96	14.744	5,8
TUHO-R-A	2.200,00	1.905,05	2.200,00	28.8.2014	15,49	987	2.142.548	868,5
VDKT-R-A	241,94	220,05	221,04	29.8.2014	0,02	1.465	334.653	101,0
VIS-R-A	15,00	15,00	15,00	29.8.2014	-21,05	10	150	7,8
VLEN-R-B	4,70	4,70	4,70	28.8.2014	0,00	306	1.438	65,1
VPIK-R-A	87,81	81,15	85,60	29.8.2014	0,12	7.047	592.754	128,9
ZABA-R-A	38,00	32,80	37,65	29.8.2014	15,85	47.873	1.657.459	12.057,1

7. Bonds performance

(All prices in% of par value, turnover in Kunas)

	High	Low	Last	Date of last trade	Volume	Turnover
Orderbook trades						
ATGR-O-169A	106,400	106,400	106,400	26.8.2014	1.660.000	1.766.240
FNOI-D-151A	97,21	95,92	97,21	27.8.2014	1.834	13.523
FNOI-D-157A	88,52	86,11	88,51	27.8.2014	1.834	12.243
FNOI-D-161A	90,01	89,90	90,01	27.8.2014	1.094	7.503
FNOI-D-167A	85,71	85,61	85,71	27.8.2014	1.094	7.145
FNOI-D-171A	84,05	82,40	82,51	27.8.2014	2.923	18.436
FNOI-D-177A	79,55	79,40	79,51	27.8.2014	1.094	6.630
FNOI-D-181A	73,51	73,40	73,51	27.8.2014	1.094	6.127
FNOI-D-187A	71,51	71,40	71,51	27.8.2014	1.094	5.960
FNOI-D-191A	67,51	67,40	67,51	27.8.2014	1.094	5.627
FNOI-D-197A	64,51	64,40	64,51	27.8.2014	1.094	5.376
RHMF-O-19BA	107,50	107,50	107,50	26.8.2014	440.500	3.607.076
RHMF-O-203A	115,25	115,25	115,25	26.8.2014	1.000.000	1.152.500
RHMF-O-247E	111,00	110,00	111,00	29.8.2014	1.217.970	10.276.245
RIBA-O-177A	107,00	104,60	107,00	29.8.2014	55.940	453.097
Total					4.388.657	17.343.730
Block trades						
RHMF-O-172A	103,95	103,95	103,95	13.8.2014	34.400.000	35.758.800
Total					34.400.000	35.758.800
BONDS TOTAL					38.788.657	53.102.530

8. Structured Products Performance

(All prices and turnovers in Kunas, market capitalization in millions of Kunas)

	High	Low	Last	Date of last trade	Net change (%)	Volume	Turnover	Market Capitalization
Regular Market								
EGB-S-LDX8	95,40	52,10	86,40	29.8.2014	-6,1	7.502	514.641	21,6
EGB-S-LDXA	44,00	19,00	19,00	6.8.2014	-60,5	13.560	441.633	4,8
EGB-S-LGD6	114,60	99,90	99,90	29.8.2014	-8,0	1.043	109.345	10,0
EGB-S-LGD8	153,90	153,90	153,90	21.8.2014	-11,9	100	15.390	15,4
EGB-S-LHT4	24,72	21,60	24,72	25.8.2014	8,5	1.233	29.658	0,6
EGB-S-LNG1	8,50	7,50	8,50	28.8.2014	21,4	98	781	21,3
EGB-S-LNG2	9,80	8,90	9,80	26.8.2014	15,3	97	915	24,5
EGB-S-LNG4	2,60	1,40	2,60	26.8.2014	85,7	4.394	8.788	6,5
EGB-S-LNG5	5,60	4,80	5,60	28.8.2014	16,7	70	364	14,0
EGB-S-LPT2	18,80	15,70	15,70	22.8.2014	-18,2	40	653	3,9
EGB-S-LSL8	16,30	12,10	13,40	29.8.2014	-35,6	1.303	18.321	6,7
EGB-S-LSP5	27,20	21,50	27,10	27.8.2014	7,1	46	1.063	27,1
EGB-S-LSP6	21,40	14,90	21,40	27.8.2014	9,2	450	7.192	21,4
EGB-S-LSP7	15,60	9,30	15,50	27.8.2014	26,0	21.037	235.955	15,5
EGB-S-LSP8	8,90	4,30	8,90	21.8.2014	27,1	10.500	62.850	8,9
EGB-S-LWL4	89,80	67,40	79,80	29.8.2014	-18,6	1.488	106.358	20,0
EGB-S-LWL5	116,40	96,60	101,00	21.8.2014	-20,0	335	35.100	25,3
EGB-S-SBU8	47,00	31,10	31,80	28.8.2014	-32,3	3.754	131.009	8,0
EGB-S-SDX9	124,40	88,20	105,10	29.8.2014	24,8	4.935	525.704	26,3
EGB-S-SDXA	117,50	67,30	82,00	29.8.2014	15,3	2.838	246.197	20,5
EGB-S-SDXB	142,10	142,10	142,10	11.8.2014	0,0	8	1.137	35,5
EGB-S-SGD6	94,30	92,30	94,30	29.8.2014	-14,3	100	9.330	9,4
EGB-S-SHT3	35,34	29,57	30,68	26.8.2014	-13,2	5.588	174.611	0,5
EGB-S-SNG3	10,10	9,80	10,10	20.8.2014	46,4	29	286	25,3
EGB-S-SNG4	8,40	8,40	8,40	20.8.2014	68,0	15	126	21,0
EGB-S-SSL6	17,40	17,20	17,40	25.8.2014	102,3	4	69	8,7
EGB-S-SSP7	13,50	7,70	8,10	28.8.2014	-12,0	12.224	109.278	8,1
EGB-S-SSP8	17,90	13,40	13,50	27.8.2014	-10,6	2.700	40.525	13,5
MTP - Alter								
EGB-S-LDX5	155,20	137,40	146,80	11.8.2014	-18,4	300	46.046	36,7
EGB-S-LDX6	134,30	134,30	134,30	1.8.2014	-16,1	151	20.279	33,6
EGB-S-LDX7	137,70	88,90	125,10	29.8.2014	-5,6	3.894	422.670	31,3
EGB-S-LSP3	33,20	33,20	33,20	6.8.2014	-10,3	100	3.320	33,2
EGB-S-LSP4	32,20	32,00	32,20	22.8.2014	2,9	2	64	32,2
EGB-S-SGD5	207,80	189,30	189,30	8.8.2014	-5,3	150	30.245	18,9
EGB-S-SWL4	160,60	156,70	156,70	8.8.2014	4,9	299	47.795	39,2

9. OTC Turnover

(All prices in % of par value, turnover in Kunas)

	High	Low	Last	Date of last trade	Volume	Turnover
ADPL-R-A	130,660	130,660	130,660	25.8.2014	4.000	522.640
ADRS-P-A	296,860	296,860	296,860	25.8.2014	1.500	445.290
ATGR-O-169A	106,450	106,450	106,450	26.8.2014	2.000.000	2.129.000
ATGR-R-A	1018,740	1018,740	1018,740	25.8.2014	3.000	3.056.220
FNOI-D-151A	96,936	95,920	96,936	26.8.2014	431.953	3.156.903
FNOI-D-157A	92,798	86,110	92,798	26.8.2014	430.942	2.827.479
FNOI-D-161A	89,900	88,773	88,773	26.8.2014	432.597	2.963.156

	High	Low	Last	Date of last trade	Volume	Turnover
FNOI-D-167A	85,610	84,959	84,959	26.8.2014	430.942	2.810.961
FNOI-D-171A	83,038	81,275	81,275	26.8.2014	432.597	2.736.971
FNOI-D-177A	79,400	77,803	77,803	26.8.2014	430.942	2.607.046
FNOI-D-181A	74,425	73,400	74,425	26.8.2014	432.597	2.419.333
FNOI-D-187A	71,400	71,244	71,244	26.8.2014	430.901	2.344.166
FNOI-D-191A	68,152	67,400	68,152	26.8.2014	432.597	2.221.565
FNOI-D-197A	65,245	64,400	65,245	26.8.2014	431.979	2.119.650
GDRI-O-167A	99,374	99,374	99,374	25.8.2014	2.301.919	6.971.659
HEP-O-17CA	102,821	102,796	102,796	25.8.2014	12.587.428	6.035.130
HP-O-155A	103,900	103,473	103,900	29.8.2014	14.264.303	14.783.451
HT-R-A	152,080	152,080	152,080	25.8.2014	15.000	2.281.200
HUPZ-R-A	1799,990	1500,000	1799,990	25.8.2014	535	954.695
JDBA-R-A	1000,000	1000,000	1000,000	7.8.2014	100	100.000
JDGL-O-166A	98,577	98,577	98,577	25.8.2014	6.563.447	6.470.049
KOEI-R-A	712,750	712,750	712,750	25.8.2014	1.589	1.132.560
OIV-O-14BA	101,100	101,100	101,100	18.8.2014	650.000	657.150
PLAG-R-A	3313,600	3313,600	3313,600	25.8.2014	127	420.827
PODR-R-A	311,430	311,430	311,430	25.8.2014	12.305	3.832.146
RHMF-O-157A	103,150	102,700	102,950	29.8.2014	9.506.220	74.551.499
RHMF-O-15CA	103,790	103,540	103,790	28.8.2014	222.461.238	230.721.623
RHMF-O-167A	105,900	105,500	105,550	29.8.2014	221.738.648	234.102.274
RHMF-O-172A	104,600	103,800	104,000	27.8.2014	171.930.534	178.961.973
RHMF-O-17BA	109,700	108,650	108,680	26.8.2014	127.088.161	139.175.169
RHMF-O-187A	105,310	105,296	105,310	25.8.2014	146.705.870	154.488.828
RHMF-O-19BA	107,750	106,200	107,390	25.8.2014	18.838.280	153.798.279
RHMF-O-203A	115,270	115,250	115,270	26.8.2014	134.656.405	155.191.587
RHMF-O-203E	113,500	112,000	113,500	27.8.2014	28.552.898	245.553.486
RHMF-O-227E	115,750	115,150	115,600	29.8.2014	17.947.420	158.044.744
RHMF-O-247E	111,400	109,100	111,400	28.8.2014	32.993.497	277.527.005
RIBA-O-17BA	103,850	103,750	103,750	27.8.2014	4.000.000	4.152.000
SLPF-R-A	34,500	34,500	34,500	25.8.2014	24.571	847.700
ZVZD-R-A	2950,000	2950,000	2950,000	28.8.2014	4.430	13.068.500
Total					1.179.171.472	2.096.183.912

10. Top 10 Members

10.1. Top 10 Members by Equity Turnover

Rank	Member	Equity turnover (HRK)	Market share (%)
1	Erste&Steiermarkische Bank d.d.	77.999.724	22,86
2	Interkapital vrijednosni papiri d.o.o.	50.650.147	14,84
3	Fima vrijednosnice d.o.o.	29.874.440	8,76
4	Privredna banka Zagreb d.d.	29.375.728	8,61
5	HITA vrijednosnice d.d.	29.047.956	8,51
6	Zagrebačka banka d.d.	25.156.976	7,37
7	Agram brokeri d.d.	23.965.809	7,02
8	Antea brokeri d.o.o.	21.196.370	6,21
9	Raiffeisenbank Austria d.d.	19.363.639	5,68
10	Hypo Alpe-Adria-Bank d.d.	11.222.929	3,29

10.2. Top 10 Members by Structured Products Turnover

Rank	Member	Structured products turnover (HRK)	Market share (%)
1	Erste&Steiermarkische Bank d.d.	3.438.803	50,60
2	HITA vrijednosnice d.d.	1.464.764	21,56
3	Privredna banka Zagreb d.d.	904.022	13,30
4	Agram brokeri d.d.	635.370	9,35
5	Fima vrijednosnice d.o.o.	247.792	3,65
6	Credos d.o.o.	39.949	0,59
7	Interkapital vrijednosni papiri d.o.o.	30.598	0,45
8	Zagrebačka banka d.d.	23.356	0,34
9	Croatia banka d.d.	6.723	0,10
10	Podravska banka d.d.	4.018	0,06

10.3. Top 10 Members by Bond Turnover

Rank	Member	Bond turnover (HRK)	Market share (%)
1	Interkapital vrijednosni papiri d.o.o.	80.520.878	75,82
2	Raiffeisenbank Austria d.d.	12.171.658	11,46
3	Zagrebačka banka d.d.	5.609.949	5,28
4	Privredna banka Zagreb d.d.	5.348.356	5,04
5	Hypo Alpe-Adria-Bank d.d.	1.880.032	1,77
6	Erste&Steiermarkische Bank d.d.	501.392	0,47
7	Fima vrijednosnice d.o.o.	87.088	0,08
8	Croatia banka d.d.	45.428	0,04
9	HITA vrijednosnice d.d.	39.937	0,04
10	Hrvatska poštanska banka d.d.	342	0,00

10.4. Top 10 Members by Total Turnover

Rank	Member	Total turnover (HRK)	Market share (%)
1	Interkapital vrijednosni papiri d.o.o.	131.201.623	28,89
2	Erste&Steiermarkische Bank d.d.	81.939.918	18,04
3	Privredna banka Zagreb d.d.	35.628.107	7,84
4	Raiffeisenbank Austria d.d.	31.535.297	6,94
5	Zagrebačka banka d.d.	30.790.281	6,78
6	HITA vrijednosnice d.d.	30.552.657	6,73
7	Fima vrijednosnice d.o.o.	30.209.320	6,65
8	Agram brokeri d.d.	24.601.179	5,42
9	Antea brokeri d.o.o.	21.196.370	4,67
10	Hypo Alpe-Adria-Bank d.d.	13.102.961	2,88

11. Best Performing Stocks

Symbol	Issuer	July		August		%
		Price	Date	Price	Date	
KTKS-R-A	Koteks d.d.	1,23	29.7.2014	2,16	14.8.2014	75,61
PIVK-R-A	PIK-Vinkovci d.d.	170,96	23.7.2014	255,50	29.8.2014	49,45
ILRA-R-A	Ilirija d.d.	500,00	5.6.2014	720,00	28.8.2014	44,00
AUHR-R-A	Auto Hrvatska d.d. Zagreb	449,99	30.7.2014	620,00	29.8.2014	37,78
MLNR-R-A	Mlinar d.d.	400,00	25.7.2014	549,00	28.8.2014	37,25
SLPF-R-A	Slavonski ZIF d.d.	30,66	24.7.2014	39,70	29.8.2014	29,48
PDBA-R-A	Podravska banka d.d.	190,00	25.7.2014	240,00	29.8.2014	26,32
BCIN-R-A	BC Institut d.d.	422,00	31.7.2014	530,00	29.8.2014	25,59
MGMA-R-A	Magma d.d.	1,72	31.7.2014	2,13	29.8.2014	23,84
ATLN-R-A	Excelsa nekretnine d.d.	55,00	31.7.2014	66,99	29.8.2014	21,80
KODT-R-A	Končar - distributivni i specijalni transformatori d.d.	971,00	31.7.2014	1.149,89	29.8.2014	18,42
JDTC-R-A	Jadran d.d.	23,00	31.7.2014	27,18	29.8.2014	18,17
VERN-R-A	Genera d.d.	46,00	31.7.2014	54,00	29.8.2014	17,39
PBZ-R-A	PBZ d.d.	447,20	31.7.2014	519,90	28.8.2014	16,26
ZABA-R-A	Zagrebačka banka d.d.	32,50	31.7.2014	37,65	29.8.2014	15,85

12. Under Performing Stocks

Symbol	Issuer	July		August		%
		Price	Date	Price	Date	
ELPR-R-A	Elektropromet d.d.	19,95	12.11.2013	13,00	1.8.2014	-34,84
PIKR-R-A	PIK d. d.	145,00	24.7.2014	113,10	29.8.2014	-22,00
VIS-R-A	Vis d.d.	19,00	30.7.2013	15,00	29.8.2014	-21,05
TLM-R-A	TLM d.d.	7,55	30.6.2014	6,00	18.8.2014	-20,53
ULJN-R-A	ULJANIK d. d.	50,00	14.7.2014	40,00	20.8.2014	-20,00
HZVG-R-A	Hoteli Živogošće d.d.	19,00	25.7.2014	15,51	25.8.2014	-18,37
KABA-R-A	Karlovačka banka d.d.	9,99	30.7.2014	8,51	25.8.2014	-14,81
OPTE-R-A	OT-Optima telekom d.d.	5,82	31.7.2014	5,00	26.8.2014	-14,09
BD62-R-A	Badel 1862 d.d.	14,53	31.7.2014	12,85	28.8.2014	-11,56
ZEP-R-A	Zagrebačko elektrotehničko poduzeće d.d.	35,00	16.7.2014	31,00	27.8.2014	-11,43
KBZ-R-A	Kreditna banka Zagreb d.d.	131,00	1.7.2014	116,12	13.8.2014	-11,36
INGR-R-A	Ingra d.d.	2,39	31.7.2014	2,12	29.8.2014	-11,30
VIRO-R-A	Viro tvornica šećera d.d.	390,00	31.7.2014	353,00	28.8.2014	-9,49
KSST-R-A	Kaštelanski staklenici d.d.	325,00	31.7.2014	296,05	29.8.2014	-8,91
MIVA-R-A	Vajda d.d. Čakovec	250,00	18.7.2014	230,00	12.8.2014	-8,00
INFS-R-A	Infosistem d.d.	114,00	17.7.2014	105,00	28.8.2014	-7,89