



ZAGREBAČKA BURZA  
THE ZAGREB STOCK EXCHANGE

Monthly report  
June 2014

Zagreb, July 2014

This publication was prepared and published by the Zagreb Stock Exchange Inc., Ivana Lučića 2a/22, Zagreb (hereinafter: Exchange).

The publication is intended to provide information to the public and shall not be deemed to constitute an offer or invitation to buy or advice on trade or investment in financial instruments or opinion on the terms of the purchase or sale of any financial instrument mentioned therein whether favourable or not, nor should it be relied on as a substitute for own judgement or assessment by any user of this publication.

The Exchange waives responsibility and liability for any damage which might arise out of the use of information contained therein.

Further use of information available in this publication is permitted by the Exchange provided that the source is cited.

Copyright © 2014. Zagreb Stock Exchange  
Zagreb  
Ivana Lučića 2a/22

All rights reserved.

# Content:

- 1. GENERAL CHARACTERISTICS..... 1
- 2. TURNOVER AND MARKET CAPITALIZATION BY SECTOR..... 3
- 3. STOCKS WITH THE LARGEST MARKET CAPITALIZATION..... 4
- 4. MOST ACTIVE STOCKS BY TURNOVER ..... 5
- 5. STOCKS PERFORMANCE..... 6
- 6. EQUITY BLOCK TURNOVER..... 8
- 7. BONDS PERFORMANCE..... 9
- 8. STRUCTURED PRODUCTS PERFORMANCE ..... 10
- 9. OTC TURNOVER ..... 10
- 10. TOP 10 MEMBERS..... 12
  - 10.1. TOP 10 MEMBERS BY EQUITY TURNOVER ..... 12
  - 10.2. TOP 10 MEMBERS BY STRUCTURED PRODUCTS TURNOVER ..... 12
  - 10.3. TOP 10 MEMBERS BY BOND TURNOVER..... 12
  - 10.4. TOP 10 MEMBERS BY TOTAL TURNOVER..... 13
- 11. BEST PERFORMING STOCKS..... 13
- 12. UNDER PERFORMING STOCKS..... 14



## 1. General characteristics

|                             | May                | June               | % change      |
|-----------------------------|--------------------|--------------------|---------------|
| <b>Orderbook turnover :</b> | <b>269.880.760</b> | <b>241.130.450</b> | <b>-10,7%</b> |
| Stocks                      | 256.005.730        | 217.797.265        | -14,9%        |
| Bonds                       | 13.875.030         | 23.333.185         | 68,2%         |
| Rights                      | 0                  | 0                  | -             |
| Commercial Bills            | 0                  | 0                  | -             |
| Structured products         | 7.292.335          | 3.948.208          | -45,9%        |
| Equity Block Turnover       | 53.500.436         | 31.780.748         | -40,6%        |
| Debt Block Turnover         | 0                  | 17.226.478         | -             |
| <b>Total Turnover</b>       | <b>330.673.531</b> | <b>294.085.883</b> | <b>-11,1%</b> |
| <b>Orderbook volume</b>     |                    |                    |               |
| Stocks                      | 2.217.611          | 1.989.160          | -10,3%        |
| Bonds                       | 2.940.020          | 6.942.702          | 136,1%        |
| Rights                      | 0                  | 0                  | -             |
| Commercial Bills            | 0                  | 0                  | -             |
| Structured products         | 300.368            | 164.833            | -45,1%        |
| Equity Block Volume         | 194.555            | 154.978            | -20,3%        |
| Debt Block Volume           | 0                  | 6.460.000          | -             |
| <b>Total Volume</b>         | <b>5.652.554</b>   | <b>15.711.673</b>  | <b>178,0%</b> |
| <b>OTC trades</b>           |                    |                    |               |
| Turnover                    | 2.118.733.086      | 1.525.242.911      | -28,0%        |
| Volume                      | 806.389.736        | 687.816.553        | -14,7%        |
| Number of trades            | 209                | 224                | 7,2%          |
| CROBEX <sup>©</sup>         | 1.701,51           | 1.791,48           | 5,3%          |
| CROBEX10 <sup>®</sup>       | 976,79             | 1.015,44           | 4,0%          |
| CROBEXplus                  | 860,69             | 913,98             | 6,2%          |
| CROBEXindustrija            | 826,20             | 871,83             | 5,5%          |
| CROBEXkonstrukt             | 493,16             | 511,55             | 3,7%          |
| CROBEXnutris                | 775,32             | 842,97             | 8,7%          |
| CROBEXtr                    | 978,20             | 1.031,50           | 5,4%          |
| CROBEXtransport             | 1.192,15           | 1.193,33           | 0,1%          |
| CROBEXturist                | 1.670,95           | 1.954,35           | 17,0%         |
| CROBIS <sup>©</sup>         | 103,3653           | 105,1018           | 1,7%          |
| CROBIStr <sup>©</sup>       | 131,1973           | 133,9237           | 2,1%          |
| Number of trades            | 19.532             | 16.198             | -17,1%        |
| Number of securities traded | 205                | 208                | 1,5%          |
| Number of trading days      | 21                 | 19                 | -9,5%         |

(Market Capitalization in millions of HRK)

|                              | May              | June             | % change    |
|------------------------------|------------------|------------------|-------------|
| <b>Market capitalization</b> |                  |                  |             |
| Stocks                       | 117.677,6        | 125.423,2        | 6,6%        |
| Bonds                        | 70.660,5         | 71.532,8         | 1,2%        |
| Structured products          | 646,9            | 704,2            | 8,8%        |
| <b>Total</b>                 | <b>188.985,0</b> | <b>197.660,1</b> | <b>4,6%</b> |
| <b>Average daily</b>         |                  |                  |             |
| Turnover                     | 15.746.359       | 15.478.204       | -1,7%       |
| Volume                       | 269.169          | 826.930          | 207,2%      |
| Number of trades             | 930              | 853              | -8,3%       |

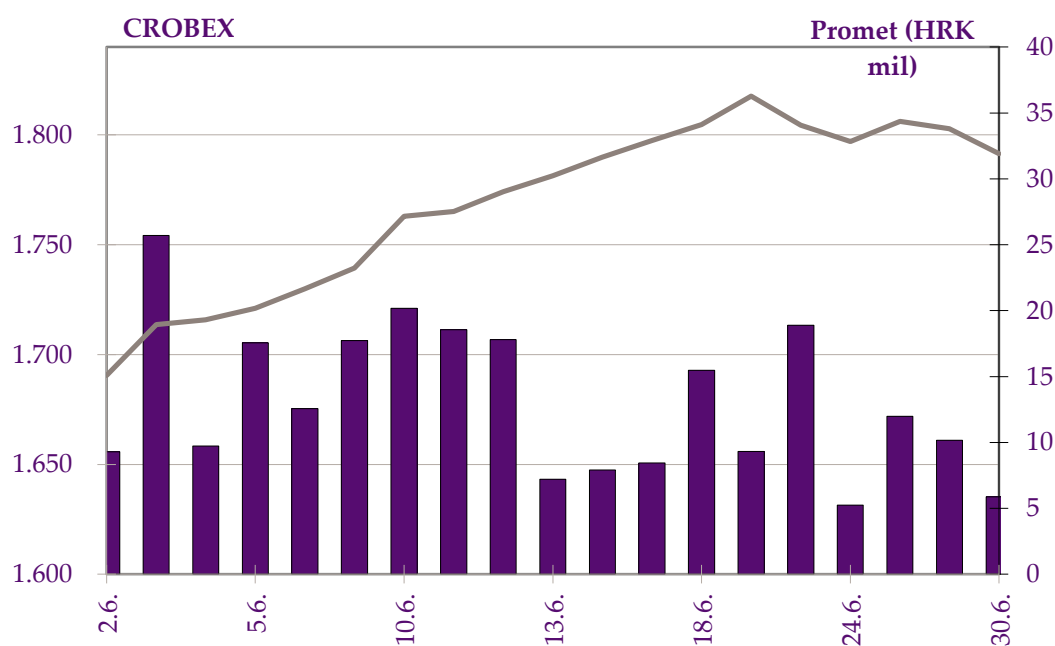


Chart 1: CROBEX® and equity turnover

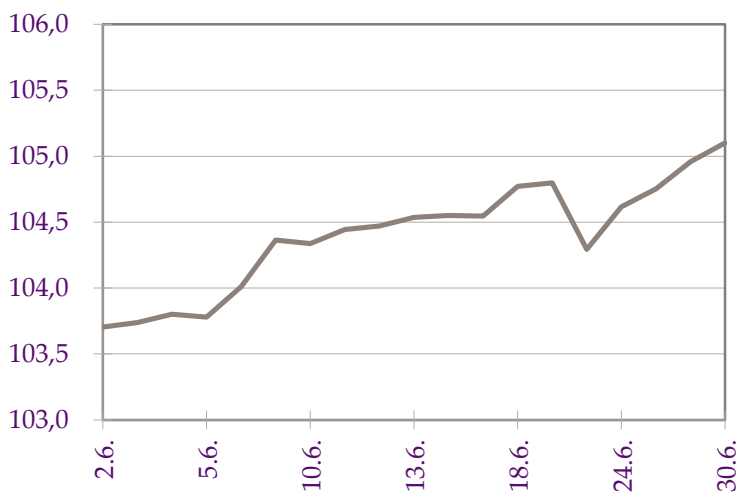


Chart 2: Zagreb Stock Exchange bond index CROBIS®

## 2. Turnover and Market Capitalization by Sector

| Code | Sector  | Market Capitalization (HRK) | Turnover (HRK)     |
|------|---|-----------------------------|--------------------|
| A    | Agriculture, forestry and fishing   | 1.285.615.024               | 15.622.291         |
| CA   | Manufacture of food products, beverages and tobacco products  | 10.262.324.775              | 32.049.886         |
| CB   | Manufacture of textiles, apparel, leather and related products                                      | 101.963.988                 | 531.298            |
| CC   | Manufacture of wood and paper products, and printing  | 41.869.429                  | 1.247              |
| CD   | Manufacture of coke, and refined petroleum products   | 39.350.000.000              | 2.620.522          |
| CE   | Manufacture of chemicals and chemical products  | 372.074.623                 | 6.029.314          |
| CF   | Manufacture of basic pharmaceutical products and pharmaceutical preparations                        | 87.093.223                  | 88.374             |
| CG   | Manufacture of rubber and plastics products, and other non-metallic mineral products                | 153.058.930                 | 128.637            |
| CH   | Manufacture of basic metals and fabricated metal products, except machinery and equipment           | 58.946.619                  | 1.020              |
| CI   | Manufacture of computer, electronic and optical products  | 1.840.198.897               | 20.900.781         |
| CJ   | Manufacture of electrical equipment   | 2.082.345.184               | 6.116.762          |
| CK   | Manufacture of machinery and equipment n.e.c.   | 0                           | 0                  |
| CL   | Manufacture of transport equipment  | 559.779.896                 | 6.830.964          |
| CM   | Other manufacturing, and repair and installation of machinery and equipment                         | 92.205.894                  | 16.532             |
| E    | Water supply; sewerage, waste management and remediation activities                                 | 0                           | 0                  |
| F    | Construction  | 377.518.161                 | 2.397.649          |
| G    | Wholesale and retail trade; repair of motor vehicles and motorcycles                                | 4.315.228.947               | 9.245.864          |
| H    | Transportation and storage  | 5.058.697.291               | 7.016.413          |
| I    | Accommodation and food service activities   | 11.596.543.069              | 29.858.066         |
| JA   | Publishing, audiovisual and broadcasting activities   | 143.571.433                 | 0                  |
| JB   | Telecommunications  | 12.448.986.128              | 27.291.857         |
| K    | Financial and insurance activities  | 25.036.870.371              | 8.706.486          |
| L    | Real estate activities  | 176.497.231                 | 308.224            |
| MA   | Legal, accounting, management, architecture, engineering, technical testing and analysis activities | 9.228.468.617               | 40.762.275         |
| MB   | Scientific research and development   | 106.406.452                 | 1.029.114          |
| MC   | Other professional, scientific and technical activities   | 0                           | 0                  |
| N    | Administrative and support service activities   | 13.901.500                  | 0                  |
| R    | Arts, entertainment and recreation  | 633.042.000                 | 243.689            |
|      | <b>TOTAL</b>  | <b>125.423.207.681</b>      | <b>217.797.265</b> |

### 3. Stocks with the Largest Market Capitalization

|    | Symbol   | Issuer                  | Market Capitalization (HRK mil) | Pct. of Mkt Cap (%) | Cumulative percentage (%) |
|----|----------|-------------------------|---------------------------------|---------------------|---------------------------|
| 1  | INA-R-A  | Ina d.d.                | 39.350,0                        | 31,4                | 31,4                      |
| 2  | HT-R-A   | HT d.d.                 | 12.434,0                        | 9,9                 | 41,3                      |
| 3  | ZABA-R-A | Zagrebačka banka d.d.   | 11.064,4                        | 8,8                 | 50,1                      |
| 4  | PBZ-R-A  | PBZ d.d.                | 8.602,7                         | 6,9                 | 57,0                      |
| 5  | ATGR-R-A | Atlantic Grupa d.d.     | 2.937,5                         | 2,3                 | 59,3                      |
| 6  | ADRS-R-A | Adris grupa d.d.        | 2.884,8                         | 2,3                 | 61,6                      |
| 7  | LEDO-R-A | Ledo d.d.               | 2.778,2                         | 2,2                 | 63,8                      |
| 8  | JNAF-R-A | Janaf d.d.              | 2.499,0                         | 2,0                 | 65,8                      |
| 9  | CROS-R-A | Croatia osiguranje d.d. | 2.247,1                         | 1,8                 | 67,6                      |
| 10 | PLAG-R-A | Plava laguna d.d.       | 1.912,1                         | 1,5                 | 69,1                      |
|    |          | Other                   | 38.713,5                        | 30,9                | 100,0                     |
|    |          | <b>Total</b>            | <b>125.423,2</b>                |                     |                           |

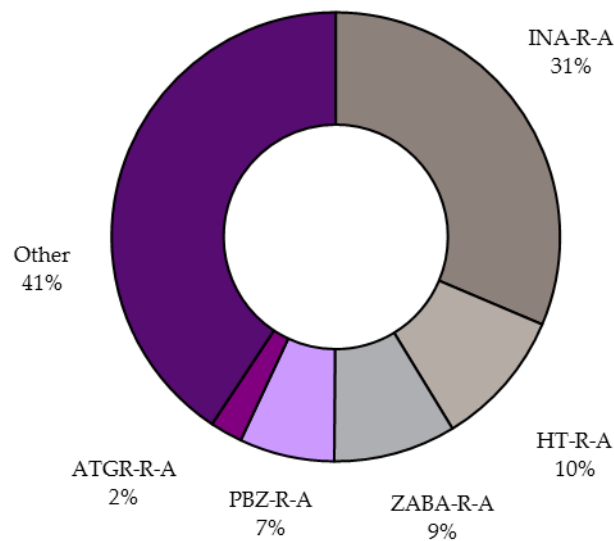


Chart 3: Market Capitalization Structure



## 4. Most Active Stocks by Turnover

|    | Symbol   | Issuer                     | Turnover (HRK)     | Pct (%) | Cumulative pct (%) |
|----|----------|----------------------------|--------------------|---------|--------------------|
| 1  | HT-R-A   | HT d.d.                    | 27.262.152         | 12,5    | 12,5               |
| 2  | ERNT-R-A | Ericsson Nikola Tesla d.d. | 20.417.517         | 9,4     | 21,9               |
| 3  | LEDO-R-A | Ledo d.d.                  | 15.445.008         | 7,1     | 29,0               |
| 4  | KORF-R-A | Valamar Adria Holding d.d. | 14.194.682         | 6,5     | 35,5               |
| 5  | JDRA-R-A | Jadranka d. d.             | 11.229.745         | 5,2     | 40,7               |
| 6  | PODR-R-A | Podravka d.d.              | 9.826.816          | 4,5     | 45,2               |
| 7  | ATGR-R-A | Atlantic Grupa d.d.        | 7.967.897          | 3,7     | 48,8               |
| 8  | BLJE-R-A | Belje d.d. Darda           | 7.837.548          | 3,6     | 52,4               |
| 9  | ADRS-R-A | Adris grupa d.d.           | 7.474.609          | 3,4     | 55,9               |
| 10 | ADRS-P-A | Adris grupa d.d.           | 7.043.805          | 3,2     | 59,1               |
|    |          | Other                      | 89.097.486         | 40,9    | 100,0              |
|    |          | <b>Total</b>               | <b>217.797.265</b> |         |                    |

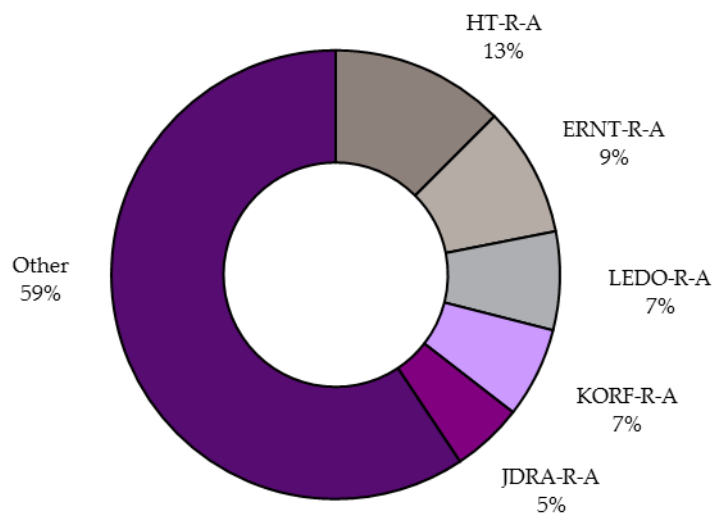


Chart 4: Equity Turnover Structure

## 5. Stocks Performance

(All prices and turnovers in Kunas, market Capitalization in millions of Kunas)

|                        | High     | Low      | Last     | Date of last trade | Net change (%) | Volume     | Turnover      | Market Capitalization |
|------------------------|----------|----------|----------|--------------------|----------------|------------|---------------|-----------------------|
| <b>Official market</b> |          |          |          |                    |                |            |               |                       |
| ADPL-R-A               | 119,00   | 110,70   | 117,80   | 30.6.2014          | 6,22           | 58.772,00  | 6.810.774,22  | 494,71                |
| ATGR-R-A               | 936,00   | 830,50   | 881,00   | 30.6.2014          | 5,57           | 8.742,00   | 7.967.896,75  | 2.937,52              |
| CROS-P-A               | 7.549,00 | 7.449,97 | 7.499,97 | 30.6.2014          | 0,00           | 76,00      | 570.844,70    | 65,62                 |
| CROS-R-A               | 7.365,00 | 7.300,00 | 7.305,20 | 12.6.2014          | 0,07           | 64,00      | 470.224,07    | 2.247,06              |
| DLKV-R-A               | 22,56    | 17,03    | 18,56    | 27.6.2014          | 4,21           | 54.491,00  | 1.089.435,43  | 53,22                 |
| HT-R-A                 | 157,25   | 151,10   | 151,84   | 30.6.2014          | -2,35          | 175.918,00 | 27.262.151,68 | 12.433,96             |
| IGH-R-A                | 154,89   | 125,10   | 125,60   | 30.6.2014          | -7,65          | 2.480,00   | 342.170,63    | 33,18                 |
| INA-R-A                | 4.199,00 | 3.400,00 | 3.935,00 | 27.6.2014          | 9,31           | 690,00     | 2.620.521,75  | 39.350,00             |
| INGR-R-A               | 2,85     | 2,43     | 2,70     | 30.6.2014          | 6,30           | 499.254,00 | 1.343.364,75  | 36,57                 |
| KOEI-R-A               | 699,00   | 641,00   | 678,00   | 30.6.2014          | 2,73           | 8.390,00   | 5.592.582,05  | 1.743,90              |
| LEDO-R-A               | 9.000,00 | 8.370,00 | 8.850,00 | 30.6.2014          | 5,86           | 1.756,00   | 15.445.008,44 | 2.778,19              |
| LKPC-R-A               | 535,00   | 475,05   | 515,05   | 30.6.2014          | 3,22           | 1.793,00   | 919.824,44    | 217,85                |
| MDKA-R-A               | 8.000,00 | 7.750,00 | 7.750,00 | 26.6.2014          | -1,90          | 28,00      | 222.000,00    | 234,00                |
| MGMA-R-A               | 1,96     | 1,61     | 1,70     | 27.6.2014          | -8,11          | 33.260,00  | 59.764,70     | 8,29                  |
| OPTE-R-A               | 5,90     | 4,55     | 5,33     | 30.6.2014          | 6,81           | 5.713,00   | 29.705,02     | 15,03                 |
| PODR-R-A               | 309,00   | 285,70   | 304,54   | 30.6.2014          | 3,97           | 32.831,00  | 9.826.816,01  | 1.650,61              |
| PTKM-R-A               | 55,73    | 41,01    | 41,90    | 30.6.2014          | -4,77          | 112.134,00 | 5.419.050,61  | 185,89                |
| ULPL-R-A               | 189,97   | 167,00   | 173,00   | 30.6.2014          | 1,17           | 1.338,00   | 233.515,15    | 100,34                |
| ULJN-R-A               | 58,82    | 58,82    | 58,82    | 2.6.2014           | 30,71          | 10,00      | 588,20        | 197,41                |
| VART-R-1               | 17,79    | 15,33    | 15,33    | 30.6.2014          | -10,87         | 29.791,00  | 495.007,11    | 34,04                 |
| VERN-R-A               | 41,00    | 38,01    | 38,05    | 30.6.2014          | 2,81           | 1.984,00   | 78.473,15     | 70,20                 |
| VIRO-R-A               | 437,00   | 400,00   | 400,08   | 30.6.2014          | -5,86          | 1.667,00   | 682.459,65    | 554,78                |
| <b>Regular market</b>  |          |          |          |                    |                |            |               |                       |
| ACI-R-A                | 5.700,00 | 5.073,60 | 5.700,00 | 30.6.2014          | 9,62           | 45,00      | 243.689,03    | 633,04                |
| ADRS-P-A               | 282,50   | 270,75   | 277,00   | 30.6.2014          | 0,73           | 25.224,00  | 7.043.804,81  | 1.879,20              |
| ADRS-R-A               | 305,00   | 275,00   | 300,00   | 30.6.2014          | 7,53           | 25.443,00  | 7.474.608,92  | 2.884,77              |
| ARNT-R-A               | 389,99   | 285,00   | 382,00   | 30.6.2014          | 34,51          | 15.774,00  | 5.194.652,78  | 833,72                |
| ATLN-R-A               | 54,94    | 47,00    | 52,91    | 30.6.2014          | 13,06          | 6.078,00   | 308.224,34    | 176,50                |
| ATPL-R-A               | 354,80   | 320,00   | 332,87   | 30.6.2014          | 0,82           | 10.261,00  | 3.463.952,94  | 464,53                |
| AUHR-R-A               | 356,12   | 326,72   | 356,12   | 27.6.2014          | 12,74          | 1.385,00   | 461.895,83    | 178,06                |
| BD62-R-A               | 18,50    | 13,00    | 15,17    | 30.6.2014          | 16,69          | 17.974,00  | 299.521,19    | 11,41                 |
| BLJE-R-A               | 48,48    | 33,00    | 42,95    | 30.6.2014          | 23,28          | 192.899,00 | 7.837.547,59  | 352,86                |
| BPBA-R-A               | 8,40     | 6,49     | 7,00     | 30.6.2014          | 9,38           | 15.448,00  | 115.919,89    | 12,51                 |
| BRIN-R-A               | 17,50    | 16,00    | 17,50    | 30.6.2014          | 9,38           | 851,00     | 13.905,78     | 8,86                  |
| CHAG-R-A               | 231,00   | 229,99   | 231,00   | 16.6.2014          | -3,75          | 80,00      | 18.449,70     | 27,83                 |
| CKML-R-A               | 3.300,00 | 3.200,00 | 3.300,00 | 13.6.2014          | 1,54           | 94,00      | 306.032,02    | 346,50                |
| DDJH-R-A               | 41,70    | 27,45    | 36,51    | 30.6.2014          | 30,39          | 96.125,00  | 3.513.442,06  | 118,19                |
| ELKP-R-A               | 303,03   | 303,00   | 303,03   | 13.6.2014          | 1,01           | 70,00      | 21.211,92     | 27,21                 |
| ERNT-R-A               | 1.395,00 | 1.295,00 | 1.366,15 | 30.6.2014          | 4,29           | 14.948,00  | 20.417.517,46 | 1.819,23              |
| FMPS-R-A               | 14,35    | 14,11    | 14,35    | 13.6.2014          | 10,38          | 1.094,00   | 15.650,90     | 28,75                 |
| FNVC-R-A               | 38,00    | 24,11    | 24,11    | 23.6.2014          | -25,19         | 61,00      | 1.779,10      | 14,89                 |
| HBRL-R-A               | 8,25     | 7,25     | 8,25     | 27.6.2014          | 8,41           | 42.061,00  | 330.116,02    | 118,42                |
| HCVT-R-A               | 230,00   | 190,01   | 222,10   | 30.6.2014          | 3,30           | 1.274,00   | 274.865,12    | 136,41                |
| HDEL-R-A               | 33,32    | 28,15    | 31,00    | 23.6.2014          | -8,20          | 1.756,00   | 52.345,24     | 19,34                 |
| HIMR-R-A               | 395,46   | 340,01   | 395,46   | 27.6.2014          | 9,85           | 1.257,00   | 464.636,70    | 251,46                |
| HMAM-R-A               | 174,00   | 155,01   | 174,00   | 27.6.2014          | 12,25          | 155,00     | 24.422,73     | 194,79                |
| HMDN-R-A               | 60,01    | 50,00    | 51,26    | 23.6.2014          | -14,58         | 156,00     | 8.551,88      | 20,19                 |
| HMST-R-A               | 264,55   | 205,00   | 264,50   | 30.6.2014          | 25,95          | 4.223,00   | 972.217,17    | 136,41                |
| HPB-R-A                | 899,98   | 752,00   | 899,98   | 20.6.2014          | 12,50          | 19,00      | 15.175,88     | 535,34                |
| HTCP-R-A               | 125,02   | 125,02   | 125,02   | 3.6.2014           | 0,00           | 78,00      | 9.751,56      | 68,54                 |
| HTPK-R-A               | 53,00    | 40,00    | 49,00    | 26.6.2014          | 11,39          | 1.326,00   | 64.177,29     | 20,94                 |
| HTPO-R-A               | 56,06    | 56,00    | 56,06    | 9.6.2014           | 0,11           | 401,00     | 22.460,50     | 9,86                  |

|           | High      | Low       | Last      | Date of last trade | Net change (%) | Volume    | Turnover      | Market Capitalization |
|-----------|-----------|-----------|-----------|--------------------|----------------|-----------|---------------|-----------------------|
| HUPZ-R-A  | 1.689,00  | 1.372,01  | 1.640,00  | 30.6.2014          | 16,31          | 3.261,00  | 5.276.842,92  | 736,66                |
| HZLA-R-A  | 53,99     | 42,05     | 53,99     | 30.6.2014          | 28,21          | 587,00    | 27.861,30     | 39,17                 |
| HZVG-R-A  | 21,00     | 21,00     | 21,00     | 24.6.2014          | 0,00           | 338,00    | 7.098,00      | 6,36                  |
| IKBA-P-A  | 990,00    | 990,00    | 990,00    | 2.6.2014           | 0,00           | 6,00      | 5.940,00      | 3,00                  |
| IKBA-R-A  | 1.000,00  | 1.000,00  | 1.000,00  | 30.6.2014          | 2,04           | 34,00     | 34.000,00     | 144,97                |
| ILRA-R-A  | 500,00    | 500,00    | 500,00    | 5.6.2014           | 25,00          | 500,00    | 250.000,00    | 124,69                |
| IMZV-R-A  | 80,00     | 70,01     | 75,00     | 12.6.2014          | 7,11           | 132,00    | 9.900,60      | 16,90                 |
| IPKK-R-A  | 145,00    | 128,61    | 145,00    | 26.6.2014          | 12,84          | 479,00    | 65.198,38     | 103,69                |
| JAKT-R-A  | 24,98     | 24,42     | 24,98     | 27.6.2014          | 2,71           | 600,00    | 14.925,44     | 19,78                 |
| JDBA-R-A  | 945,00    | 940,00    | 940,00    | 30.6.2014          | 0,00           | 1.472,00  | 1.383.695,00  | 112,45                |
| JDGT-R-A  | 710,00    | 689,00    | 689,00    | 27.6.2014          | 0,56           | 83,00     | 58.349,05     | 76,37                 |
| JDOS-R-A  | 3.149,99  | 2.900,00  | 3.000,00  | 30.6.2014          | 1,52           | 124,00    | 372.262,87    | 375,00                |
| JDPL-R-A  | 144,77    | 125,36    | 131,55    | 30.6.2014          | -8,65          | 6.019,00  | 809.199,10    | 215,30                |
| JDRA-R-A  | 710,00    | 700,00    | 701,50    | 30.6.2014          | 0,21           | 16.042,00 | 11.229.745,02 | 233,24                |
| JDTC-R-A  | 28,87     | 28,87     | 28,87     | 23.6.2014          | -5,99          | 813,00    | 23.471,31     | 4,09                  |
| JMNC-R-A  | 71.000,00 | 65.000,00 | 71.000,00 | 27.6.2014          | 9,23           | 45,00     | 3.091.382,81  | 1.570,95              |
| JNAF-R-A  | 2.576,00  | 2.400,00  | 2.480,00  | 30.6.2014          | 3,33           | 61,00     | 150.220,94    | 2.498,99              |
| KABA-R-A  | 11,55     | 9,00      | 10,00     | 26.6.2014          | 0,10           | 12.000,00 | 121.295,00    | 13,28                 |
| KBZ-R-A   | 131,00    | 100,46    | 131,00    | 30.6.2014          | -8,60          | 956,00    | 107.211,70    | 244,38                |
| KODT-P-A  | 1.010,00  | 954,98    | 990,00    | 30.6.2014          | -1,00          | 158,00    | 155.060,50    | 60,81                 |
| KODT-R-A  | 1.039,00  | 975,00    | 1.036,98  | 23.6.2014          | 3,70           | 217,00    | 217.436,76    | 201,37                |
| KOKA-R-A  | 217,51    | 215,00    | 217,51    | 27.6.2014          | 1,11           | 5.040,00  | 1.083.754,30  | 196,46                |
| KORF-R-A  | 214,98    | 185,20    | 207,01    | 30.6.2014          | 7,05           | 71.615,00 | 14.194.682,01 | 1.545,79              |
| KRAS-R-A  | 326,00    | 313,00    | 320,00    | 30.6.2014          | 2,24           | 2.253,00  | 721.920,48    | 439,56                |
| KSST-R-A  | 449,00    | 322,00    | 325,60    | 30.6.2014          | -18,19         | 119,00    | 41.321,07     | 36,99                 |
| KTJV-R-A  | 17,00     | 14,60     | 16,00     | 27.6.2014          | 0,00           | 1.008,00  | 15.956,11     | 91,62                 |
| LKRI-R-A  | 79,36     | 71,01     | 73,80     | 30.6.2014          | -1,51          | 11.668,00 | 862.973,02    | 441,36                |
| LPLH-R-A  | 145,40    | 124,10    | 144,90    | 27.6.2014          | 2,77           | 3.042,00  | 427.283,23    | 95,98                 |
| LRH-R-A   | 2.550,00  | 2.284,00  | 2.400,00  | 30.6.2014          | -3,19          | 190,00    | 461.568,29    | 726,34                |
| LURA-R-A  | 325,00    | 304,50    | 315,00    | 26.6.2014          | 5,00           | 726,00    | 226.206,00    | 945,00                |
| LVCV-R-A  | 85,00     | 68,69     | 68,69     | 30.6.2014          | -14,03         | 60,00     | 4.623,24      | 32,85                 |
| MAIS-R-A  | 135,00    | 93,55     | 126,96    | 30.6.2014          | 39,52          | 2.422,00  | 270.892,80    | 1.389,49              |
| MLNR-R-A  | 365,00    | 365,00    | 365,00    | 2.6.2014           | -3,95          | 13,00     | 4.745,00      | 71,32                 |
| NVBA-R-A  | 9,00      | 9,00      | 9,00      | 13.6.2014          | 0,00           | 5,00      | 45,00         | 3,84                  |
| PBZ-R-A   | 469,02    | 435,00    | 451,00    | 30.6.2014          | 7,38           | 1.798,00  | 809.965,49    | 8.602,72              |
| PDBA-R-A  | 200,00    | 200,00    | 200,00    | 26.6.2014          | 0,00           | 106,00    | 21.200,00     | 133,75                |
| PIKR-R-A  | 125,13    | 121,77    | 125,00    | 27.6.2014          | -3,86          | 520,00    | 64.711,90     | 29,18                 |
| PIVK-R-A  | 171,00    | 171,00    | 171,00    | 30.6.2014          | 13,25          | 36,00     | 6.156,00      | 54,25                 |
| PLAG-R-A  | 3.599,00  | 3.000,00  | 3.500,00  | 27.6.2014          | 20,48          | 173,00    | 563.688,15    | 1.912,11              |
| PUNT-R-A  | 0,77      | 0,77      | 0,77      | 26.6.2014          | 0,00           | 1.376,00  | 1.059,52      | 1,03                  |
| RIZO-R-A  | 68,60     | 48,80     | 56,03     | 30.6.2014          | 14,82          | 8.379,00  | 483.263,18    | 20,97                 |
| SAPN-R-A  | 209,46    | 190,00    | 208,00    | 30.6.2014          | 4,00           | 2.952,00  | 591.814,02    | 136,98                |
| SLPF-R-A  | 37,98     | 32,00     | 32,50     | 27.6.2014          | -18,14         | 6.706,00  | 227.597,05    | 108,76                |
| SLRS-R-A  | 710,00    | 610,00    | 700,00    | 20.6.2014          | 15,13          | 350,00    | 234.540,01    | 432,40                |
| SNBA-R-A  | 40,00     | 36,49     | 39,99     | 30.6.2014          | 2,54           | 876,00    | 33.657,53     | 36,75                 |
| SPVA-R-A  | 24,93     | 24,93     | 24,93     | 20.6.2014          | -4,12          | 50,00     | 1.246,50      | 6,89                  |
| SSNC-P-A1 | 550,00    | 500,02    | 550,00    | 20.6.2014          | 42,27          | 13,00     | 7.000,06      | 10,01                 |
| SUNH-R-A  | 15,00     | 15,00     | 15,00     | 26.6.2014          | 33,10          | 225,00    | 3.375,00      | 125,12                |
| THNK-R-A  | 459,90    | 415,08    | 450,00    | 30.6.2014          | 5,63           | 748,00    | 325.749,08    | 85,26                 |
| TISK-R-A  | 195,00    | 155,00    | 190,00    | 30.6.2014          | 18,75          | 3.045,00  | 514.463,71    | 453,45                |
| TKPR-R-A  | 300,00    | 300,00    | 300,00    | 11.6.2014          | 0,00           | 13,00     | 3.900,00      | 24,55                 |
| TLM-R-A   | 11,00     | 7,55      | 7,55      | 30.6.2014          | -70,96         | 110,00    | 1.020,25      | 13,89                 |
| TRFM-R-A  | 150,00    | 145,00    | 150,00    | 30.6.2014          | -28,57         | 144,00    | 21.272,00     | 5,40                  |
| TRMD-R-A  | 20,00     | 20,00     | 20,00     | 27.6.2014          | 0,00           | 100,00    | 2.000,00      | 4,62                  |
| TUHO-R-A  | 2.188,00  | 1.930,00  | 2.130,00  | 30.6.2014          | 9,23           | 1.311,00  | 2.721.043,89  | 840,83                |
| VDKT-R-A  | 268,40    | 225,00    | 251,02    | 30.6.2014          | 9,14           | 3.074,00  | 755.640,76    | 114,67                |
| VLEN-R-B  | 5,70      | 4,70      | 4,70      | 27.6.2014          | -37,33         | 3.893,00  | 20.190,10     | 65,07                 |
| VPIK-R-A  | 107,73    | 79,02     | 106,08    | 30.6.2014          | 32,60          | 35.539,00 | 3.442.555,57  | 159,70                |

|                   | High     | Low      | Last     | Date of last trade | Net change (%) | Volume     | Turnover     | Market Capitalization |
|-------------------|----------|----------|----------|--------------------|----------------|------------|--------------|-----------------------|
| ZABA-R-A          | 35,99    | 30,00    | 34,55    | 30.6.2014          | 12,54          | 128.473,00 | 4.342.697,25 | 11.064,36             |
| ZLAR-R-A          | 9,50     | 9,50     | 9,50     | 18.6.2014          | -26,92         | 7,00       | 66,50        | 17,47                 |
| ZTNJ-R-A          | 199,97   | 185,00   | 199,97   | 23.6.2014          | 8,09           | 65,00      | 12.055,06    | 41,12                 |
| ZVCV-R-A          | 76,95    | 68,75    | 75,96    | 27.6.2014          | -2,57          | 305,00     | 22.683,67    | 23,38                 |
| ZVZD-R-A          | 3.249,99 | 2.777,53 | 2.982,96 | 30.6.2014          | 2,90           | 249,00     | 738.239,48   | 299,06                |
| <b>MTF-Fortis</b> |          |          |          |                    |                |            |              |                       |
| BCIN-R-A          | 450,00   | 373,50   | 439,80   | 26.6.2014          | 15,74          | 1.700,00   | 686.943,65   | 73,23                 |
| EPLT-R-A          | 860,00   | 800,00   | 860,00   | 23.6.2014          | -2,82          | 3.800,00   | 3.195.000,00 | 382,06                |
| FRNK-R-A          | 519,99   | 505,00   | 505,00   | 26.6.2014          | -0,07          | 335,00     | 169.804,46   | 215,72                |
| GBRT-R-A          | 700,00   | 700,00   | 700,00   | 24.6.2014          | 0,00           | 10,00      | 7.000,00     | 47,67                 |
| HMNS-R-A          | 33,00    | 33,00    | 33,00    | 24.6.2014          | 0,00           | 100,00     | 3.300,00     | 44,26                 |
| KOTR-P-A          | 1.333,00 | 1.110,00 | 1.300,00 | 30.6.2014          | 11,11          | 127,00     | 151.682,70   | 35,27                 |
| KTKA-R-A          | 490,00   | 490,00   | 490,00   | 9.6.2014           | 22,50          | 24,00      | 11.760,00    | 16,21                 |
| LCDS-R-A          | 14,47    | 12,50    | 14,00    | 30.6.2014          | 11,29          | 2.517,00   | 34.295,78    | 35,44                 |
| MIVA-R-A          | 222,00   | 220,04   | 222,00   | 26.6.2014          | 0,89           | 168,00     | 37.156,84    | 14,41                 |
| NEXE-R-A          | 90,00    | 85,00    | 85,00    | 30.6.2014          | 0,00           | 1.160,00   | 98.850,00    | 804,42                |
| OPEK-R-A          | 124,89   | 124,89   | 124,89   | 30.6.2014          | -8,73          | 1.030,00   | 128.636,70   | 64,44                 |
| PRFC-R-A          | 26,39    | 23,00    | 23,00    | 30.6.2014          | -10,85         | 6.361,00   | 156.441,77   | 90,00                 |
| RIVP-R-A          | 18,79    | 15,16    | 16,52    | 30.6.2014          | 7,97           | 84.088,00  | 1.445.492,86 | 1.760,15              |
| SM86-R-A          | 148,00   | 144,00   | 148,00   | 12.6.2014          | 2,07           | 1.110,00   | 162.540,00   | 20,19                 |
| SNHO-R-A          | 212,99   | 169,33   | 194,00   | 30.6.2014          | 14,12          | 18.468,00  | 3.591.480,86 | 517,98                |
| THMT-R-A          | 141,00   | 139,99   | 141,00   | 10.6.2014          | 0,69           | 105,00     | 14.752,48    | 37,83                 |
| TNPL-R-A          | 303,00   | 285,05   | 303,00   | 26.6.2014          | 1,00           | 312,00     | 91.095,47    | 189,79                |
| TSHC-R-A          | 8.700,00 | 8.700,00 | 8.700,00 | 10.6.2014          | -3,33          | 40,00      | 348.000,00   | 117,89                |
| VLHO-R-A          | 198,95   | 174,20   | 194,99   | 30.6.2014          | 8,33           | 17.230,00  | 3.290.091,95 | 1.288,91              |
| ZEP-R-A           | 35,05    | 35,05    | 35,05    | 5.6.2014           | -19,43         | 9,00       | 315,45       | 2,65                  |

## 6. Equity Block Turnover

(All prices and turnover in HRK)

|                        | High     | Low      | Volume  | Turnover   |
|------------------------|----------|----------|---------|------------|
| <b>Official market</b> |          |          |         |            |
| HT-R-A                 | 157,00   | 155,00   | 137.633 | 21.435.748 |
| LEDO-R-A               | 9.000,00 | 9.000,00 | 345     | 3.105.000  |
| <b>Regular Market</b>  |          |          |         |            |
| ADRS-R-A               | 300,00   | 300,00   | 15.000  | 4.500.000  |
| ERNT-R-A               | 1.370,00 | 1.370,00 | 2.000   | 2.740.000  |

## 7. Bonds performance

(All prices in% of par value, turnover in Kunas)

|                         | High    | Low     | Last    | Date of last trade | Volume               | Turnover             |
|-------------------------|---------|---------|---------|--------------------|----------------------|----------------------|
| <b>Orderbook trades</b> |         |         |         |                    |                      |                      |
| FNOI-D-147A             | 99,11   | 99,11   | 99,11   | 23.6.2014          | 1.329                | 9.975                |
| FNOI-D-151A             | 96,00   | 95,61   | 95,61   | 27.6.2014          | 2.500                | 18.102               |
| FNOI-D-157A             | 93,00   | 92,61   | 92,61   | 27.6.2014          | 1.707                | 11.975               |
| FNOI-D-161A             | 91,00   | 89,41   | 89,41   | 27.6.2014          | 18.333               | 125.857              |
| FNOI-D-167A             | 88,70   | 85,50   | 88,70   | 30.6.2014          | 16.924               | 113.000              |
| FNOI-D-171A             | 82,50   | 82,26   | 82,26   | 27.6.2014          | 2.724                | 16.967               |
| FNOI-D-177A             | 79,50   | 79,26   | 79,26   | 27.6.2014          | 2.724                | 16.352               |
| FNOI-D-181A             | 76,00   | 73,26   | 73,26   | 27.6.2014          | 2.867                | 16.017               |
| FNOI-D-187A             | 74,00   | 71,26   | 71,26   | 27.6.2014          | 2.867                | 15.583               |
| FNOI-D-191A             | 70,00   | 67,26   | 67,26   | 27.6.2014          | 2.867                | 14.715               |
| FNOI-D-197A             | 64,50   | 64,26   | 64,26   | 27.6.2014          | 2.867                | 13.953               |
| RHMF-O-167A             | 105,60  | 105,60  | 105,60  | 18.6.2014          | 2.000.000            | 2.112.000            |
| RHMF-O-187A             | 105,50  | 104,51  | 105,50  | 11.6.2014          | 2.223.496            | 2.345.556            |
| RHMF-O-19BA             | 108,500 | 107,500 | 108,500 | 26.6.2014          | 1.059.500            | 8.645.060            |
| RHMF-O-203A             | 115,250 | 113,310 | 115,250 | 18.6.2014          | 523.500              | 602.878              |
| RHMF-O-227E             | 117,800 | 117,250 | 117,800 | 27.6.2014          | 450.000              | 4.002.174            |
| RHMF-O-247E             | 111,300 | 110,750 | 111,300 | 27.6.2014          | 520.000              | 4.363.781            |
| RIBA-O-177A             | 108,500 | 107,700 | 107,700 | 17.6.2014          | 108.500              | 889.239              |
| <b>Total</b>            |         |         |         |                    | <b>6.942.701,65</b>  | <b>23.333.185,33</b> |
| <b>Block trades</b>     |         |         |         |                    |                      |                      |
| JDGL-O-166A             | 98,50   | 98,50   | 98,50   | 17.6.2014          | 5.000.000            | 4.925.000            |
| RHMF-O-247E             | 111,95  | 111,00  | 111,95  | 30.6.2014          | 1.460.000            | 12.301.478           |
| <b>Total</b>            |         |         |         |                    | <b>6.460.000,00</b>  | <b>17.226.477,62</b> |
| <b>BONDS TOTAL</b>      |         |         |         |                    | <b>13.402.701,65</b> | <b>40.559.662,95</b> |

## 8. Structured Products Performance

(All prices and turnovers in Kunas, market capitalization in millions of Kunas)

|                       | High   | Low    | Last   | Date of last trade | Net change (%) | Volume | Turnover  | Market Capitalization |
|-----------------------|--------|--------|--------|--------------------|----------------|--------|-----------|-----------------------|
| <b>Regular Market</b> |        |        |        |                    |                |        |           |                       |
| EGB-S-LBU5            | 72,00  | 57,20  | 72,00  | 26.6.2014          | 13,2           | 178    | 10.677    | 18,0                  |
| EGB-S-LDX8            | 132,80 | 115,90 | 115,90 | 26.6.2014          | -9,7           | 594    | 77.246    | 29,0                  |
| EGB-S-LDXA            | 90,80  | 78,30  | 79,70  | 30.6.2014          | -5,8           | 740    | 60.628    | 19,9                  |
| EGB-S-LDXB            | 52,90  | 41,60  | 43,90  | 30.6.2014          | -10,0          | 5.277  | 246.832   | 11,0                  |
| EGB-S-LGD6            | 111,40 | 76,30  | 111,40 | 20.6.2014          | 36,4           | 240    | 24.014    | 11,1                  |
| EGB-S-LHT4            | 29,03  | 25,31  | 25,31  | 30.6.2014          | -12,8          | 20.211 | 561.617   | 0,6                   |
| EGB-S-LNG1            | 12,60  | 10,90  | 11,40  | 26.6.2014          | 0,9            | 268    | 3.167     | 28,5                  |
| EGB-S-LNG2            | 13,70  | 11,80  | 11,80  | 27.6.2014          | -6,3           | 163    | 2.145     | 29,5                  |
| EGB-S-LPT1            | 12,90  | 10,60  | 12,50  | 27.6.2014          | 7,8            | 208    | 2.487     | 3,1                   |
| EGB-S-LPT2            | 18,50  | 16,30  | 18,00  | 27.6.2014          | 2,9            | 178    | 3.087     | 4,5                   |
| EGB-S-LSL8            | 22,30  | 11,70  | 21,50  | 27.6.2014          | 83,8           | 1.822  | 33.500    | 10,8                  |
| EGB-S-LSP5            | 23,50  | 21,10  | 23,00  | 26.6.2014          | 9,5            | 1.392  | 30.609    | 23,0                  |
| EGB-S-LSP6            | 17,90  | 15,60  | 17,40  | 26.6.2014          | 16,1           | 3.459  | 57.831    | 17,4                  |
| EGB-S-LSP7            | 12,50  | 10,70  | 12,30  | 23.6.2014          | 10,8           | 3.208  | 37.313    | 12,3                  |
| EGB-S-LWL4            | 128,55 | 102,00 | 126,10 | 26.6.2014          | 25,6           | 39     | 4.405     | 31,5                  |
| EGB-S-SBU6            | 32,20  | 20,00  | 22,70  | 17.6.2014          | -1,7           | 139    | 3.516     | 5,7                   |
| EGB-S-SBU7            | 47,90  | 30,40  | 30,40  | 30.6.2014          | -33,9          | 80     | 3.067     | 7,6                   |
| EGB-S-SDX8            | 27,70  | 19,60  | 19,90  | 5.6.2014           | -10,0          | 3.436  | 82.900    | 5,0                   |
| EGB-S-SDX9            | 72,60  | 54,50  | 72,50  | 26.6.2014          | 20,2           | 23.392 | 1.430.338 | 18,1                  |
| EGB-S-SHT3            | 31,50  | 27,85  | 31,50  | 27.6.2014          | 6,8            | 17.375 | 498.118   | 0,5                   |
| EGB-S-SNG3            | 6,40   | 6,00   | 6,40   | 27.6.2014          | 8,5            | 345    | 2.151     | 16,0                  |
| EGB-S-SNG4            | 5,00   | 3,40   | 5,00   | 27.6.2014          | 11,1           | 1.545  | 6.330     | 12,5                  |
| EGB-S-SPT1            | 11,70  | 11,70  | 11,70  | 3.6.2014           | 6,4            | 1      | 12        | 2,9                   |
| EGB-S-SPT2            | 17,20  | 17,20  | 17,20  | 3.6.2014           | 5,8            | 1      | 17        | 4,3                   |
| EGB-S-SSL5            | 30,20  | 19,30  | 20,80  | 30.6.2014          | -28,8          | 427    | 10.262    | 10,4                  |
| EGB-S-SSL6            | 16,10  | 7,60   | 8,60   | 30.6.2014          | -44,9          | 1.232  | 12.661    | 4,3                   |
| EGB-S-SSP6            | 6,60   | 4,10   | 4,10   | 30.6.2014          | -37,9          | 56.919 | 305.601   | 4,1                   |
| EGB-S-SSP7            | 11,40  | 9,70   | 9,80   | 30.6.2014          | -8,4           | 19.680 | 205.839   | 9,8                   |
| EGB-S-SWL5            | 32,80  | 15,30  | 15,30  | 12.6.2014          | -35,7          | 1.061  | 18.618    | 3,8                   |
| <b>MTF-Alter</b>      |        |        |        |                    |                |        |           |                       |
| EGB-S-LDX5            | 207,00 | 207,00 | 207,00 | 5.6.2014           | 4,9            | 400    | 82.800    | 51,8                  |
| EGB-S-LDX7            | 171,70 | 156,90 | 156,90 | 26.6.2014          | -6,0           | 222    | 37.276    | 39,2                  |
| EGB-S-LSP3            | 34,60  | 32,80  | 34,00  | 26.6.2014          | 13,3           | 51     | 1.724     | 34,0                  |
| EGB-S-LSP4            | 29,30  | 27,20  | 28,60  | 26.6.2014          | 17,2           | 84     | 2.373     | 28,6                  |
| EGB-S-SGD5            | 224,40 | 181,50 | 181,50 | 24.6.2014          | -13,9          | 349    | 74.618    | 18,2                  |
| EGB-S-SWL4            | 124,80 | 115,40 | 115,40 | 12.6.2014          | -9,0           | 117    | 14.432    | 28,9                  |

## 9. OTC Turnover

(All prices in % of par value, turnover in Kunas)

|             | High    | Low     | Last    | Date of last trade | Volume  | Turnover  |
|-------------|---------|---------|---------|--------------------|---------|-----------|
| ADRS-P-A    | 279,900 | 279,900 | 279,900 | 4.6.2014           | 200     | 55.980    |
| ATGR-O-169A | 106,000 | 106,000 | 106,000 | 27.6.2014          | 100.000 | 106.000   |
| FMPS-R-A    | 17,000  | 15,000  | 15,000  | 12.6.2014          | 466.527 | 7.093.891 |
| FNOI-D-147A | 99,522  | 99,522  | 99,522  | 11.6.2014          | 138     | 1.040     |
| FNOI-D-151A | 95,202  | 95,202  | 95,202  | 11.6.2014          | 138     | 994       |
| FNOI-D-157A | 91,136  | 91,136  | 91,136  | 11.6.2014          | 138     | 952       |
| FNOI-D-161A | 87,178  | 87,178  | 87,178  | 11.6.2014          | 138     | 911       |

|              | High     | Low      | Last     | Date of last trade | Volume             | Turnover             |
|--------------|----------|----------|----------|--------------------|--------------------|----------------------|
| FNOI-D-167A  | 83,438   | 83,438   | 83,438   | 11.6.2014          | 138                | 872                  |
| FNOI-D-171A  | 79,814   | 79,814   | 79,814   | 11.6.2014          | 138                | 834                  |
| FNOI-D-177A  | 76,408   | 76,408   | 76,408   | 11.6.2014          | 138                | 798                  |
| FNOI-D-181A  | 73,088   | 73,088   | 73,088   | 11.6.2014          | 138                | 763                  |
| FNOI-D-187A  | 69,972   | 69,972   | 69,972   | 11.6.2014          | 138                | 731                  |
| FNOI-D-191A  | 66,935   | 66,935   | 66,935   | 11.6.2014          | 138                | 699                  |
| FNOI-D-197A  | 64,072   | 64,072   | 64,072   | 11.6.2014          | 138                | 669                  |
| HP-O-155A    | 104,000  | 103,750  | 104,000  | 11.6.2014          | 55.000             | 57.075               |
| HUPZ-R-A     | 1600,000 | 1400,000 | 1600,000 | 23.6.2014          | 1.006              | 1.608.800            |
| KBZ-R-A      | 231,250  | 231,250  | 231,250  | 6.6.2014           | 2.842              | 657.213              |
| PTKM-M-430A  | 98,937   | 98,937   | 98,937   | 30.6.2014          | 700.000            | 692.559              |
| RHMF-O-157A  | 103,300  | 103,200  | 103,300  | 16.6.2014          | 6.450.000          | 50.460.756           |
| RHMF-O-15CA  | 104,150  | 103,750  | 104,150  | 30.6.2014          | 62.321.000         | 64.786.448           |
| RHMF-O-167A  | 106,200  | 105,050  | 106,200  | 30.6.2014          | 224.960.000        | 237.469.160          |
| RHMF-O-172A  | 104,300  | 102,700  | 104,300  | 26.6.2014          | 155.150.000        | 160.744.350          |
| RHMF-O-17BA  | 109,400  | 107,800  | 109,400  | 30.6.2014          | 32.800.000         | 35.631.500           |
| RHMF-O-187A  | 105,400  | 105,000  | 105,400  | 26.6.2014          | 60.335.000         | 63.446.750           |
| RHMF-O-19BA  | 108,310  | 106,800  | 108,100  | 30.6.2014          | 43.719.660         | 356.551.717          |
| RHMF-O-203A  | 115,30   | 115,30   | 115,30   | 18.6.2014          | 500.000            | 576.500              |
| RHMF-O-203E  | 114,100  | 113,000  | 114,000  | 26.6.2014          | 10.502.000         | 90.317.894           |
| RHMF-O-227E  | 117,850  | 114,750  | 117,850  | 27.6.2014          | 8.450.000          | 73.875.111           |
| RHMF-O-247E  | 112,100  | 109,700  | 111,400  | 30.6.2014          | 40.301.800         | 338.689.886          |
| RIBA-O-17BA  | 103,876  | 103,000  | 103,875  | 30.6.2014          | 41.000.000         | 42.412.060           |
| <b>Total</b> |          |          |          |                    | <b>687.816.553</b> | <b>1.525.242.911</b> |

## 10. Top 10 Members

### 10.1. Top 10 Members by Equity Turnover

| Rank | Member                                 | Equity turnover (HRK) | Market share (%) |
|------|--|-----------------------|------------------|
| 1    | Erste&Steiermarkische Bank d.d.        | 127.182.214           | 25,48            |
| 2    | Interkapital vrijednosni papiri d.o.o. | 118.409.795           | 23,72            |
| 3    | Fima vrijednosnice d.o.o.              | 46.665.993            | 9,35             |
| 4    | Agram brokeri d.d.                     | 38.305.114            | 7,67             |
| 5    | Zagrebačka banka d.d.                  | 35.892.207            | 7,19             |
| 6    | HITA vrijednosnice d.d.                | 33.875.687            | 6,79             |
| 7    | Privredna banka Zagreb d.d.            | 33.740.892            | 6,76             |
| 8    | Raiffeisenbank Austria d.d.            | 17.905.025            | 3,59             |
| 9    | Hypo Alpe-Adria-Bank d.d.              | 14.560.184            | 2,92             |
| 10   | OTP banka d.d.                         | 6.434.803             | 1,29             |

### 10.2. Top 10 Members by Structured Products Turnover

| Rank | Member                                 | Structured products turnover (HRK) | Market share (%) |
|------|--|------------------------------------|------------------|
| 1    | Erste&Steiermarkische Bank d.d.        | 4.315.787                          | 54,66            |
| 2    | Agram brokeri d.d.                     | 1.125.330                          | 14,25            |
| 3    | Interkapital vrijednosni papiri d.o.o. | 697.403                            | 8,83             |
| 4    | Privredna banka Zagreb d.d.            | 681.589                            | 8,63             |
| 5    | HITA vrijednosnice d.d.                | 559.675                            | 7,09             |
| 6    | Fima vrijednosnice d.o.o.              | 391.584                            | 4,96             |
| 7    | Zagrebačka banka d.d.                  | 100.209                            | 1,27             |
| 8    | Antea brokeri d.o.o.                   | 24.837                             | 0,31             |

### 10.3. Top 10 Members by Bond Turnover

| Rank | Member                                 | Bond turnover (HRK) | Market share (%) |
|------|--|---------------------|------------------|
| 1    | Interkapital vrijednosni papiri d.o.o. | 34.485.262          | 42,51            |
| 2    | Raiffeisenbank Austria d.d.            | 12.912.074          | 15,92            |
| 3    | Podravska banka d.d.                   | 11.509.018          | 14,19            |
| 4    | Erste&Steiermarkische Bank d.d.        | 10.748.617          | 13,25            |
| 5    | Zagrebačka banka d.d.                  | 5.932.846           | 7,31             |
| 6    | Privredna banka Zagreb d.d.            | 4.510.811           | 5,56             |
| 7    | Croatia banka d.d.                     | 469.709             | 0,58             |
| 8    | Hypo Alpe-Adria-Bank d.d.              | 409.197             | 0,50             |
| 9    | Fima vrijednosnice d.o.o.              | 67.555              | 0,08             |
| 10   | HITA vrijednosnice d.d.                | 45.272              | 0,06             |



## 10.4. Top 10 Members by Total Turnover

| Rank | Member                                 | Total turnover (HRK) | Market share (%) |
|------|--|----------------------|------------------|
| 1    | Interkapital vrijednosni papiri d.o.o. | 153.592.461          | 26,11            |
| 2    | Erste&Steiermarkische Bank d.d.        | 142.246.618          | 24,18            |
| 3    | Fima vrijednosnice d.o.o.              | 47.125.132           | 8,01             |
| 4    | Zagrebačka banka d.d.                  | 41.925.262           | 7,13             |
| 5    | Agram brokeri d.d.                     | 39.430.444           | 6,70             |
| 6    | Privredna banka Zagreb d.d.            | 38.933.292           | 6,62             |
| 7    | HITA vrijednosnice d.d.                | 34.480.634           | 5,86             |
| 8    | Raiffeisenbank Austria d.d.            | 30.817.099           | 5,24             |
| 9    | Hypo Alpe-Adria-Bank d.d.              | 14.969.381           | 2,55             |
| 10   | Podravska banka d.d.                   | 13.843.230           | 2,35             |

## 11. Best Performing Stocks

| Symbol    | Issuer                    | May      |           | June     |           | %     |
|-----------|---------------------------|----------|-----------|----------|-----------|-------|
|           |                           | Price    | Date      | Price    | Date      |       |
| SSNC-P-A1 | Banco Popolare Croatia    | 386,58   | 24.4.2014 | 550,00   | 20.6.2014 | 42,27 |
| MAIS-R-A  | Maistra d. d.             | 91,00    | 30.5.2014 | 126,96   | 30.6.2014 | 39,52 |
| ARNT-R-A  | Arenaturist d. d.         | 284,00   | 30.5.2014 | 382,00   | 30.6.2014 | 34,51 |
| SUNH-R-A  | Sunčani Hvar d.d.         | 11,27    | 23.5.2014 | 15,00    | 26.6.2014 | 33,10 |
| VPIK-R-A  | Vupik d.d.                | 80,00    | 30.5.2014 | 106,08   | 30.6.2014 | 32,60 |
| ULJN-R-A  | ULJANIK d. d.             | 45,00    | 12.5.2014 | 58,82    | 2.6.2014  | 30,71 |
| DDJH-R-A  | Đuro Đaković holding d.d. | 28,00    | 30.5.2014 | 36,51    | 30.6.2014 | 30,39 |
| HZLA-R-A  | Hoteli Zlatni rat d.d.    | 42,11    | 30.5.2014 | 53,99    | 30.6.2014 | 28,21 |
| HMST-R-A  | Hoteli Maestral d.d.      | 210,00   | 30.5.2014 | 264,50   | 30.6.2014 | 25,95 |
| ILRA-R-A  | Ilirija d.d.              | 400,01   | 30.5.2014 | 500,00   | 5.6.2014  | 25,00 |
| BLJE-R-A  | Belje d.d. Darda          | 34,84    | 30.5.2014 | 42,95    | 30.6.2014 | 23,28 |
| KTKA-R-A  | KOTKA d.d.                | 400,00   | 27.5.2014 | 490,00   | 9.6.2014  | 22,50 |
| PLAG-R-A  | Plava laguna d.d.         | 2.905,00 | 30.5.2014 | 3.500,00 | 27.6.2014 | 20,48 |
| TISK-R-A  | Tisak d.d.                | 160,00   | 27.5.2014 | 190,00   | 30.6.2014 | 18,75 |
| BD62-R-A  | Badel 1862 d.d.           | 13,00    | 30.5.2014 | 15,17    | 30.6.2014 | 16,69 |

## 12. Under Performing Stocks

| Symbol   | Issuer                                      | May    |           | June   |           | %      |
|----------|---|--------|-----------|--------|-----------|--------|
|          |   | Price  | Date      | Price  | Date      |        |
| TLM-R-A  | TLM d.d.                                    | 26,00  | 24.3.2011 | 7,55   | 30.6.2014 | -70,96 |
| VLEN-R-B | Viktor Lenac d.d.                           | 7,50   | 29.7.2013 | 4,70   | 27.6.2014 | -37,33 |
| TRFM-R-A | Terra firma d. d.                           | 209,99 | 29.5.2014 | 150,00 | 30.6.2014 | -28,57 |
| ZLAR-R-A | Zlatni rat d.d.                             | 13,00  | 28.4.2014 | 9,50   | 18.6.2014 | -26,92 |
| FNVC-R-A | Finvest Corp d. d.                          | 32,23  | 16.5.2014 | 24,11  | 23.6.2014 | -25,19 |
| ZEP-R-A  | Zagrebačko elektrotehničko<br>poduzeće d.d. | 43,50  | 30.4.2014 | 35,05  | 5.6.2014  | -19,43 |
| KSST-R-A | Kaštelanski staklenici d.d.                 | 398,00 | 30.5.2014 | 325,60 | 30.6.2014 | -18,19 |
| SLPF-R-A | Slavonski ZIF d.d.                          | 39,70  | 28.5.2014 | 32,50  | 27.6.2014 | -18,14 |
| HMDN-R-A | Hotel Medena d.d.                           | 60,01  | 30.5.2014 | 51,26  | 23.6.2014 | -14,58 |
| LVCV-R-A | Lavčević d.d.                               | 79,90  | 29.5.2014 | 68,69  | 30.6.2014 | -14,03 |
| VART-R-1 | Varteks d. d.                               | 17,20  | 30.5.2014 | 15,33  | 30.6.2014 | -10,87 |
| PRFC-R-A | Proficio d.d.                               | 25,80  | 30.5.2014 | 23,00  | 30.6.2014 | -10,85 |
| OPEK-R-A | Opeka d.d.                                  | 136,84 | 16.4.2014 | 124,89 | 30.6.2014 | -8,73  |
| JDPL-R-A | Jadroplov d.d.                              | 144,00 | 30.5.2014 | 131,55 | 30.6.2014 | -8,65  |
| KBZ-R-A  | Kreditna banka Zagreb d.d.                  | 143,32 | 7.5.2014  | 131,00 | 30.6.2014 | -8,60  |