



ZAGREBAČKA BURZA
THE ZAGREB STOCK EXCHANGE

Trading Summary First quarter of 2012

Zagreb, April 2012.

This publication was prepared and published by the Zagreb Stock Exchange Inc., Ivana Lučića 2a/22, Zagreb (hereinafter: Exchange).

The publication is intended to provide information to the public and shall not be deemed to constitute an offer or invitation to buy or advice on trade or investment in financial instruments or opinion on the terms of the purchase or sale of any financial instrument mentioned therein whether favourable or not, nor should it be relied on as a substitute for own judgement or assessment by any user of this publication.

The Exchange waives responsibility and liability for any damage which might arise out of the use of information contained therein.

Further use of information available in this publication is permitted by the Exchange provided that the source is cited.

Copyright © 2012. Zagrebačka burza d.d.
Zagreb
Ivana Lučića 2a

All rights reserved.

Content:

- 1. TRADING STATISTICS 1**
 - 1.1. GENERAL CHARACTERISTICS 1
 - 1.2. MONTHLY TRADING OVERVIEW 2
 - 1.3. STOCKS WITH THE HIGHEST MARKET CAPITALIZATION 4
 - 1.4. MOST ACTIVE STOCKS BY TURNOVER 5
 - 1.5. TURNOVER AND MARKET CAPITALIZATION BY SECTOR 6
 - 1.6. STOCKS PERFORMANCE 7
 - 1.7. EQUITY BLOCK TURNOVER 10
 - 1.8. BOND PERFORMANCE 10
 - 1.9. OTC TURNOVER 11
 - 1.10. TOP 10 MEMBERS BY EQUITY TURNOVER 13
 - 1.11. TOP 10 MEMBERS BY BOND TURNOVER 13
 - 1.12. TOP 10 MEMBERS BY TOTAL TURNOVER 13
 - 1.13. BEST PERFORMING STOCKS 14
 - 1.14. UNDER PERFORMING STOCKS 14
- 2. PRICES AND VOLUMES FOR THE MOST ACTIVE STOCKS 15**
- 3. LISTED COMPANIES 18**
- 4. LISTED BONDS 23**
- 5. LISTED RIGHTS 25**
- 6. LISTED COMMERCIAL PAPERS 25**

1. Trading statistics

1.1. General characteristics

(Market Capitalization in HRK millions)

	Fourth quarter of 2011	First quarter of 2012	% change
Orderbook turnover :			
Stocks	673.808.385	1.038.313.705	54,1%
Bonds	33.786.244	138.662.323	310,4%
Rights	0	0	-
Commercial Bills	0	0	-
Equity Block Turnover	9.184.600	2.796.300	-69,6%
Debt Block Turnover	46.167.813	106.029.803	129,7%
Total Turnover	762.947.042	1.285.802.130	68,5%
Orderbook volume			
Stocks	6.459.731	19.505.241	202,0%
Bonds	12.501.112	124.300.448	894,3%
Rights	0	0	-
Commercial Bills	0	0	-
Equity Block Volume	1.719	2.340	36,1%
Debt Block Volume	13.346.500	55.015.000	312,2%
Total Volume	32.309.062	198.823.029	515,4%
OTC trades			
Turnover	2.016.432.089	3.818.364.358	89,4%
Volume	964.137.664	1.763.816.862	82,9%
Number of trades	362	526	45,3%
CROBEX [®]	1.740,21	1.833,54	5,4%
CROBEX10 [®]	976,16	1.002,15	2,7%
CROBIS [®]	91,27	93,97	3,0%
CROBIStr [®]	101,8128	106,2849	4,4%
Number of trades	65.054	103.232	58,7%
Number of securities traded	243	258	6,2%
Number of trading days	63	64	1,6%
Market capitalization			
Stocks	130.630,7	132.224,4	1,2%
Bonds	54.102,9	55.481,5	2,5%
Total	184.733,5	187.706,0	1,6%
Average daily			
Turnover	12.110.271	20.090.658	65,9%
Volume	512.842	3.106.610	505,8%
Number of trades	1.033	1.613	56,1%

1.2. Monthly Trading Overview

(Market Capitalization in HRK millions)

Month	Number of trades		Volume		Number of securities traded	Market Capitalization
	Total	Average daily	Total	Average daily		
July	17.445	831	81.191.970	3.866.284	155	183.181,9
August	37.424	1.782	74.198.133	3.533.244	168	185.068,7
September	48.363	2.198	43.432.927	1.974.224	177	187.706,0
Total	103.232	1.613	198.823.029	3.106.610	209	

(Turnover in HRK millions)

Month	Equity		Bonds		Rights		Total turnover
	Turnover	%	Turnover	%	Turnover	%	
July	213,3	65,4	113,0	34,6	0,0	0,0	326,3
August	351,1	84,3	65,2	15,7	0,0	0,0	416,2
September	476,7	87,8	66,6	12,2	0,0	0,0	543,3
Total	1.041,1	81,0	244,7	19,0	0,0	0,0	1.285,8

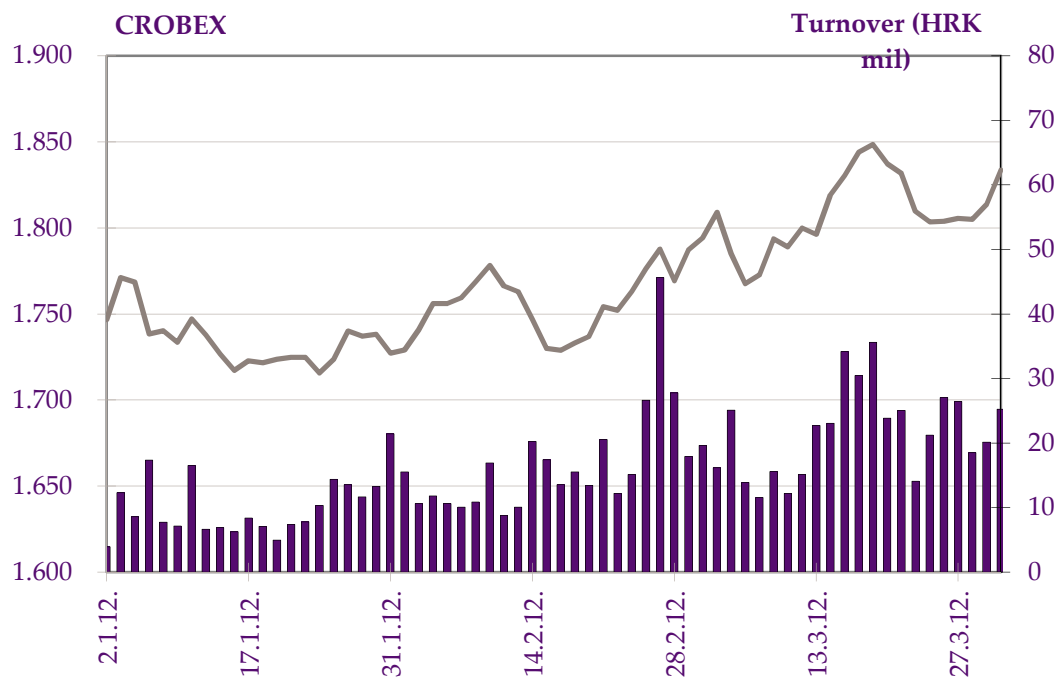


Chart 1: CROBEX® and equity turnover

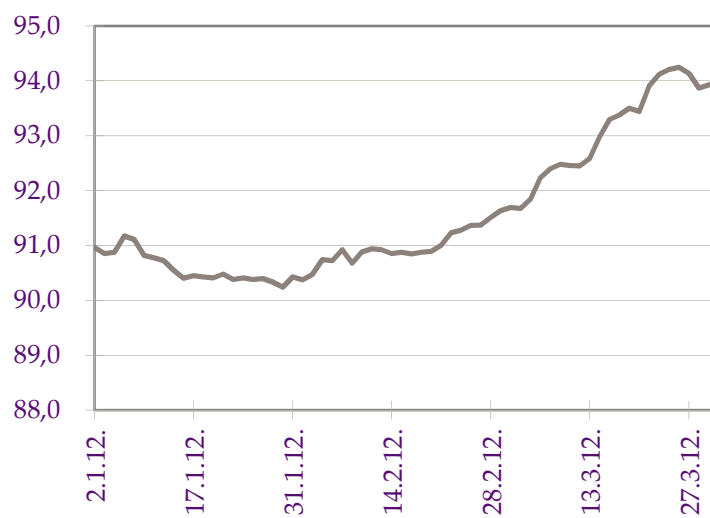


Chart 2: Zagreb Stock Exchange bond index CROBIS®

1.3. Stocks with the Highest Market Capitalization

	Symbol	Issuer	Market capitalization (HRK mil)	Pct (%)	Cumulative percentage
1	INA-R-A	Ina d.d.	35.750,0	27,0	27,0
2	HT-R-A	HT d.d.	17.556,9	13,3	40,3
3	ZABA-R-A	Zagrebačka banka d.d.	14.564,6	11,0	51,3
4	PBZ-R-A	PBZ d.d.	10.205,0	7,7	59,0
5	KNZM-R-A	Konzum d.d.	3.564,3	2,7	61,7
6	ADRS-R-A	Adris grupa d. d.	2.259,7	1,7	63,5
7	LURA-R-A	Dukat d.d.	2.040,0	1,5	65,0
8	JNAF-R-A	Janaf d.d.	2.005,7	1,5	66,5
9	CROS-R-A	Croatia osiguranje d.d.	1.847,4	1,4	67,9
10	ATGR-R-A	Atlantic grupa d.d.	1.667,2	1,3	69,2
		Others	40.763,6	30,8	100,0
		Total	132.224,4		

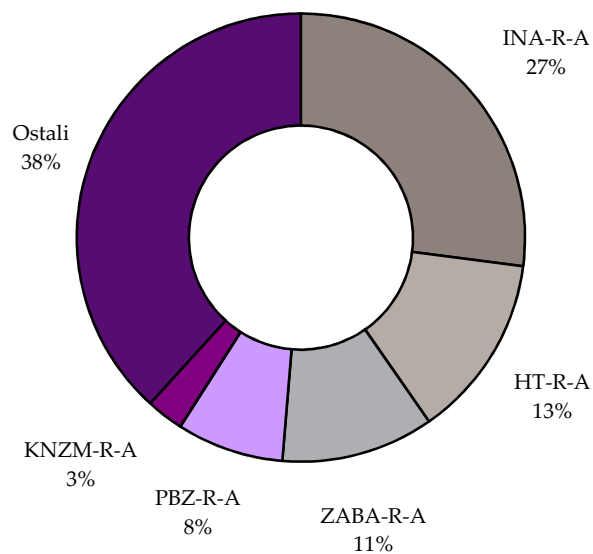


Chart 3: Market Capitalization

1.4. Most Active Stocks by Turnover

	Symbol	Issuer	Turnover (HRK)	Pct (%)	Cumulative percentage
1	HT-R-A	HT d.d.	229.204.265	22,1	22,1
2	INGR-R-A	Ingra d.d.	95.801.036	9,2	31,3
3	PTKM-R-A	Petrokemija d.d.	62.542.211	6,0	37,3
4	INA-R-A	Ina d.d.	60.063.982	5,8	43,1
5	ADPL-R-A	AD plastik d.d.	43.229.965	4,2	47,3
6	ADRS-P-A	Adris grupa d. d.	39.590.171	3,8	51,1
7	ERNT-R-A	Ericsson Nikola Tesla d.d.	38.697.812	3,7	54,8
8	KORF-R-A	Valamar Adria Holding d.d.	35.444.184	3,4	58,2
9	CROS-R-A	Croatia osiguranje d.d.	30.359.953	2,9	61,2
10	DDJH-R-A	Đuro Đaković holding d.d.	29.979.465	2,9	64,0
		Ostali	373.400.660	36,0	100,0
		Ukupno	1.038.313.705		

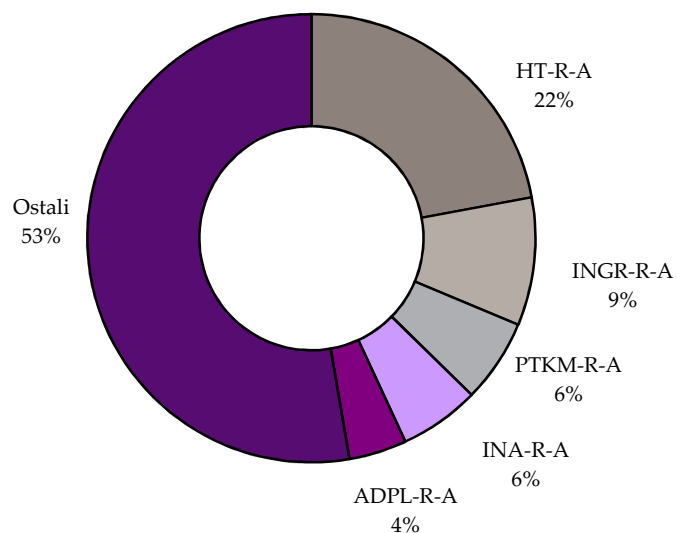


Chart 4: Structure of equity turnover

1.5. Turnover and Market Capitalization by Sector

Code	Sector	Market Capitalization (HRK)	Turnover (HRK)
A	Agriculture, forestry and fishing	1.676.606.879	55.688.298
CA	Manufacture of food products, beverages and tobacco products	9.453.379.862	60.325.240
CB	Manufacture of textiles, apparel, leather and related products	92.438.872	5.025.619
CC	Manufacture of wood and paper products, and printing	747.104.753	182.266
CD	Manufacture of coke, and refined petroleum products	35.750.000.000	60.063.982
CE	Manufacture of chemicals and chemical products	1.207.251.604	71.097.229
CF	Manufacture of basic pharmaceutical products and pharmaceutical preparations	139.570.540	293.996
CG	Manufacture of rubber and plastics products, and other non-metallic mineral products	401.284.788	158.655
CH	Manufacture of basic metals and fabricated metal products, except machinery and equipment	162.156.604	18.522
CI	Manufacture of computer, electronic and optical products	1.593.750.766	38.738.790
CJ	Manufacture of electrical equipment	2.249.430.309	19.024.696
CK	Manufacture of machinery and equipment n.e.c.	9.181.248	190.385
CL	Manufacture of transport equipment	679.980.827	43.229.965
CM	Other manufacturing, and repair and installation of machinery and equipment	149.325.085	1.329.267
E	Water supply; sewerage, waste management and remediation activities	19.394.000	18.000
F	Construction	1.216.477.221	45.724.778
G	Wholesale and retail trade; repair of motor vehicles and motorcycles	6.584.677.005	49.176.090
H	Transportation and storage	4.905.926.626	52.532.346
I	Accommodation and food service activities	8.833.546.898	15.546.749
JA	Publishing, audiovisual and broadcasting activities	195.520.696	175.797
JB	Telecommunications	17.630.223.724	229.387.295
K	Financial and insurance activities	31.958.658.222	54.753.493
L	Real estate activities	123.824.933	763.362
MA	Legal, accounting, management, architecture, engineering, technical testing and analysis activities	5.974.987.070	210.903.872
MB	Scientific research and development	158.692.770	21.916.958
N	Administrative and support service activities	13.330.205	29.513
R	Arts, entertainment and recreation	297.709.657	2.018.542
	TOTAL	132.224.431.163	1.038.313.705

1.6. Stocks Performance

(All prices and turnover in HRK, Market Capitalization in HRK millions)

	High	Low	Last	Date of last trade	Change (%)	Volume	Turnover	Market capitalization
Official Market								
ADPL-R-A	129,00	100,05	128,95	30.3.2012	27,1	367.946	43.229.965	541,5
ATGR-R-A	508,00	465,00	500,00	30.3.2012	0,0	27.013	13.072.323	1.667,2
CROS-P-A	7.000,00	4.400,01	6.000,00	29.3.2012	53,5	26	153.915	52,5
CROS-R-A	7.379,00	3.900,00	6.006,02	30.3.2012	50,2	5.213	30.359.953	1.847,4
DLKV-R-A	166,00	107,50	154,58	30.3.2012	19,8	184.228	25.242.641	443,2
HT-R-A	244,50	202,58	214,40	30.3.2012	-11,4	1.006.644	229.204.265	17.556,9
IGH-R-A	1.199,00	690,02	744,00	30.3.2012	-0,8	24.170	21.560.814	118,0
INA-R-A	3.800,00	3.575,00	3.575,00	30.3.2012	-5,9	16.231	60.063.982	35.750,0
INGR-R-A	12,75	3,80	8,13	30.3.2012	21,2	12.897.721	95.801.036	110,1
ISTT-R-A	205,00	150,00	153,98	30.3.2012	-14,0	8.659	1.468.302	719,9
KOEL-R-A	531,00	475,00	526,01	30.3.2012	2,3	18.933	9.639.705	1.353,0
LKPC-R-A	759,45	635,52	717,00	30.3.2012	-0,1	8.811	6.206.178	303,3
MDKA-R-A	7.200,00	7.200,00	7.200,00	16.3.2012	7,5	4	28.800	217,4
MGMA-R-A	3,82	0,79	1,04	30.3.2012	-70,9	454.535	633.592	5,1
OPTE-R-A	26,00	19,02	26,00	21.3.2012	4,4	8.285	183.030	73,3
PODR-R-A	266,93	230,01	249,99	30.3.2012	8,2	70.472	17.865.149	1.354,9
PTKM-R-A	294,98	189,12	275,00	30.3.2012	41,0	266.900	62.542.211,5	918,8
ULPL-R-A	361,00	304,17	330,00	30.3.2012	-8,6	13.995	4.689.700	191,4
VART-R-1	19,87	11,00	18,30	30.3.2012	7,6	316.497	5.000.324	35,2
VERN-R-A	67,80	51,66	61,00	27.3.2012	8,9	4.419	258.703	112,5
VIRO-R-A	500,00	411,02	465,60	30.3.2012	11,9	18.063	8.263.714	645,6
Regulated Market								
ACI-R-A	2.987,00	2.499,99	2.680,62	30.3.2012	1,9	746	2.018.542	297,7
ADRS-P-A	227,99	202,01	211,00	30.3.2012	-3,6	185.511	39.590.171	1.431,4
ADRS-R-A	240,00	232,50	235,00	30.3.2012	-2,1	13.926	3.281.102	2.259,7
AGMM-R-A	570,03	570,03	570,03	30.3.2012	-30,4	30	17.101	23,6
AMDN-R-A	50,00	30,00	49,90	27.3.2012	-0,2	1.090	38.494	38,2
ARNT-R-A	125,00	59,58	111,10	30.3.2012	77,3	18.608	1.833.599	242,5
ATLN-R-A	39,66	30,01	37,12	30.3.2012	4,6	21.848	763.362	123,8
ATLS-R-A	9,90	5,20	7,00	26.3.2012	-53,3	4.926	29.513	13,3
ATPL-R-A	414,89	300,00	370,00	30.3.2012	11,8	45.684	15.712.453	516,3
AUHR-R-A	325,00	289,00	320,00	30.3.2012	3,2	3.831	1.187.054	160,0
BD62-R-A	45,30	35,02	45,30	30.3.2012	29,4	21.345	836.480	34,1
BDMR-R-A	363,65	363,65	363,65	1.3.2012	-19,2	13	4.727	36,1
BLKL-R-A	94,71	52,40	70,00	5.3.2012	-26,3	66	4.074	35,0
BLSC-R-A	600,00	480,01	600,00	30.3.2012	0,0	327	178.192	698,6
BLJE-R-A	94,80	72,31	83,60	30.3.2012	-1,6	330.790	27.368.735	686,8
BPBA-R-A	48,00	30,02	43,19	26.3.2012	-4,0	2.769	114.759	76,2
BRIK-R-A	60,00	60,00	60,00	22.2.2012	-7,7	30	1.800	28,1
BRIN-R-A	12,00	11,50	11,50	1.3.2012	-17,2	934	10.812	5,8
BRST-R-A	44,03	43,00	44,02	23.2.2012	-2,2	3.159	136.907	7,6
BZJK-R-A	90,00	80,00	89,65	14.3.2012	8,5	398	32.757	18,4
CEBA-P-A	250,00	220,30	221,01	30.3.2012	-1,3	393	93.759	13,8
CEBA-R-A	200,00	160,00	160,00	12.3.2012	-20,0	395	74.634	45,5
CHAG-R-A	338,00	303,00	303,00	30.3.2012	-24,3	27	8.461	36,5
CKML-R-A	3.700,00	3.400,00	3.700,00	29.3.2012	2,8	68	245.017	388,5
CRLI-R-A	2.230,00	1.955,00	1.955,00	30.3.2012	-4,9	38	79.994	283,6
DDJH-R-A	87,87	50,70	82,65	30.3.2012	63,0	417.519	29.979.465	267,5
DIOK-R-A	44,90	20,00	31,00	30.3.2012	-20,5	235.534	7.860.318	125,3
DKVS-R-A	2,50	2,21	2,50	9.1.2012	19,0	2.259	5.282	2,6
ELKL-R-A	130,00	130,00	130,00	21.3.2012	-7,5	79	10.270	10,9
ELKP-R-A	588,81	503,00	588,00	27.3.2012	-13,5	25	13.988	52,8

	High	Low	Last	Date of last trade	Change (%)	Volume	Turnover	Market capitalization
ELPR-R-A	19,98	12,01	19,46	29.2.2012	-35,1	43	798	6,5
ERNT-R-A	1.299,77	1.057,33	1.172,94	30.3.2012	8,6	32.919	38.697.812	1.561,9
FMPS-R-A	18,42	15,60	18,42	30.3.2012	-3,1	3.249	54.603	36,9
FNVC-R-A	169,99	107,56	130,00	28.3.2012	-15,6	2.076	274.315	80,3
FRNK-R-A	775,00	600,00	631,00	29.3.2012	-14,0	1.077	770.029	269,5
HBRL-R-A	73,14	54,90	70,01	19.3.2012	68,7	338	20.280	47,9
HBVD-R-A	100,00	100,00	100,00	21.2.2012	0,0	97	9.700	28,6
HCVT-R-A	70,00	65,00	70,00	30.3.2012	16,6	106	7.120	43,0
HDEL-R-A	147,00	76,00	141,00	30.3.2012	45,4	21.342	2.482.101	88,0
HGSP-R-A	7,70	2,01	3,54	15.3.2012	-55,5	2.790	12.948	1,2
HIMR-R-A	186,00	160,00	186,00	28.3.2012	24,0	1.838	314.399	118,3
HIMAM-R-A	109,00	60,16	86,00	30.3.2012	53,6	998	90.396	96,3
HMDN-R-A	60,00	50,00	50,00	29.3.2012	-26,6	153	8.755	19,7
HMST-R-A	99,99	49,02	80,26	30.3.2012	14,7	4.976	381.120	41,4
HPB-R-A	2.150,00	1.590,00	1.880,00	30.3.2012	0,0	181	350.655	1.118,3
HPDG-R-A	16,90	13,00	14,11	29.2.2012	-5,9	929	13.024	5,2
HTCP-R-A	78,00	70,01	78,00	28.2.2012	11,4	265	19.192	42,8
HTPK-R-A	65,00	50,01	59,99	29.3.2012	9,1	8.879	486.530	25,6
HUPZ-R-A	1.120,00	1.003,03	1.055,01	27.3.2012	-8,3	1.715	1.808.065	489,0
HZVG-R-A	13,01	13,01	13,01	18.1.2012	-13,3	42	546	3,9
IKBA-R-A	1.400,00	1.000,00	1.320,00	28.3.2012	20,1	191	241.995	191,4
IMZV-R-A	157,00	120,00	120,00	27.3.2012	9,1	247	35.293	27,0
INDG-R-A	465,00	250,00	460,00	28.3.2012	36,5	754	254.851	208,1
IPKK-R-A	142,00	114,00	115,20	26.3.2012	-18,9	738	95.265	82,4
IPKO-R-A	25,00	15,00	15,17	20.3.2012	-22,2	172	2.595	67,7
JAKT-R-A	20,00	19,10	20,00	9.2.2012	-20,0	104	2.031	15,8
JDBA-R-A	1.797,00	1.499,50	1.797,00	30.3.2012	5,7	151	238.767	215,0
JDGT-R-A	710,01	708,00	710,00	9.3.2012	1,4	105	74.524	78,7
JDKM-R-A	30,00	30,00	30,00	9.3.2012	-50,0	25	750	6,5
JDOS-R-A	3.297,00	2.700,00	3.297,00	30.3.2012	22,1	598	1.644.233	412,1
JDPL-R-A	110,00	69,04	95,03	30.3.2012	20,4	23.810	2.132.360	155,5
JDRA-R-A	419,73	300,01	419,73	21.3.2012	37,6	239	86.698	139,6
JDTC-R-A	60,00	50,00	50,00	22.2.2012	-33,3	113	6.760	7,1
JMNC-R-A	39.000,00	35.000,06	37.116,50	27.3.2012	-7,2	37	1.389.793	821,2
JNAF-R-A	2.850,00	2.054,00	2.700,00	30.3.2012	21,1	1.621	3.903.343	2.005,7
KABA-P-A	50,00	50,00	50,00	6.2.2012	-37,5	40	2.000	0,5
KABA-R-A	50,00	41,50	42,01	30.3.2012	-16,0	2.971	143.139	56,3
KBZ-R-A	200,00	140,00	200,00	29.3.2012	5,8	201	34.189	373,1
KNZM-R-A	179,00	133,00	157,00	30.3.2012	-4,3	93.651	14.554.450	3.564,3
KODT-P-A	1.079,99	952,19	1.000,00	30.3.2012	2,0	2.475	2.542.628	61,4
KODT-R-A	1.150,00	1.002,00	1.119,96	30.3.2012	8,2	6.242	6.581.066	217,5
KOKA-R-A	200,00	181,00	200,00	27.2.2012	10,5	321	59.091	180,6
KORF-R-A	99,33	70,61	95,00	30.3.2012	33,8	425.871	35.444.184	709,4
KRAS-R-A	494,00	420,00	421,12	30.3.2012	-4,3	8.559	3.864.517	578,5
KSST-R-A	1.980,00	1.105,00	1.254,99	30.3.2012	-3,5	4.261	6.074.697	142,6
KTJV-R-A	26,10	12,82	15,55	30.3.2012	-37,8	17.265	279.001	89,0
LANO-R-A	9,74	9,00	9,11	29.3.2012	-8,2	21.668	198.717	142,1
LEDO-R-A	6.400,00	4.900,00	6.000,00	30.3.2012	18,8	2.636	15.170.089	1.321,0
LKRI-R-A	139,93	96,50	120,21	30.3.2012	16,7	162.486	18.322.847	718,9
LPLH-R-A	89,89	63,99	76,01	30.3.2012	-5,0	11.212	881.381	50,4
LRH-R-A	2.700,00	1.581,00	2.349,00	30.3.2012	38,2	857	1.763.592	710,9
LURA-R-A	715,00	670,00	680,00	16.3.2012	0,0	12.261	8.520.815	2.040,0
LVCV-R-A	152,02	101,61	130,00	23.3.2012	-6,4	486	62.149	62,2
MAIS-R-A	61,00	38,00	58,00	28.3.2012	16,9	4.781	218.958	634,8
MIV-R-A	2.160,00	1.854,00	1.854,00	15.3.2012	-22,8	9	18.522	27,8
MLNR-R-A	637,00	637,00	637,00	17.1.2012	0,0	213	135.681	124,5
PBZ-R-A	589,90	470,00	535,00	30.3.2012	12,6	10.864	5.486.284	10.205,0
PDBA-R-A	444,02	360,00	400,50	21.3.2012	11,2	173	64.187	267,8
PIKR-R-A	218,95	180,02	200,00	30.3.2012	-12,7	412	81.751	46,7

	High	Low	Last	Date of last trade	Change (%)	Volume	Turnover	Market capitalization
PIVK-R-A	190,00	190,00	190,00	30.3.2012	0,0	19	3.610	60,3
PKMI-R-A	700,00	700,00	700,00	6.3.2012	-6,0	115	80.500	67,3
PLAG-R-A	1.800,00	1.456,00	1.703,00	30.3.2012	17,3	1.226	1.972.897	930,4
PLJK-R-A	40,00	40,00	40,00	7.2.2012	0,0	183	7.320	42,2
PUNT-R-A	0,70	0,56	0,68	30.3.2012	23,6	29.660	18.535	1,8
QUNE-R-A	30,00	20,01	30,00	26.3.2012	7,1	9.774	242.468	67,7
RIVP-R-A	12,00	8,63	11,07	30.3.2012	17,8	310.437	3.177.409	1.179,5
RIZO-R-A	97,99	85,00	85,00	27.3.2012	-14,1	449	40.978	31,8
SAPN-R-A	151,01	140,00	140,00	29.3.2012	-3,5	3.051	427.734	92,2
SDBA-R-A	85,75	85,75	85,75	17.1.2012	0,0	60	5.145	40,4
SLDM-R-A	32,21	28,34	31,00	26.3.2012	9,4	5.641	167.047	161,9
SLPF-R-A	25,00	20,23	20,24	29.3.2012	-26,1	8.634	190.944	67,7
SLRS-R-A	350,00	206,01	350,00	20.3.2012	45,8	315	83.411	216,2
SLTK-R-A	1.513,50	1.513,50	1.513,50	9.1.2012	0,0	4	6.054	21,6
SMNS-R-A	490,00	450,00	455,00	27.3.2012	-9,0	101	46.772	430,4
SNBA-R-A	105,00	90,01	97,00	27.3.2012	-3,0	34.886	3.612.914	89,1
SUNH-R-A	30,01	25,50	28,52	22.3.2012	1,9	2.335	66.666	208,5
TEP-R-A	29,46	17,00	23,00	5.3.2012	27,8	555	12.305	8,7
THMT-R-A	112,02	90,00	110,00	28.3.2012	10,0	2.716	274.478	29,5
THNK-R-A	1.300,00	712,44	1.170,27	30.3.2012	64,3	8.994	8.627.885	221,7
TISK-R-A	240,00	125,00	215,73	30.3.2012	63,4	93.888	17.626.738	514,9
TKPR-R-A	330,00	257,00	330,00	23.3.2012	10,0	173	55.570	27,0
TNPL-R-A	700,00	600,00	700,00	29.3.2012	0,2	913	593.321	438,5
TNSA-R-A	260,00	233,00	259,00	17.1.2012	7,9	27	6.613	7,4
TOZ-R-A	115,00	115,00	115,00	22.3.2012	-19,7	2.179	250.585	23,0
TUHO-R-A	1.040,00	936,00	980,00	28.3.2012	-1,0	1.466	1.432.327	386,9
ULJN-R-A	65,05	51,22	65,05	23.3.2012	3,3	167	10.371	145,5
UNPP-R-A	1.000,00	1.000,00	1.000,00	27.3.2012	0,0	18	18.000	19,4
VDKT-R-A	280,00	102,51	244,05	30.3.2012	132,4	47.451	8.813.526	111,5
VJSN-R-A	20,00	10,00	10,00	28.2.2012	-47,4	551	8.750	10,6
VLDS-R-A	8,94	2,56	4,90	30.3.2012	-39,6	279.696	1.438.351	13,2
VPIK-R-A	97,74	53,40	90,00	30.3.2012	62,2	262.079	21.210.372	135,5
ZABA-R-A	45,48	38,50	45,48	30.3.2012	12,1	270.684	11.244.483	14.564,6
ZLAR-R-A	65,00	43,56	65,00	2.3.2012	44,4	586	30.263	35,9
ZPKL-R-A	200,00	200,00	200,00	30.3.2012	0,0	69	13.800	56,8
ZTNJ-R-A	169,00	124,02	140,50	28.3.2012	-6,3	429	60.566	28,9
ZVCV-R-A	114,90	80,00	113,48	26.3.2012	41,9	5.032	497.845	34,9
ZVZD-R-A	3.599,33	2.400,00	3.177,04	29.3.2012	16,6	433	1.304.141	318,5
MTF								
BCIN-R-A	250,00	239,00	244,50	30.3.2012	2,3	1.476	356.145	40,7
BRBA-P-A	4.000,00	3.800,00	4.000,00	9.2.2012	6,7	28	107.400	10,2
BRBA-R-A	7.415,88	7.415,88	7.415,88	8.3.2012	-7,3	27	200.229	81,1
EPLT-R-A	745,00	745,00	745,00	6.3.2012	2,8	863	642.935	331,0
GBRT-R-A	548,00	548,00	548,00	13.2.2012	0,0	350	191.800	37,3
HDBK-R-A	145,02	141,04	145,01	23.2.2012	-2,7	101	14.487	255,9
HMNS-R-A	25,00	24,50	25,00	23.3.2012	2,0	73.800	1.823.600	33,5
HRDH-R-A	99,49	75,75	96,90	21.3.2012	-16,4	118	9.957	81,7
INFS-R-A	251,00	250,00	250,00	22.3.2012	0,0	84	21.049	13,4
ISAU-R-A	136,53	136,53	136,53	5.1.2012	0,0	1	137	11,4
KMKA-R-A	120,00	120,00	120,00	28.3.2012	0,0	66	7.920	11,4
KOSN-P-A	990,00	900,00	990,00	12.3.2012	10,0	106	98.220	26,1
KOSN-R-A	1.100,00	1.000,00	1.100,00	28.2.2012	9,8	100	104.000	43,1
MMTZ-R-A	4.999,45	4.000,00	4.999,00	2.2.2012	-25,4	43	190.385	40,1
PRFC-R-A	17,65	12,09	15,30	30.3.2012	10,9	16.788	250.193	59,9
PSMR-R-A	355,00	355,00	355,00	15.3.2012	-11,3	100	35.500	8,3
RZVI-R-A	54,45	54,45	54,45	26.1.2012	0,8	2.900	157.905	115,6
SEM-R-A	94,90	94,90	94,90	19.3.2012	-0,1	100	9.490	39,2
SLDR-R-A	111,50	103,00	103,00	30.3.2012	-3,0	5.204	561.118	274,8
SM86-R-A	176,99	176,99	176,99	30.3.2012	1,1	40	7.080	24,1

	High	Low	Last	Date of last trade	Change (%)	Volume	Turnover	Market capitalization
SNHO-R-A	130,00	100,00	130,00	30.3.2012	22,5	10.175	1.173.229	347,1
SPNV-R-A	186,01	186,01	186,01	27.3.2012	61,6	3.269	608.067	13,6
TDZ-R-A	2.300,00	2.300,00	2.300,00	23.2.2012	0,0	201	462.300	747,1
TSHC-R-A	8.100,00	8.000,00	8.100,00	20.2.2012	1,3	29	232.500	109,8
VLHO-R-A	84,99	45,55	74,59	30.3.2012	49,2	70.066	3.919.185	469,6
ZEP-R-A	140,01	125,00	125,00	8.3.2012	0,0	244	32.476	9,4

1.7. Equity Block Turnover

(All prices in % of par value, turnover in HRK)

	High	Low	Volume	Turnover
Regular market				
HUPZ-R-A	1.195,00	1.195,00	2.340	2.796.300

1.8. Bond performance

(All prices in % of par value, turnover in HRK)

	High	Low	Last	Date of last trade	Volume	Turnover
Orderbook turnover						
ATGR-O-169A	99,42	99,42	99,42	29.3.2012	50.000	49.710
FNOI-D-127A	93,21	93,00	93,21	20.3.2012	2.243	15.809
FNOI-D-131A	91,21	91,00	91,21	20.3.2012	2.243	15.469
FNOI-D-137A	87,17	87,00	87,17	20.3.2012	2.243	14.789
FNOI-D-141A	83,15	83,00	83,15	20.3.2012	2.243	14.109
FNOI-D-147A	78,15	78,00	78,15	20.3.2012	2.243	13.259
FNOI-D-151A	74,15	74,00	74,15	20.3.2012	2.243	12.579
FNOI-D-157A	71,15	71,00	71,15	20.3.2012	2.243	12.069
FNOI-D-161A	73,00	67,00	73,00	30.3.2012	2.734	14.083
FNOI-D-167A	70,00	64,00	70,00	30.3.2012	2.775	13.660
FNOI-D-171A	67,50	61,00	67,50	30.3.2012	2.734	12.861
FNOI-D-177A	64,50	58,00	64,50	30.3.2012	2.734	12.240
FNOI-D-181A	54,15	54,00	54,15	20.3.2012	2.243	9.185
FNOI-D-187A	51,15	51,00	51,15	20.3.2012	2.243	8.675
FNOI-D-191A	48,15	48,00	48,15	20.3.2012	2.243	8.164
FNOI-D-197A	46,15	46,00	46,15	20.3.2012	2.243	7.824
HEP-O-13BA	97,00	97,00	97,00	27.1.2012	1.500.000	1.455.000
HEP-O-17CA	95,00	95,00	95,00	15.3.2012	39.995	30.392
JDRA-O-129A	93,00	93,00	93,00	4.1.2012	80.000	74.400
MTEL-O-137A	100,00	100,00	100,00	21.3.2012	500	3.763
OIV-O-14BA	100,00	100,00	100,00	22.3.2012	246.000	246.000
OPTE-O-142A	58,00	49,00	49,00	28.3.2012	1.327.510	663.792
RHMF-O-125A	100,10	100,10	100,10	15.3.2012	9.500	71.671
RHMF-O-137A	98,00	97,50	98,00	27.2.2012	169.757	166.110
RHMF-O-142A	101,40	99,00	101,40	21.3.2012	508.000	3.871.482
RHMF-O-15CA	97,75	94,00	97,75	27.3.2012	70.000	67.675
RHMF-O-172A	92,25	92,25	92,25	14.3.2012	10.000.000	9.225.000
RHMF-O-17BA	97,85	94,75	97,85	14.3.2012	52.525.000	50.245.575
RHMF-O-19BA	93,00	93,00	93,00	28.3.2012	10.300	71.989
RHMF-O-203A	97,30	95,00	97,30	7.2.2012	55.000.000	52.710.000
RHMF-O-203E	101,45	96,25	99,00	28.3.2012	380.900	2.866.715
RHMF-O-227E	100,90	94,25	100,90	27.3.2012	1.729.000	12.401.694

	High	Low	Last	Date of last trade	Volume	Turnover
RIBA-O-177A	98,00	89,00	96,00	23.3.2012	618.334	4.256.577
Total					124.300.448	138.662.323
Block turnover						
RHMF-O-125A	101,00	100,40	100,40	29.3.2012	4.860.000	36.881.578
RHMF-O-137A	98,75	98,00	98,75	10.2.2012	29.980.000	29.507.750
RHMF-O-157A	97,10	97,10	97,10	27.3.2012	600.000	4.385.903
RHMF-O-167A	96,20	96,20	96,20	9.2.2012	4.000.000	3.848.000
RHMF-O-17BA	99,80	96,45	99,75	28.3.2012	13.000.000	12.837.500
RHMF-O-227E	98,00	94,50	98,00	6.3.2012	2.575.000	18.569.072
Total					55.015.000	106.029.803
BONDS TOTAL						

1.9. OTC turnover

(All prices in % of par value, turnover in HRK)

	High	Low	Last	Date of last trade	Volume	Turnover
HDEL-R-A	77,000	77,000	77,000	31.1.2012	1.342	103.334
HEP-O-13BA	96,500	96,500	96,500	21.2.2012	7.200.000	6.948.000
HEP-O-17CA	100,300	97,200	97,200	23.3.2012	21.100.000	16.916.125
HP-O-127A	101,900	101,900	101,900	2.1.2012	3.000.000	23.020.494
INDG-R-A	137,810	137,810	137,810	8.2.2012	16.950	2.335.880
MGMA-R-A	1,890	1,890	1,890	31.1.2012	43	81
NEXE-O-13CA	98,000	98,000	98,000	19.3.2012	7.500.000	55.219.837
PKMI-R-A	700,000	700,000	700,000	31.1.2012	10	7.000
RHMF-O-125A	101,050	100,120	100,500	29.3.2012	115.896.500	878.518.148
RHMF-O-137A	99,300	97,500	98,700	28.3.2012	99.481.000	97.792.003
RHMF-O-142A	101,870	99,250	101,870	30.3.2012	14.080.000	107.095.143
RHMF-O-157A	97,000	97,000	97,000	27.3.2012	600.000	4.381.386
RHMF-O-15CA	98,100	94,300	98,100	26.3.2012	20.880.321	20.072.132
RHMF-O-167A	98,850	95,200	98,660	30.3.2012	188.896.000	183.980.409
RHMF-O-172A	94,200	89,250	94,200	23.3.2012	69.430.000	64.122.415
RHMF-O-17BA	99,800	94,500	99,450	30.3.2012	245.612.000	237.870.205
RHMF-O-19BA	95,000	90,300	93,700	28.3.2012	13.061.200	91.203.112
RHMF-O-203A	99,090	95,000	98,990	14.3.2012	68.236.470	66.055.154
RHMF-O-203E	101,400	94,900	101,400	27.3.2012	14.833.000	110.235.036
RHMF-O-227E	100,910	94,250	100,800	27.3.2012	47.234.800	346.214.265
RHMF-T-202A	99,994	99,994	99,994	4.1.2012	5.000.000	4.999.700
RHMF-T-205E	100,000	100,000	100,000	10.1.2012	300.000	2.256.697
RHMF-T-206A	99,971	99,810	99,971	1.2.2012	49.000.000	48.957.572
RHMF-T-207A	99,809	99,764	99,809	27.1.2012	43.980.000	43.885.446
RHMF-T-207E	99,959	99,953	99,959	25.1.2012	6.000.000	45.373.471
RHMF-T-208A	99,869	99,781	99,869	15.2.2012	34.000.000	33.934.470
RHMF-T-208E	99,770	99,770	99,770	10.1.2012	1.200.000	9.006.026
RHMF-T-209A	99,999	99,631	99,997	29.2.2012	105.450.000	105.203.909
RHMF-T-210A	99,779	99,481	99,670	10.2.2012	28.000.000	27.899.340
RHMF-T-210E	99,984	99,811	99,984	2.3.2012	2.500.000	18.933.866
RHMF-T-211A	99,648	99,364	99,513	7.2.2012	96.500.000	95.941.985
RHMF-T-211E	99,986	99,217	99,986	9.3.2012	8.885.000	67.130.568
RHMF-T-212A	99,279	99,279	99,279	31.1.2012	1.000.000	992.790
RHMF-T-213A	99,891	99,000	99,891	13.3.2012	177.500.000	176.779.425
RHMF-T-213E	99,306	99,306	99,306	13.2.2012	2.000.000	15.055.256
RHMF-T-214A	99,746	99,180	99,746	1.3.2012	55.000.000	54.832.000
RHMF-T-214E	99,988	99,287	99,988	29.3.2012	10.500.000	79.028.691
RHMF-T-215E	99,300	99,300	99,300	2.2.2012	1.000.000	7.524.280

	High	Low	Last	Date of last trade	Volume	Turnover
RHMF-T-216A	99,871	98,855	99,871	28.3.2012	6.000.000	5.961.780
RHMF-T-217E	99,469	99,084	99,469	17.2.2012	1.200.000	9.042.241
RHMF-T-218A	99,829	99,328	99,829	23.3.2012	21.200.000	21.155.328
RHMF-T-218E	99,131	98,949	99,131	9.2.2012	5.250.000	39.349.515
RHMF-T-219A	98,927	98,927	98,927	31.1.2012	2.000.000	1.978.540
RHMF-T-219E	99,664	99,664	99,664	30.3.2012	24.000	179.510
RHMF-T-221A	98,360	98,360	98,360	9.2.2012	20.000.000	19.672.000
RHMF-T-222A	98,952	98,952	98,952	29.2.2012	25.000.000	24.738.000
RHMF-T-222E	98,975	98,949	98,975	1.3.2012	11.500.000	86.219.747
RHMF-T-223A	99,285	98,889	99,285	28.3.2012	19.000.000	18.806.940
RHMF-T-223E	99,195	98,942	99,195	30.3.2012	11.500.000	86.007.695
RHMF-T-224A	99,267	98,952	99,267	29.3.2012	11.100.000	10.987.137
RHMF-T-224E	98,964	98,964	98,964	13.3.2012	20.000.000	149.410.879
RHMF-T-227A	98,620	97,449	98,620	14.3.2012	5.460.000	5.337.661
RHMF-T-228A	97,533	97,533	97,533	13.1.2012	10.000.000	9.753.300
RHMF-T-234A	97,921	97,731	97,921	20.3.2012	2.100.000	2.052.541
RHMF-T-235A	97,691	97,691	97,691	29.2.2012	2.000.000	1.953.820
RHMF-T-237E	98,071	98,070	98,071	29.3.2012	4.000.000	29.507.082
RHMF-T-242A	97,000	97,000	97,000	6.3.2012	1.000.000	970.000
RHMF-T-242E	97,168	97,168	97,168	11.1.2012	700.000	5.121.013
RHMF-T-307X	95,919	95,919	95,919	21.2.2012	5.000.000	36.332.539
RHMF-T-312A	97,149	97,149	97,149	28.3.2012	275.000	267.160
RHMF-T-333X	95,303	93,563	94,823	20.3.2012	14.500.000	103.166.966
RHMF-T-406A	89,550	89,550	89,550	9.2.2012	100.000	89.550
SPNV-R-A	200,000	200,000	200,000	22.3.2012	500	100.000
TISK-R-A	128,000	128,000	128,000	31.1.2012	2.726	348.928
ULPL-M-230A	96,122	96,122	96,122	22.2.2012	30.000	28.837
Total					1.763.816.862	3.818.364.358

1.10. Top 10 Members by Equity Turnover

Rank	Member	Equity turnover (HRK)	Market share (%)
1	Interkapital vrijednosni papiri d.o.o.	298.520.557	14,34
2	HITA vrijednosnice d.d.	261.087.896	12,54
3	Privredna banka Zagreb d.d.	223.898.717	10,75
4	Zagrebačka banka d.d.	222.908.056	10,71
5	Erste&Steiermarkische Bank d.d.	209.603.173	10,07
6	Agram brokeri d.d.	186.239.028	8,94
7	Raiffeisenbank Austria d.d.	165.911.341	7,97
8	Fima vrijednosnice d.o.o.	129.810.954	6,23
9	Centar banka d.d.	92.991.693	4,47
10	OTP banka d.d.	66.127.136	3,18

1.11. Top 10 Members by Bond Turnover

Rank	Member	Bonds turnover (HRK)	Market share (%)
1	Zagrebačka banka d.d.	279.526.011	57,12
2	Interkapital vrijednosni papiri d.o.o.	169.521.981	34,64
3	Agram brokeri d.d.	22.510.463	4,60
4	Erste&Steiermarkische Bank d.d.	10.531.674	2,15
5	Societe Generale-Splitska banka d.d.	4.479.882	0,92
6	Privredna banka Zagreb d.d.	867.801	0,18
7	Momentum brokeri d.o.o.	815.097	0,17
8	Hrvatska poštanska banka d.d.	293.043	0,06
9	Hypo Alpe-Adria-Bank d.d.	255.512	0,05
10	Raiffeisenbank Austria d.d.	174.039	0,04

1.12. Top 10 Members by Total Turnover

Rank	Member	Total turnover (HRK)	Market share (%)
1	Zagrebačka banka d.d.	502.434.067	19,54
2	Interkapital vrijednosni papiri d.o.o.	468.042.537	18,20
3	HITA vrijednosnice d.d.	261.141.700	10,15
4	Privredna banka Zagreb d.d.	224.766.518	8,74
5	Erste&Steiermarkische Bank d.d.	220.134.847	8,56
6	Agram brokeri d.d.	208.749.491	8,12
7	Raiffeisenbank Austria d.d.	166.085.380	6,46
8	Fima vrijednosnice d.o.o.	129.810.954	5,05
9	Centar banka d.d.	93.115.833	3,62
10	OTP banka d.d.	66.285.396	2,58

1.13. Best performing stocks

(All prices in HRK)

Symbol	Issuer	Fourth quarter of 2011		First quarter of 2012		% change
		Price	Date	Price	Date	
VDKT-R-A	Viadukt d.d.	105,00	30.12.2011	244,05	30.3.2012	132,43
ARNT-R-A	Arenaturist d. d.	62,65	29.12.2011	111,10	30.3.2012	77,33
HBRL-R-A	Hoteli Brela d.d.	41,51	16.12.2011	70,01	19.3.2012	68,66
THNK-R-A	Tehnika d.d.	712,44	27.12.2011	1.170,27	30.3.2012	64,26
TISK-R-A	Tisak d.d.	132,00	30.12.2011	215,73	30.3.2012	63,43
DDJH-R-A	Đuro Đaković holding d.d.	50,70	30.12.2011	82,65	30.3.2012	63,02
VPIK-R-A	Vupik d.d.	55,50	30.12.2011	90,00	30.3.2012	62,16
SPNV-R-A	Spin Valis d. d. Požega	115,09	3.10.2011	186,01	27.3.2012	61,62
HMAM-R-A	Hoteli Makarska d.d.	56,00	28.12.2011	86,00	30.3.2012	53,57
CROS-P-A	Croatia osiguranje d.d.	3.910,00	14.12.2011	6.000,00	29.3.2012	53,45
CROS-R-A	Croatia osiguranje d.d.	4.000,00	30.12.2011	6.006,02	30.3.2012	50,15
VLHO-R-A	Valamar grupa d.d.	50,01	27.12.2011	74,59	30.3.2012	49,15
SLRS-R-A	Solaris d.d.	240,00	22.12.2011	350,00	20.3.2012	45,83
HDEL-R-A	Hidroelektra niskogradnja d.d.	96,99	15.12.2011	141,00	30.3.2012	45,38
ZLAR-R-A	Zlatni rat d.d.	45,00	27.12.2011	65,00	2.3.2012	44,44

1.14. Under performing stocks

(All prices in HRK)

Symbol	Issuer	Fourth quarter of 2011		First quarter of 2012		% change
		Price	Date	Price	Date	
MGMA-R-A	Magma d.d.	3,58	30.12.2011	1,04	30.3.2012	-70,95
HGSP-R-A	HG Spot d.d.	7,95	25.11.2011	3,54	15.3.2012	-55,47
ATLS-R-A	Atlas d.d. Dubrovnik	15,00	8.11.2011	7,00	26.3.2012	-53,33
JDKM-R-A	Jadrankamen d.d.	60,00	7.10.2011	30,00	9.3.2012	-50,00
VJSN-R-A	Vjesnik d.d.	19,00	28.11.2011	10,00	28.2.2012	-47,37
VLDS-R-A	Validus d.d.	8,11	30.12.2011	4,90	30.3.2012	-39,58
KTJV-R-A	Kutjevo d. d.	25,00	12.12.2011	15,55	30.3.2012	-37,80
KABA-P-A	Karlovačka banka d.d.	80,00	8.8.2011	50,00	6.2.2012	-37,50
ELPR-R-A	Elektropromet d.d.	30,00	19.5.2011	19,46	29.2.2012	-35,13
JDTC-R-A	Jadran d.d.	75,00	7.10.2011	50,00	22.2.2012	-33,33
AGMM-R-A	Agromeđimurje d.d. Čakovec	818,50	26.10.2011	570,03	30.3.2012	-30,36
HMDN-R-A	Hotel Medena d.d.	68,12	1.6.2011	50,00	29.3.2012	-26,60
BLKL-R-A	Bilokalnik-IPA d.d.	95,00	18.10.2011	70,00	5.3.2012	-26,32
SLPF-R-A	Slavonski ZIF d.d.	27,40	30.12.2011	20,24	29.3.2012	-26,13
MMTZ-R-A	Montmontaža d.d.	6.703,00	16.12.2011	4.999,00	2.2.2012	-25,42

2. Prices and Volumes for the Most Active Stocks

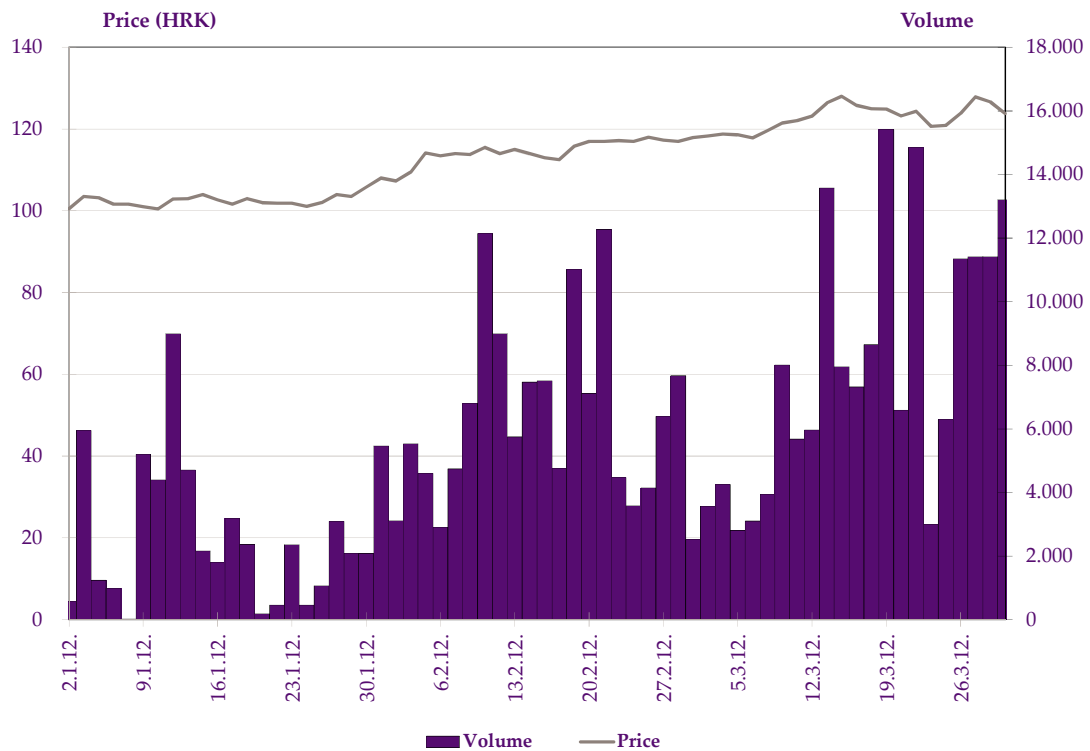


Chart 5: AD Plastik d.d.

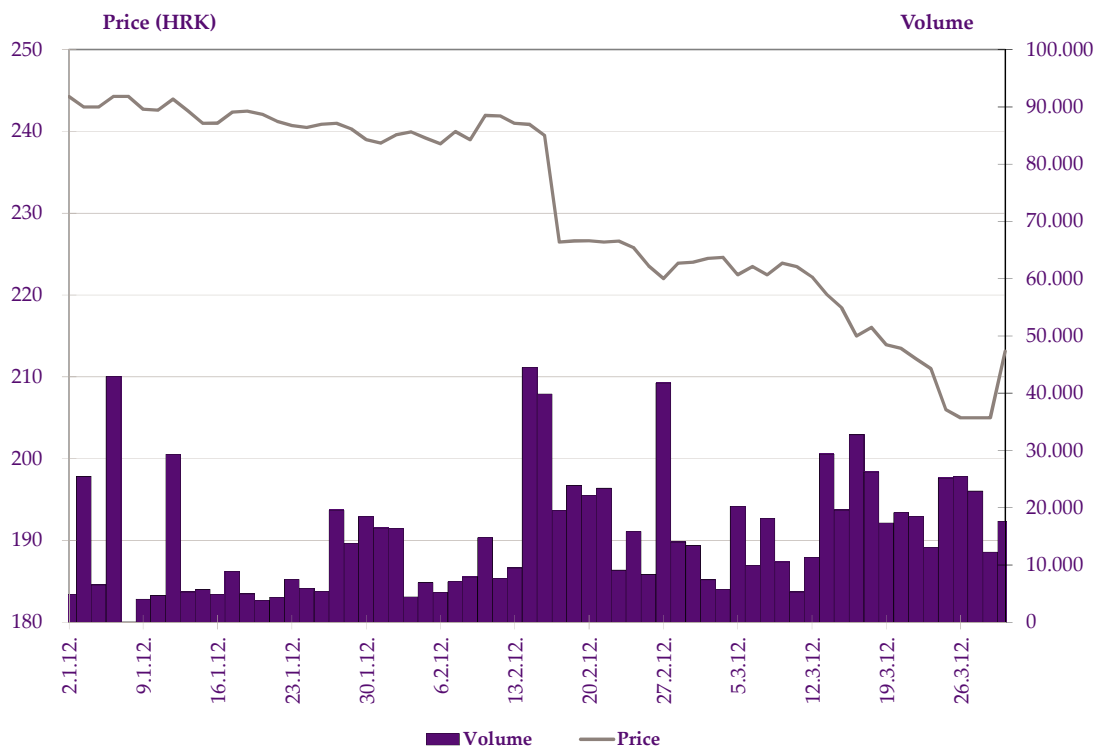


Chart 6: HT d.d.

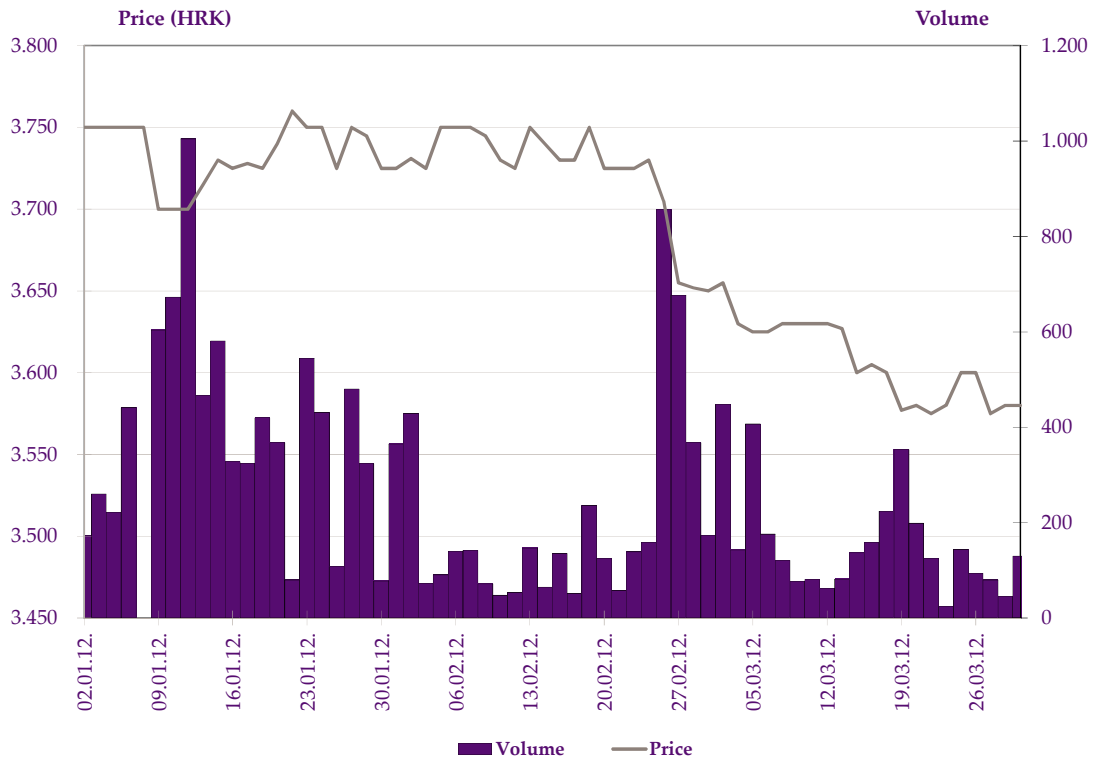


Chart 7: INA d.d.

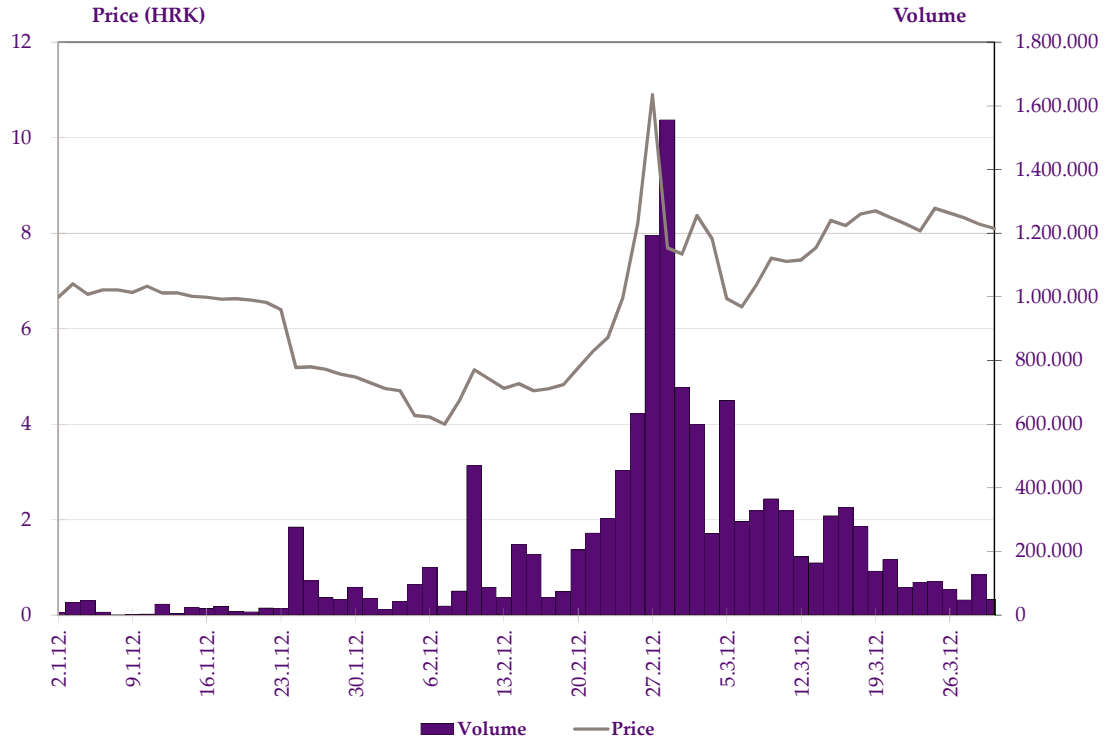


Chart 8: INGRA d.d.

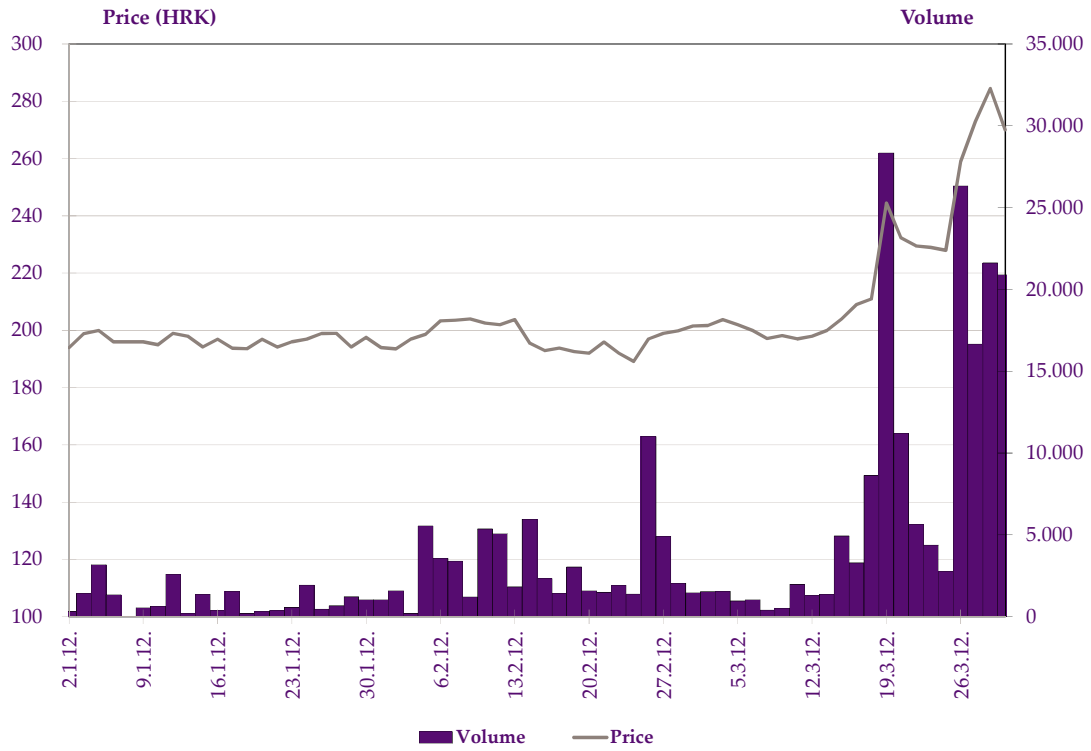


Chart 9: Petrokemija d.d.

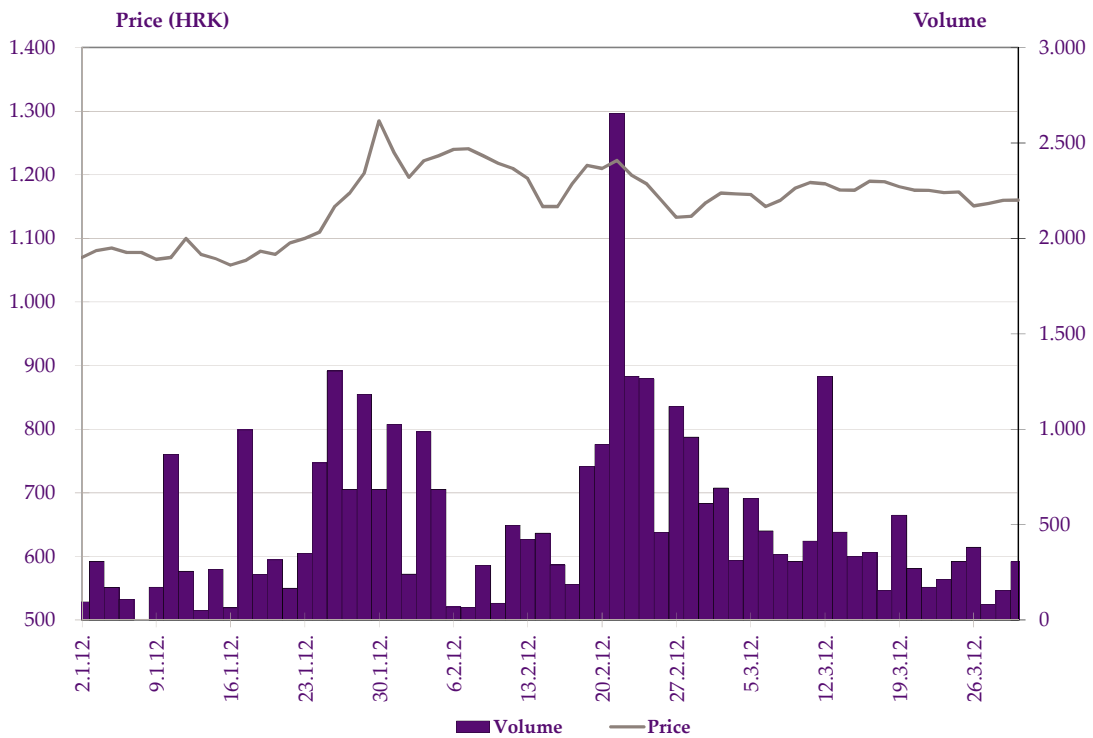


Chart 10: Ericsson Nikola Tesla d.d.

3. Listed Companies

Symbol	Issuer	Number of listed shares	Nominal value
Official Market			
ADPL-R-A	AD plastik d.d.	4.199.584	100 HRK
ATGR-R-A	Atlantic grupa d.d.	3.334.300	40 HRK
CROS-P-A	Croatia osiguranje d.d.	8.750	1400 HRK
CROS-R-A	Croatia osiguranje d.d.	307.598	1400 HRK
DLKV-R-A	Dalekovod d.d.	2.867.265	100 HRK
HT-R-A	HT d.d.	81.888.535	100 HRK
IGH-R-A	Institut IGH d.d.	158.580	400 HRK
INA-R-A	Ina d.d.	10.000.000	900 HRK
INGR-R-A	Ingra d.d.	13.545.200	
ISTT-R-A	Istraturist Umag d. d.	4.674.995	100 HRK
KOEI-R-A	Končar - elektroindustrija d.d.	2.572.119	400 HRK
LKPC-R-A	Luka Ploče d.d.	422.967	400 HRK
MDKA-R-A	Medika d.d.	30.194	2000 HRK
MGMA-R-A	Magma d.d.	4.874.160	10 HRK
OPTE-R-A	OT-optima telekom d.d.	2.820.070	10 HRK
PODR-R-A	Podravka d.d.	5.420.003	300 HRK
PTKM-R-A	Petrokemija d.d.	3.341.117	270 HRK
ULPL-R-A	Uljanik Plovidba d. d.	580.000	400 HRK
VART-R-1	Varteks d. d.	1.920.807	50 HRK
VERN-R-A	Genera d.d.	1.844.860	100 HRK
VIRO-R-A	Viro tvornica šećera d.d.	1.386.667	
Regular Market			
3MAJ-R-A	BI 3. maj d.d.	1.261.401	100 HRK
ACI-R-A	ACI d. d.	111.060	3600 HRK
ADCH-R-A	Adriachem d.d. u stečaju	623.578	300 HRK
ADRS-P-A	Adris grupa d. d.	6.784.100	10 HRK
ADRS-R-A	Adris grupa d. d.	9.615.900	10 HRK
AGMM-R-A	Agromeđimurje d.d. Čakovec	41.390	1900 HRK
AMDN-R-A	Apartmani Medena d.d.	765.376	300 HRK
ARNT-R-A	Arenaturist d. d.	2.182.500	20 HRK
ATLN-R-A	Excelsa nekretnine d.d.	3.335.801	
ATLS-R-A	Atlas d.d. Dubrovnik	1.904.315	
ATPL-R-A	Atlantska plovidba d.d.	1.395.520	300 HRK
AUHR-R-A	Auto Hrvatska d.d. Zagreb	500.000	100 HRK
BD62-R-A	Badel 1862 d.d.	752.106	100 HRK
BDMR-R-A	Brodomerkur d.d.	99.331	1900 HRK
BLKL-R-A	Bilokalnik-IPA d.d.	499.582	300 HRK
BLSC-R-A	Belišće d.d.	1.164.312	300 HRK
BLJE-R-A	Belje d.d. Darda	8.215.487	100 HRK
BPBA-R-A	VABA d.d.	1.765.228	100 HRK
BRIK-R-A	Borik d.d.	467.767	300 HRK
BRIN-R-A	ZIF breza d.d.	506.000	100 HRK

Symbol	Issuer	Number of listed shares	Nominal value
BRNK-R-A	Brionka d. d.	132.410	380 HRK
BRST-R-A	Brestovac d.d.	172.800	300 HRK
BZJK-R-A	Božjakovina d.d.	204.989	300 HRK
CEBA-P-A	Centar banka d.d.	62.500	400 HRK
CEBA-R-A	Centar banka d.d.	284.249	400 HRK
CHAG-R-A	Chromos agro d.d.	120.497	500 HRK
CKML-R-A	Čakovečki mlinovi d.d.	105.000	400 HRK
CRAL-P-A	Croatia airlines d.d.	17.590	100 HRK
CRAL-P-A1	Croatia airlines d.d.	6.762	100 HRK
CRAL-P-A2	Croatia airlines d.d.	13.025	100 HRK
CRAL-P-A3	Croatia airlines d.d.	7.356	100 HRK
CRAL-P-A4	Croatia airlines d.d.	6.464	100 HRK
CRAL-R-A	Croatia airlines d.d.	4.924.279	200 HRK
CRBT-R-A	Croatia-baterije d.d.	180.090	300 HRK
CRLI-R-A	Croatia lloyd d.d.	145.076	800 HRK
CTKS-R-A	Čateks d.d.	246.201	300 HRK
DALS-R-A	Dalma d.d.	1.241.157	370 HRK
DDJH-R-A	Đuro Đaković holding d.d.	3.237.068	100 HRK
DIOK-R-A	Dioki d.d.	4.042.058	240 HRK
DLTC-R-A	Dalit corp. d.d.	304.130	100 DEM
DLVN-R-A	Dalmacijavino d.d.	777.500	200 HRK
DTR-R-A	DTR d.d.	107.850	100 DEM
DUPM-R-A	Dubrovačko primorje d.d.	354.410	300 HRK
ELKL-R-A	Elektrometal d.d.	83.867	380 HRK
ELKP-R-A	Elektroprojekt d.d.	89.800	380 HRK
ELPR-R-A	Elektropromet d.d.	334.860	300 HRK
ERNT-R-A	Ericsson Nikola Tesla d.d.	1.331.650	100 HRK
EXCL-R-A	Hotel Excelsior d.d.	1.147.734	100 HRK
FMPS-R-A	ZIF Fima Proprius d.d.	2.003.172	100 HRK
FNVC-R-A	Finvest Corp d. d.	617.751	400 HRK
FRNK-R-A	Franck d.d.	427.170	600 HRK
HBEL-R-A	Hotel Bellevue d.d.	172.246	300 HRK
HBRL-R-A	Hoteli Brela d.d.	684.105	200 HRK
HBVD-R-A	Hoteli Baška voda d.d.	286.383	300 HRK
HCRC-P-A	Hoteli Croatia d.d.	402.500	100 HRK
HCRC-R-A	Hoteli Croatia d.d.	1.079.040	100 HRK
HCVT-R-A	Hoteli Cavtat d.d.	614.180	200 HRK
HDEL-R-A	Hidroelektra niskogradnja d.d.	623.881	100 HRK
HEFA-R-A	Helios Faros d.d.	338.420	200 HRK
HGSP-R-A	HG Spot d.d.	330.000	100 HRK
HHLD-R-A	Hoteli Haludovo Malinska d.d.	10.732.908	20 HRK
HIMR-R-A	Imperial d.d.	635.855	400 HRK
HJDR-R-A	Hoteli Jadran d.d.	107.115	700 HRK
HMAM-R-A	Hoteli Makarska d.d.	1.119.470	200 HRK
HMDN-R-A	Hotel Medena d.d.	393.800	300 HRK
HMST-R-A	Hoteli Maestral d.d.	515.720	200 HRK
HPB-R-A	HPB d.d.	594.836	1100 HRK

Symbol	Issuer	Number of listed shares	Nominal value
HPDG-R-A	Hoteli Podgora d.d.	366.250	370 HRK
HTCP-R-A	Hoteli Tučepi, d.d.	548.200	300 HRK
HTPK-R-A	HTP Korčula d.d.	427.431	300 HRK
HTPO-R-A	HTP Orebić d.d.	175.820	200 HRK
HUPZ-R-A	HUP - Zagreb d.d.	463.470	400 HRK
HVDC-R-A	Hoteli Vodice d.d.	468.634	
HZVG-R-A	Hoteli Živogošće d.d.	302.760	370 HRK
IKBA-P-A	Istarska kreditna banka Umag d.d.	3.026	1100 HRK
IKBA-R-A	Istarska kreditna banka Umag d.d.	144.974	1100 HRK
ILRA-R-A	Ilirija d.d.	249.386	400 HRK
IMZV-R-A	Imunološki zavod d.d.	225.284	380 HRK
INDG-R-A	Industrogradnja d.d.	452.400	1000 HRK
IPKK-R-A	Termes grupa d.d.	715.090	100 HRK
IPKO-R-A	IPK Osijek d.d.	4.461.755	100 HRK
ISTR-R-A	Istra d.d.	64.980	1700 HRK
JAKT-R-A	Jadran kapital d.d. u likvidaciji	791.636	100 HRK
JDBA-R-A	Jadranska banka d.d.	119.623	2000 HRK
JDGT-R-A	Jadroagent d.d.	110.845	400 HRK
JDKM-R-A	Jadrnkamen d.d. u stečaju	217.330	370 HRK
JDOS-R-A	Jadransko osiguranje d.d.	125.000	400 HRK
JDPL-R-A	Jadroplov d.d.	1.636.674	360 HRK
JDRA-R-A	Jadranka d. d.	332.484	1000 HRK
JDRF-R-A	Jadran film d.d.	163.470	100 DEM
JDTC-R-A	Jadran d.d.	141.633	300 HRK
JLSA-R-A	Jelsa d.d.	1.343.473	70 HRK
JMNC-R-A	Jamnica d.d.	22.126	3800 HRK
JNAF-R-A	Janaf d.d.	742.846	2700 HRK
JTMN-R-A	Jadran d.d. TMN	173.560	300 HRK
KABA-P-A	Karlovačka banka d.d.	10.824	100 HRK
KABA-R-A	Karlovačka banka d.d.	1.339.176	100 HRK
KAPF-R-A	Kapitalni fond d.d.	3.845.501	100 HRK
KBZ-R-A	Kreditna banka Zagreb d.d.	1.865.532	100 HRK
KMSK-R-A	Kamensko d.d.	212.671	400 HRK
KNZM-R-A	Konzum d.d.	22.702.860	10 HRK
KODT-P-A	Končar - distributivni i specijalni transformatori d.d.	61.428	300 HRK
KODT-R-A	Končar - distributivni i specijalni transformatori d.d.	194.188	300 HRK
KOES-R-A	Koestlin d.d.	130.276	700 HRK
KOKA-R-A	Koka d.d.	903.220	200 HRK
KORF-R-A	Valamar Adria Holding d.d.	7.467.235	50 HRK
KOSK-P-A	Končar - sklopna postrojenja d.d.	40.718	300 HRK
KOSK-R-A	Končar - sklopna postrojenja d.d.	82.502	300 HRK
KRAS-R-A	Kraš d.d.	1.373.621	400 HRK
KSST-R-A	Kaštelanski staklenici d.d.	113.593	2500 HRK
KTJV-R-A	Kutjevo d. d.	5.726.429	50 HRK
KTKS-R-A	Koteks d.d.	669.467	50 HRK
LANO-R-A	Laguna Novigrad d. d.	15.596.462	10 HRK
LANT-R-A	Lantea grupa d.d.	672.671	60 HRK

Symbol	Issuer	Number of listed shares	Nominal value
LEDO-R-A	Ledo d.d.	220.170	380 HRK
LKRI-R-A	Luka Rijeka d.d.	5.980.475	100 HRK
LPLH-R-A	Lošinjska plovidba - holding d.d.	662.416	350 HRK
LRH-R-A	Liburnia riviera hoteli d. d.	302.641	3200 HRK
LURA-R-A	Dukat d.d.	3.000.000	100 HRK
LVCV-R-A	Lavčević d.d.	478.200	300 HRK
MAIS-R-A	Maistra d. d.	10.944.339	
MDPL-R-A	Mediteranska plovidba d.d. u stečaju	156.126	370 HRK
MGKP-R-A	MGK-pack d.d.	219.862	200 HRK
MIO-R-A	Mio d.d.	286.914	300 HRK
MIV-R-A	MIV d.d.	15.018	3700 HRK
MLNR-R-A	Mlinar d.d.	195.409	400 HRK
MLNR-R-B	Mlinar d.d.	60.000	660 HRK
MRNA-R-A	Mirna d.d.	368.040	100 HRK
MRSK-R-A	Maraska d.d.	318.793	300 HRK
NVBA-R-A	Nava banka d.d.	426.981	100 HRK
OLVD-R-A	Olympia Vodice d.d.	468.786	
PAN-R-A	PAN - trgopromet d.d.	532.207	100 HRK
PBZ-R-A	PBZ d.d.	19.074.769	100 HRK
PDBA-R-A	Podravska banka d.d.	668.749	400 HRK
PIKR-R-A	PIK d. d.	233.460	350 HRK
PIVK-R-A	PIK-Vinkovci d.d.	317.225	400 HRK
PKMI-R-A	PPK d.d.	96.136	400 HRK
PLAG-P-A	Plava laguna d.d.	105.000	1000 HRK
PLAG-R-A	Plava laguna d.d.	546.318	1800 HRK
PLCH-R-A	Palace hotel Zagreb d.d.	126.726	400 HRK
PLTO-R-A	Pluto d.d.	87.440	400 HRK
PLJK-R-A	Puljanka d.d.	1.055.558	100 HRK
PPOR-R-A	PP Orahovica d.d.	165.803	100 HRK
PUNT-P-A	Pounje d.d.	600.000	10 HRK
PUNT-R-A	Pounje d.d.	2.666.700	10 HRK
PURI-R-A	Puris d. d.	625.801	
QUNE-R-A	Quaestus nekretnine d.d.	2.255.463	100 HRK
RGNC-R-A	Regeneracija d.d.	37.424	2000 HRK
RIVP-R-A	Riviera Adria d.d.	106.546.340	10 HRK
RIZO-R-A	RIZ-odašiljači d.d.	374.179	370 HRK
SAPN-R-A	Saponia d.d.	658.564	300 HRK
SCOS-R-A	Sunce osiguranje d.d.	407.261	100 HRK
SDBA-R-A	Banka splitsko-dalmatinska d.d.	471.620	100 HRK
SLDM-R-A	Slobodna Dalmacija d.d.	5.221.116	70 HRK
SLMK-R-A	Slavonija MK d.d.	359.487	200 HRK
SLPF-R-A	Slavonski ZIF d.d.	3.346.418	90 HRK
SLRS-R-A	Solaris d.d.	617.719	300 HRK
SLTK-R-A	Slavonijatekstil d.d.	14.255	3600 HRK
SMNS-R-A	Siemens d.d.	945.906	100 HRK
SNBA-R-A	Slatinska banka d.d.	918.972	100 HRK
SPVA-R-A	Spačva d.d. Vinkovci	276.522	300 HRK

Symbol	Issuer	Number of listed shares	Nominal value
SSNC-P-A1	Banco Popolare Croatia	18.200	500 HRK
SSNC-R-A	Banco Popolare Croatia	159.460	500 HRK
SUNH-R-A	Sunčani Hvar d.d.	7.310.971	40 HRK
TEP-R-A	TEP d.d.	377.847	200 HRK
THMT-R-A	Tehnomont d. d.	268.321	300 HRK
THNK-R-A	Tehnika d.d.	189.460	900 HRK
TISK-R-A	Tisak d.d.	2.386.587	100 HRK
TKPR-R-A	Tekstilpromet d.d.	81.842	400 HRK
TLM-R-A	TLM d.d.	1.840.082	
TNKC-R-A	Tankerkomerc d.d.	34.182	1880 HRK
TNPL-R-A	Tankerska plovidba d.d.	626.385	600 HRK
TOZ-R-A	TOZ penkala, Tvornica olovaka Zagreb d.d.	200.000	300 HRK
TRFM-R-A	Terra firma d. d.	36.000	1000 HRK
TRMD-R-A	Terra Mediterranea d.d.	230.997	100 HRK
TSTR-R-A	Tekstilstroj d.d.	114.442	130 HRK
TUHO-R-A	Turisthotel d.d.	394.756	300 HRK
ULJN-R-A	ULJANIK d. d.	2.236.253	300 HRK
UNPP-R-A	Unijapapir d.d.	19.394	1800 HRK
VDKT-R-A	Viadukt d.d.	456.813	300 HRK
VDZG-R-A	Vodoprivreda Zagreb d.d.	395.449	100 HRK
VELO-R-A	Velebit osiguranje d.d.	660.000	100 HRK
VIS-R-A	Vis d.d.	517.839	100 HRK
VJSN-R-A	Vjesnik d.d.	1.061.683	100 HRK
VLBT-R-A	Velebit, zatvoreni investicijski fond, d.d. u likvidaciji	674.004	10 HRK
VLDS-R-A	Validus d.d.	2.701.538	100 HRK
VLEN-R-B	Viktor Lenac d.d.	13.844.447	10 HRK
VPIK-R-A	Vupik d.d.	1.505.473	400 HRK
VRBS-R-A	Vrboska d.d.	128.650	300 HRK
VZIO-R-A	Velebit životno osiguranje d.d.	660.000	100 HRK
ZABA-R-A	Zagrebačka banka d.d.	320.241.955	20 HRK
ZLAR-R-A	Zlatni rat d.d.	552.319	370 HRK
ZPKL-R-A	Zagrebačke pekarnice Klara d.d.	283.760	400 HRK
ZTNJ-R-A	Žitnjak d.d.	205.643	690 HRK
ZVCV-R-A	Zvečevo d.d.	307.808	200 HRK
ZVZD-R-A	Zvijezda d.d.	100.257	2000 HRK
MTF			
ADBK-R-A	Auto-Dubrovnik d.d.	60.073	300 HRK
AGED-R-A	Agram educa d.d.	41.000	1000 HRK
ASER-R-A	Automehanika servisi d.d.	26.843	400 HRK
BCIN-R-A	BC institut d.d.	166.500	180 HRK
BRBA-P-A	Banka Brod d. d.	2.547	3800 HRK
DHBJ-R-A	Euroduhan d.d.	8.115	1800 HRK
EHOS-R-A	Euroherc osiguranje d.d.	305.010	200 HRK
EPLT-R-A	Europlantaže d.d.	444.260	10 HRK
EUDS-R-A	Euro Daus d.d.	71.182	200 HRK
GBRT-R-A	Gabarit d.d.	68.100	10 HRK
HDBK-R-A	Dubrovnik - Babin kuk d.d.	1.765.010	300 HRK

Symbol	Issuer	Number of listed shares	Nominal value
HMNS-R-A	Humanitas d.d.	1.341.190	10 HRK
HRDH-R-A	Hrvatski duhani d.d.	842.807	300 HRK
INFS-R-A	Infosistem d.d.	53.557	400 HRK
ISAU-R-A	Istra - auto d.d.	83.523	200 HRK
KMKA-R-A	Kemika d.d.	95.259	300 HRK
KOSN-P-A	Končar - električni aparati srednjeg napona d.d.	26.383	300 HRK
KOSN-R-A	Končar - električni aparati srednjeg napona d.d.	39.216	300 HRK
OPEK-R-A	Opeka d.d.	516.000	100 HRK
PRFC-R-A	Proficio d.d.	3.912.908	10 HRK
PSMR-R-A	Pismorad d.d.	23.290	370 HRK
RZVI-R-A	Razvitak d.d.	2.123.040	10 HRK
SEM-R-A	Linjska nacionalna plovidba d.d.	413.383	10 HRK
SLDR-R-A	Sladorana d.d.	2.668.247	100 HRK
SM86-R-A	SEM 1986 d.d.	136.432	100 HRK
SNHO-R-A	SN holding d.d.	2.670.000	HRK
SPNV-R-A	Spin Valis d. d. Požega	72.905	400 HRK
TDZ-R-A	Tvornica duhana Zagreb d.d.	324.808	700 HRK
TIMT-R-A	DALEKOVOĐ TIM d.d.	285.400	100 HRK
TNER-R-A	Tanker d.d.	78.000	100 HRK
TSHC-R-A	Tvornica stočne hrane d.d.	13.551	800 HRK
VLHO-R-A	Valamar grupa d.d.	6.295.636	
ZEP-R-A	Zagrebačko elektrotehničko poduzeće d.d.	75.560	370 HRK

4. Listed Bonds

Symbol	Issuer	Nominal value	Listed quantity	Coupon rate	Maturity
Official Market					
ATGR-O-169A	Atlantic grupa d.d.	1 HRK	115.000.000	6,750	20.9.2016
FNOI-D-127A	Fond za naknadu oduzete imovine	1 EUR	3.733.790	0,000	1.7.2012
FNOI-D-131A	Fond za naknadu oduzete imovine	1 EUR	3.733.790	0,000	1.1.2013
FNOI-D-137A	Fond za naknadu oduzete imovine	1 EUR	3.733.790	0,000	1.7.2013
FNOI-D-141A	Fond za naknadu oduzete imovine	1 EUR	3.733.790	0,000	1.1.2014
FNOI-D-147A	Fond za naknadu oduzete imovine	1 EUR	3.733.790	0,000	1.7.2014
FNOI-D-151A	Fond za naknadu oduzete imovine	1 EUR	3.733.790	0,000	1.1.2015
FNOI-D-157A	Fond za naknadu oduzete imovine	1 EUR	3.733.790	0,000	1.7.2015
FNOI-D-161A	Fond za naknadu oduzete imovine	1 EUR	3.733.790	0,000	1.1.2016
FNOI-D-167A	Fond za naknadu oduzete imovine	1 EUR	3.733.790	0,000	1.7.2016
FNOI-D-171A	Fond za naknadu oduzete imovine	1 EUR	3.733.790	0,000	1.1.2017
FNOI-D-177A	Fond za naknadu oduzete imovine	1 EUR	3.733.790	0,000	1.7.2017
FNOI-D-181A	Fond za naknadu oduzete imovine	1 EUR	3.733.790	0,000	1.1.2018
FNOI-D-187A	Fond za naknadu oduzete imovine	1 EUR	3.733.790	0,000	1.7.2018
FNOI-D-191A	Fond za naknadu oduzete imovine	1 EUR	3.733.790	0,000	1.1.2019
FNOI-D-197A	Fond za naknadu oduzete imovine	1 EUR	3.733.790	0,000	1.7.2019
GDRI-O-167A	Grad Rijeka	1 EUR	24.574.513	4,125	18.7.2016

Symbol	Issuer	Nominal value	Listed quantity	Coupon rate	Maturity
GDST-O-137A	Grad Split	1 EUR	8.000.000	4,563	24.7.2013
GDST-O-15BA	Grad Split	1 EUR	8.100.000	4,750	27.11.2015
GDST-O-177A	Grad Split	1 EUR	8.200.000	6,000	8.7.2017
HEP-O-13BA	HEP d.d.	1 HRK	500.000.000	5,000	29.11.2013
HEP-O-17CA	HEP d.d.	1 HRK	700.000.000	6,500	7.12.2017
HOTR-O-173A	Hospitalija trgovina d.o.o.	1 EUR	7.715.000	9,750	23.3.2017
HP-O-127A	HP - Hrvatska pošta d.d.	1 EUR	41.000.000	9,000	1.7.2012
INGR-O-11CA	Ingra d.d.	1 HRK	162.425.661	6,125	6.12.2016
JDGL-O-126A	Jadran - galenski laboratorij d. d.	1 HRK	125.000.000	5,650	11.6.2012
JDGL-O-166A	Jadran - galenski laboratorij d. d.	1 HRK	140.000.000	5,760	10.6.2016
JDRA-O-129A	Jadranka d. d.	1 HRK	75.000.000	6,475	13.9.2012
JRLN-O-12AA	Jadrolinija	1 HRK	70.000.000	6,500	25.10.2012
MTEL-O-137A	Metronet telekomunikacije d.d.	1 EUR	19.800.000	12,000	17.7.2013
OIV-O-14BA	Odašiljači i veze d.o.o.	1 HRK	100.000.000	7,250	20.11.2014
OPTE-O-142A	OT-optima telekom d.d.	1 HRK	250.000.000	9,125	1.2.2014
PLOR-O-133A	Plodine d. d.	1 HRK	100.000.000	9,000	4.3.2013
RHMF-O-125A	Ministarstvo financija Republike Hrvatske	1 EUR	500.000.000	6,875	23.5.2012
RHMF-O-137A	Ministarstvo financija Republike Hrvatske	1 HRK	4.000.000.000	4,500	11.7.2013
RHMF-O-142A	Ministarstvo financija Republike Hrvatske	1 EUR	650.000.000	5,500	10.2.2014
RHMF-O-157A	Ministarstvo financija Republike Hrvatske	1 EUR	350.000.000	4,250	14.7.2015
RHMF-O-15CA	Ministarstvo financija Republike Hrvatske	1 HRK	5.500.000.000	5,250	15.12.2015
RHMF-O-167A		1 HRK	1.500.000.000	5,750	22.7.2016
RHMF-O-172A	Ministarstvo financija Republike Hrvatske	1 HRK	5.500.000.000	4,750	8.2.2017
RHMF-O-17BA	Ministarstvo financija Republike Hrvatske	1 HRK	4.000.000.000	6,250	25.11.2017
RHMF-O-19BA	Ministarstvo financija Republike Hrvatske	1 EUR	500.000.000	5,375	29.11.2019
RHMF-O-203A	Ministarstvo financija Republike Hrvatske	1 HRK	5.000.000.000	6,750	5.3.2020
RHMF-O-203E	Ministarstvo financija Republike Hrvatske	1 EUR	1.000.000.000	6,500	5.3.2020
RHMF-O-227E	Ministarstvo financija Republike Hrvatske	1 EUR	600.000.000	6,500	22.7.2022
RIBA-O-177A	Erste&Steiermärkische Bank d. d.	1 EUR	80.000.000	6,500	18.7.2017
RPRO-O-181A	Rijeka promet d. d.	1 HRK	192.000.000	6,813	25.1.2018
SCVI-O-14CA	ŠC Višnjik d.o.o.	1 EUR	9.600.000	8,810	23.12.2014
Regular Market					
GROS-O-17AA	Grad Osijek	1 HRK	25.000.000	5,500	30.10.2017
GRVI-O-17AA	Grad Vinkovci	1 HRK	42.000.000	5,500	23.10.2017

5. Listed rights

Symbol	Issuer	Nominal value	Listed quantity
RHMJ-A-A	Republika Hrvatska	1 HRK	400.000.000
RHMF-A-A	Republika Hrvatska	1 HRK	644.750.000

6. Listed Commercial Papers

Symbol	Issuer	Nominal value	Listed quantity
Official Market			
DLKV-M-224A	Dalekovod d.d.	1 HRK	23.484.985
DLKV-M-224E	Dalekovod d.d.	1 EUR	2.507.163
DLKV-M-235A	Dalekovod d.d.	1 HRK	9.806.413
IGH-M-223A	Institut IGH d.d.	1 EUR	11.100.000
INGR-M-244E	Ingra d.d.	1 EUR	4.503.655
MTEL-M-218A	Metronet telekomunikacije d.d.	1 EUR	1.840.000
MTEL-M-245A	Metronet telekomunikacije d.d.	1 EUR	4.474.000
PTKM-M-218A	Petrokemija d.d.	1 HRK	34.000.000
PTKM-M-236A	Petrokemija d.d.	1 HRK	47.176.464
ULPL-M-230A	Uljanik Plovidba d. d.	1 HRK	35.000.000
Regular Market			
ZGMN-M-249A	Zagreb-Montaža d.o.o.	1 HRK	30.000.000