



ZAGREBAČKA BURZA  
THE ZAGREB STOCK EXCHANGE

# Trading Summary First quarter of 2010

**Zagreb, April 2010.**

**This report or any part thereof may be reprinted, copied or redistributed in any way only with prior written permission and full credit.**

The information contained herein is compiled and collected with care, but total accuracy and/or completeness is not guaranteed by the Zagreb Stock Exchange (ZSE). This publication is issued with the express condition to which everyone purchasing and making use thereof assents that no liability shall be incurred by ZSE. This publication is issued for information purposes only and is not to be construed in any way as an invitation to purchase or sell any security mentioned herein. ZSE recommends to any potential investor to seek professional advice before investing.

Copyright © 2010. Zagrebačka burza d.d.  
Zagreb  
Ivana Lučića 2a

All rights reserved.

# Content:

- 1. TRADING STATISTICS ..... 1**
  - 1.1. GENERAL CHARACTERISTICS ..... 1
  - 1.2. TRADING OVERVIEW BY MONTH ..... 2
  - 1.3. STOCKS WITH THE LARGEST MARKET CAPITALIZATION ..... 4
  - 1.4. MOST ACTIVE STOCKS BY TURNOVER ..... 5
  - 1.5. STOCKS PERFORMANCE ..... 6
  - 1.6. BOND PERFORMANCE ..... 9
  - 1.7. TOP 10 MEMBERS BY EQUITY TURNOVER ..... 11
  - 1.8. TOP 10 MEMBERS BY BOND TURNOVER ..... 11
  - 1.9. TOP 10 MEMBERS BY TOTAL TURNOVER ..... 11
  - 1.10. BEST PERFORMING STOCKS ..... 12
  - 1.11. UNDER PERFORMING STOCKS ..... 12
- 2. PRICES AND VOLUMES FOR THE MOST ACTIVE STOCKS ..... 13**
- 3. LISTED COMPANIES ..... 16**
- 4. LISTED BONDS ..... 22**
- 5. LISTED RIGHTS ..... 25**
- 6. LISTED COMMERCIAL PAPERS ..... 25**



# 1. Trading statistics

## 1.1. General characteristics

(Market Capitalization in HRK millions)

	Fourth quarter of 2009	First quarter of 2010	% change
Regulated turnover			
Stocks	1.595.573.940	1.294.827.912	-18,8%
Bonds	70.471.613	53.986.621	-23,4%
Rights	45.479	0	-
Commercial bills	0	0	-
Block turnover	0	0	-
Reported turnover	85.341.828	378.567.277	343,6%
Institutional turnover	805.974.053	1.633.280.941	102,6%
<b>Total turnover</b>	<b>2.557.406.912</b>	<b>3.360.662.751</b>	<b>31,4%</b>
Regulated volume:			
Stocks	7.692.999	6.134.810	-20,3%
Bonds	50.826.007	41.066.815	-19,2%
Rights	45.479	0	-
Commercial bills	0	0	-
Block volume	0	0	-
Reported volume	68.511.339	255.059.239	272,3%
Institutional volume	643.847.278	1.228.208.870	90,8%
<b>Total volume</b>	<b>770.923.102</b>	<b>1.530.469.734</b>	<b>98,5%</b>
CROBEX <sup>®</sup>	2.004,06	2.142,82	6,9%
CROBEX10	1.054,48	1.158,23	9,8%
CROBIS <sup>®</sup>	95,84	97,02	1,2%
Total number of trades	104.962	81.400	-22,4%
Number of securities traded	215	206	-4,2%
Number of trading days	63	62	-1,6%
<b>Market Capitalization</b>			
Equities	135.368,2	141.898,1	4,8%
Bonds	36.255,8	42.638,1	17,6%
<b>Total</b>	<b>171.624,0</b>	<b>184.536,2</b>	<b>7,5%</b>
Daily average:			
Turnover	40.593.761	54.204.238	33,5%
Volume	12.236.875	24.684.996	101,7%
Number of trades	1.666	1.313	-21,2%

## 1.2. Trading Overview by Month

(Market Capitalization in HRK millions)

Month	Number of trades		Volume		Number of securities traded	Market Capitalization
	Total	Average daily	Total	Average daily		
January	25.891	1.363	326.305.426	17.173.970	170	143.775,3
February	27.862	1.393	200.202.876	10.010.144	177	135.368,2
March	27.647	1.202	1.003.961.432	43.650.497	184	141.898,1
<b>Total</b>	<b>81.400</b>	<b>1.313</b>	<b>1.530.469.734</b>	<b>24.684.996</b>	<b>206</b>	

(Turnover in HRK millions)

Month	Equity		Bonds		Rights		Total turnover
	Turnover	%	Turnover	%	Turnover	%	
January	429,9	48,3	460,5	51,7	0,0	0,0	890,5
February	438,0	65,2	234,0	34,8	0,0	0,0	672,0
March	426,9	23,7	1.371,3	76,3	0,0	0,0	1.798,2
<b>Total</b>	<b>1.294,8</b>	<b>38,5</b>	<b>2.065,8</b>	<b>61,5</b>	<b>0,0</b>	<b>0,0</b>	<b>3.360,7</b>

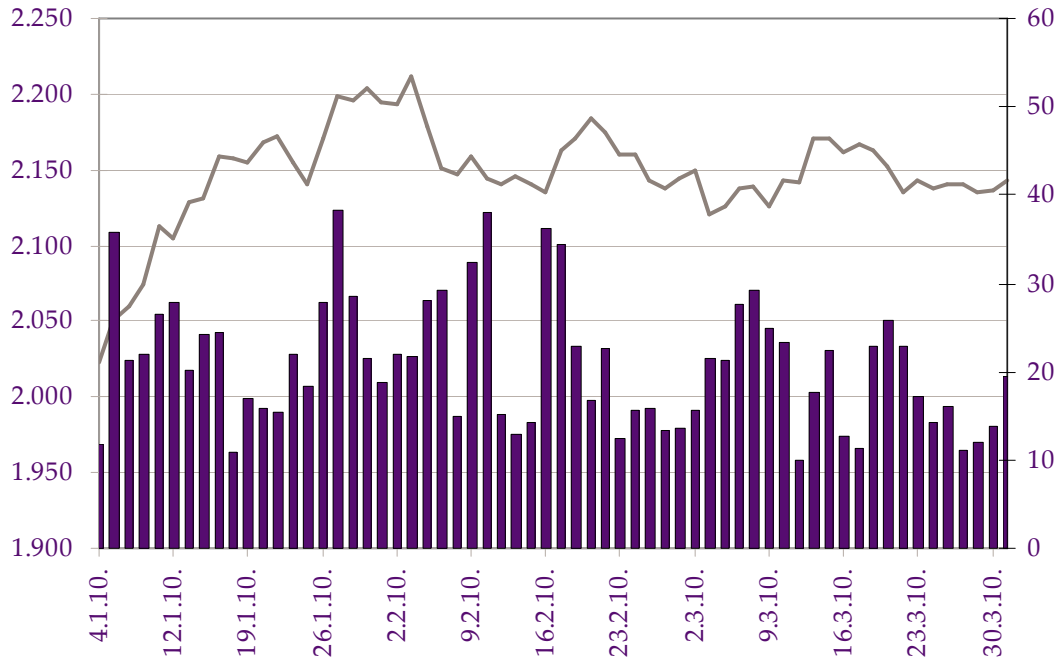


Chart 1: CROBEX® and equity turnover

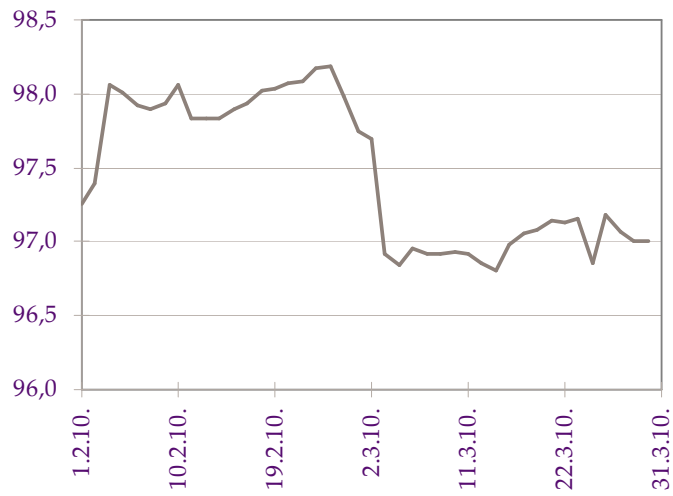


Chart 2: Zagreb Stock Exchange bond index CROBIS®

### 1.3. Stocks with the Largest Market Capitalization

	Symbol	Issuer	Market capitalization (HRK mil)	Pct (%)	Cumulative percentage
1	HT-R-A	HT d.d.	26.332,9	18,6	18,6
2	INA-R-A	Ina d.d.	17.740,0	12,5	31,1
3	ZABA-R-A	Zagrebačka banka d.d.	16.339,4	11,5	42,6
4	PBZ-R-A	PBZ d.d.	11.443,1	8,1	50,6
5	STBA-R-A	Societe Generale-Splitska banka d.d.	7.273,1	5,1	55,8
6	RIBA-R-A	Erste&Steiermärkische Bank d. d.	5.605,5	4,0	59,7
7	KNZM-R-A	Konzum d.d.	3.768,7	2,7	62,4
8	ADRS-R-A	Adris grupa d. d.	3.269,4	2,3	64,7
9	DLMC-R-A	Dalmacijacement d.d.	2.891,7	2,0	66,7
10	ZAPI-R-A	Zagrebačka pivovara d.d.	2.352,3	1,7	68,4
		Others	44.882,0	31,6	100,0
		<b>Total</b>	<b>141.898,1</b>		

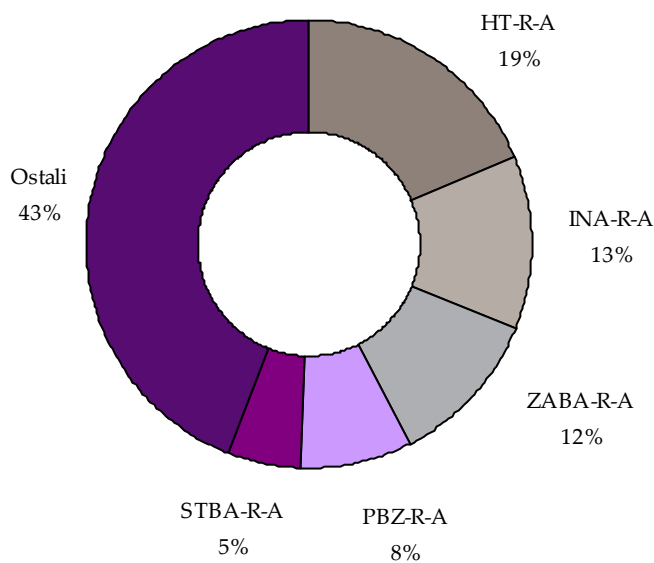


Chart 3: Market Capitalization



## 1.4. Most Active Stocks by Turnover

	Symbol	Issuer	Turnover (HRK)	Pct (%)	Cumulative percentage
1	HT-R-A	HT d.d.	417.196.220	24,2	24,2
2	IGH-R-A	Institut IGH d.d.	90.101.348	14,1	38,3
3	ATPL-R-A	Atlantska plovidba d.d.	83.684.377	6,7	44,9
4	DLKV-R-A	Dalekovod d.d.	66.925.985	6,3	51,3
5	ADRS-P-A	Adris grupa d. d.	60.535.397	5,3	56,5
6	INA-R-A	Ina d.d.	54.965.938	3,4	60,0
7	INGR-R-A	Ingra d.d.	48.322.964	3,4	63,3
8	ERNT-R-A	Ericsson Nikola Tesla d.d.	36.220.367	3,0	66,4
9	PODR-R-A	Podravka d.d.	33.175.309	2,7	69,1
10	KOEI-R-A	Končar - elektroindustrija d.d.	27.103.387	2,5	71,6
		Others	376.596.620	28,4	100,0
		<b>Total</b>	<b>1.294.827.912</b>		

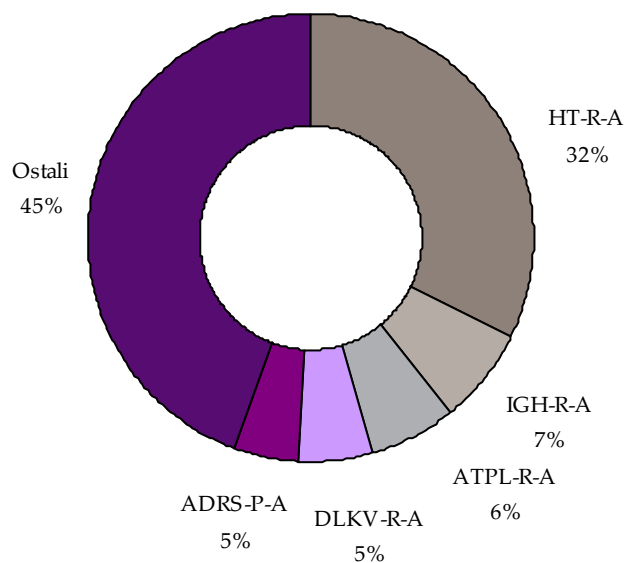


Chart 4: Structure of equity turnover

## 1.5. Stocks Performance

(All prices and turnover in HRK, Market Capitalization in HRK millions)

	High	Low	Last	Date of last trade	Change (%)	Volume	Turnover	Market capitalization
<b>Official Market</b>								
ATGR-R-A	743,98	672,00	698,99	31.3.2010	2,6	34.013	24.127.334	1.726,5
BLSC-R-A	580,00	420,00	490,00	31.3.2010	16,1	30.867	16.055.206	570,5
CROS-P-A	6.000,00	4.500,00	5.350,00	25.3.2010	-10,8	27	146.370	46,8
CROS-R-A	5.948,87	4.730,03	5.098,00	29.3.2010	2,0	641	3.291.338	1.568,1
DLKV-R-A	372,00	314,50	360,00	31.3.2010	11,1	192.678	66.925.985	825,8
HT-R-A	324,79	273,03	321,57	31.3.2010	17,1	1.366.712	417.196.220	26.332,9
IGH-R-A	3.397,40	2.300,17	2.540,00	31.3.2010	-1,9	32.185	90.101.348	402,8
INA-R-A	1.940,00	1.635,00	1.774,00	31.3.2010	7,5	30.316	54.965.938	17.740,0
INGR-R-A	43,76	36,00	38,47	31.3.2010	-4,9	1.186.772	48.322.964	288,5
ISTT-R-A	410,00	288,00	378,80	31.3.2010	26,3	18.000	6.521.373	1.770,9
MDKA-R-A	8.000,05	6.813,00	7.000,00	31.3.2010	-12,5	55	415.123	211,4
MGMA-R-A	63,00	48,11	55,44	31.3.2010	-2,7	24.427	1.385.095	270,2
OPTE-R-A	43,25	33,00	40,08	31.3.2010	17,2	159.541	6.084.027	113,0
PODR-R-A	400,00	285,00	330,98	31.3.2010	11,4	98.786	33.175.309	1.793,9
PTKM-R-A	149,00	122,02	132,50	31.3.2010	-2,6	135.905	18.890.936	442,7
VART-R-1	36,40	26,00	28,00	31.3.2010	-6,5	23.465	691.131	53,8
VERN-R-A	61,95	52,05	61,00	30.3.2010	1,7	15.279	915.569	112,5
VIRO-R-A	420,00	359,98	368,68	31.3.2010	2,4	23.404	9.092.786	511,2
<b>Regulated Market</b>								
ACI-R-A	3.139,99	2.669,00	3.013,00	29.3.2010	7,6	193	572.170	334,6
ADPL-R-A	109,30	76,01	85,50	31.3.2010	8,2	80.895	7.678.643	359,1
ADRS-P-A	294,10	254,56	292,00	31.3.2010	12,7	218.839	60.535.397	1.981,0
ADRS-R-A	350,00	275,00	340,00	31.3.2010	17,2	47.146	15.175.249	3.269,4
AGMM-R-A	999,98	999,97	999,97	23.3.2010	0,0	51	50.998	41,4
AMDN-R-A	60,02	50,01	60,02	8.3.2010	20,0	50	2.801	45,9
ARNT-R-A	68,99	45,00	68,99	29.3.2010	53,0	2.728	154.604	150,6
ATLN-R-A	25,49	20,50	22,89	31.3.2010	-7,4	28.519	633.715	76,4
ATLS-R-A	24,53	20,05	21,95	31.3.2010	20,7	5.159	113.828	41,8
ATPL-R-A	1.060,00	934,00	975,98	31.3.2010	2,7	82.481	83.684.377	1.362,0
AUHR-R-A	498,00	415,00	483,00	31.3.2010	7,8	6.457	2.972.584	319,6
BD62-R-A	139,00	86,09	95,60	31.3.2010	14,4	17.258	1.890.433	71,9
BLKL-R-A	178,98	50,00	148,50	31.3.2010	197,0	2.233	286.029	74,2
BLJE-R-A	96,87	77,82	87,89	31.3.2010	-2,3	41.515	3.654.179	722,1
BPBA-R-A	73,00	58,00	62,50	29.3.2010	2,5	3.813	239.337	110,3
BRIK-R-A	70,00	69,99	69,99	2.3.2010	-33,3	30	2.100	28,1
BRIN-R-A	27,18	21,61	24,99	19.3.2010	-3,0	7.828	186.325	12,6
BRNK-R-A	104,50	104,50	104,50	27.1.2010	0,0	18	1.881	13,8
BZJK-R-A	155,01	145,00	150,00	24.3.2010	-8,0	1.765	267.144	30,7
CEBA-P-A	279,50	240,01	270,00	31.3.2010	9,8	2.212	558.577	16,9
CEBA-R-A	277,00	241,90	273,70	31.3.2010	5,3	1.174	299.863	77,8
CHAG-R-A	440,00	259,00	400,00	24.3.2010	53,8	2.002	618.711	48,2
CHBL-R-A	160,00	150,00	160,00	15.3.2010	6,6	121	18.340	46,0
CKML-R-A	3.390,00	2.560,00	3.390,00	31.3.2010	29,1	1.770	5.364.694	356,0
CRAL-R-A	200,00	200,00	200,00	26.3.2010	24,9	7	1.400	984,9
CRLR-R-A	3.400,00	3.149,00	3.150,00	10.3.2010	-1,6	47	153.744	457,0
DDJH-R-A	40,90	33,07	36,00	31.3.2010	-0,9	170.836	6.232.372	116,5
DIOK-R-A	150,96	115,00	124,50	31.3.2010	-4,2	10.987	1.396.516	503,2
DKVS-R-A	34,00	8,51	14,70	31.3.2010	-52,6	305.649	5.114.432	15,5
ELKL-R-A	312,99	312,99	312,99	25.2.2010	-0,6	51	15.962	26,2
ELKP-R-A	682,05	570,00	682,05	26.3.2010	24,0	183	113.677	61,2
ELPR-R-A	64,90	30,50	45,04	31.3.2010	-24,9	20.961	1.017.241	15,1
ERNT-R-A	1.518,99	1.313,21	1.475,01	31.3.2010	10,1	24.829	36.220.367	1.964,2

	High	Low	Last	Date of last trade	Change (%)	Volume	Turnover	Market capitalization
FMPS-R-A	34,00	23,00	24,30	31.3.2010	-13,2	381.515	9.176.630	48,7
FNVC-R-A	142,00	112,00	119,99	30.3.2010	20,0	621	73.656	74,1
FRNK-R-A	845,00	784,02	829,00	29.3.2010	6,3	696	569.855	354,1
HBAS-R-A	103,50	100,00	103,25	4.3.2010	3,2	106	10.801	30,9
HBVD-R-A	100,00	100,00	100,00	19.3.2010	2,0	909	90.900	28,6
HCRC-R-A	120,00	90,03	90,03	4.2.2010	-10,0	144	13.922	97,1
HDBK-R-A	76,49	59,50	76,49	11.1.2010	52,9	149	9.536	135,0
HDEL-R-A	257,00	207,00	222,93	31.3.2010	-1,8	15.288	3.538.456	139,1
HDUZ-R-A	510,00	400,02	400,02	9.3.2010	-30,9	194	82.803	106,9
HGSP-R-A	68,75	34,00	34,90	31.3.2010	-42,3	104.412	5.040.215	11,5
HIMR-R-A	199,00	160,00	199,00	31.3.2010	24,4	815	143.069	126,5
HMAM-R-A	109,80	90,00	105,00	26.2.2010	6,1	1.620	150.088	117,5
HOMS-R-A	8,00	7,01	7,12	17.3.2010	17,9	236	1.677	1,7
HPB-R-A	1.900,01	1.510,00	1.791,00	17.3.2010	-0,5	76	133.101	1.065,4
HPDG-R-A	34,20	21,10	34,00	25.3.2010	-0,2	1.217	39.669	12,5
HRBC-R-A	79,09	66,08	79,09	12.3.2010	21,3	1.084	83.700	80,1
HRDH-R-A	69,00	36,17	43,00	30.3.2010	13,2	153	6.736	36,2
HTPK-R-A	167,99	105,03	107,00	31.3.2010	-26,2	12.468	1.631.040	45,6
HUPZ-R-A	1.845,00	1.551,01	1.682,85	31.3.2010	-6,4	1.269	2.135.745	793,3
HZDZ-R-A	170,00	122,00	122,00	12.3.2010	-32,2	112	16.064	18,9
HZVG-R-A	32,00	32,00	32,00	15.3.2010	-1,5	110	3.520	9,7
IKBA-R-A	2.017,00	2.017,00	2.017,00	5.2.2010	0,0	13	26.221	292,4
IMZV-R-A	239,00	191,00	230,00	22.2.2010	-8,0	638	132.465	51,8
INDG-R-A	500,00	400,00	473,50	31.3.2010	-6,2	2.416	1.099.986	214,2
IPKK-R-A	286,00	212,12	227,98	31.3.2010	-10,0	6.409	1.558.706	163,0
IPKO-R-A	23,14	22,25	22,70	3.2.2010	-24,3	118	2.654	194,1
ISTR-R-A	500,00	500,00	500,00	10.3.2010	0,0	20	10.000	45,9
JDBA-R-A	2.700,00	2.200,13	2.510,02	29.3.2010	1,2	330	829.078	300,3
JDGT-R-A	589,98	506,05	589,98	31.3.2010	17,2	1.528	820.221	65,4
JDKM-R-A	140,00	79,98	140,00	31.3.2010	41,4	617	57.499	30,4
JDOS-R-A	2.980,00	2.300,00	2.980,00	31.3.2010	-0,6	93	254.642	372,5
JDPL-R-A	187,48	160,00	168,00	31.3.2010	4,4	82.276	14.204.909	275,0
JDRA-R-A	420,00	372,50	420,00	17.3.2010	10,5	774	297.119	139,6
JDRN-R-A	50,02	21,01	50,02	24.2.2010	0,0	186	5.001	14,1
JDTC-R-A	100,01	80,00	80,00	24.3.2010	-57,7	31	2.970	11,3
JMNC-R-A	38.500,00	37.700,00	38.000,00	12.3.2010	-14,6	61	2.316.905	840,8
JNAF-R-A	3.157,27	2.711,00	2.930,00	31.3.2010	3,7	4.942	15.009.738	2.176,5
KABA-R-A	84,50	69,00	69,02	30.3.2010	-18,3	15.871	1.199.628	92,4
KBZ-R-A	180,00	118,00	180,00	31.3.2010	-13,9	1.591	234.146	335,8
KNZM-R-A	185,00	147,00	166,00	31.3.2010	7,1	30.279	4.946.606	3.768,7
KODT-P-A	2.050,00	1.850,00	2.049,94	24.3.2010	10,8	183	360.049	63,0
KODT-R-A	2.200,50	1.930,01	2.200,00	31.3.2010	10,1	1.228	2.595.771	213,6
KOEL-R-A	517,00	434,99	460,00	31.3.2010	7,0	57.251	27.103.387	1.183,2
KOES-R-A	398,95	270,00	343,91	19.3.2010	78,8	356	111.405	44,8
KOKA-R-A	300,00	220,00	245,05	30.3.2010	22,4	1.119	301.135	221,3
KORF-R-A	45,90	38,00	40,47	31.3.2010	-1,5	109.854	4.659.135	302,2
KRAS-R-A	390,00	290,00	354,00	31.3.2010	12,7	24.850	8.474.191	486,3
KSST-R-A	750,01	750,01	750,01	25.3.2010	-25,0	21	15.750	85,2
KTJV-R-A	42,00	29,00	30,01	30.3.2010	-28,5	4.501	143.829	171,9
LANO-R-A	11,94	9,50	10,50	29.3.2010	-17,5	8.919	91.268	163,8
LANT-R-A	12,01	10,00	10,00	26.3.2010	-9,2	174	1.785	6,7
LCDS-R-A	22,00	20,69	22,00	22.2.2010	-26,7	268	5.676	55,7
LEDO-R-A	7.049,99	6.141,00	6.350,00	31.3.2010	-5,2	1.446	9.386.254	1.398,1
LKPC-R-A	1.776,97	1.500,00	1.650,00	31.3.2010	8,2	4.840	7.843.489	367,3
LKRI-R-A	196,66	165,02	169,99	31.3.2010	0,0	24.040	4.204.233	1.016,6
LPLH-R-A	164,50	140,00	158,95	31.3.2010	12,8	7.853	1.161.416	105,3
LRH-R-A	2.191,00	1.424,03	2.144,00	31.3.2010	43,4	4.045	7.134.597	648,9
LURA-R-A	295,00	240,00	295,00	16.3.2010	10,1	756	203.447	885,0
LVCV-R-A	279,00	223,03	250,00	26.3.2010	13,6	3.384	902.994	119,6

	High	Low	Last	Date of last trade	Change (%)	Volume	Turnover	Market capitalization
MAIS-R-A	77,00	63,00	71,36	31.3.2010	12,9	18.656	1.372.708	781,0
MIV-R-A	2.900,00	2.504,00	2.900,00	16.3.2010	0,0	52	146.236	43,6
MLNR-R-A	640,00	637,00	637,00	26.3.2010	0,0	491	312.782	124,5
MNDS-R-A	245,00	245,00	245,00	7.1.2010	-0,4	8	1.960	5,9
NVBA-R-A	100,00	50,00	78,88	23.3.2010	-21,1	13.865	1.251.567	33,7
OLVD-R-A	120,00	120,00	120,00	10.3.2010	90,5	142	17.040	56,3
PBZ-R-A	618,00	540,04	599,91	31.3.2010	5,8	11.474	6.651.960	11.443,1
PDBA-R-A	450,00	400,00	405,13	26.3.2010	-5,8	240	100.066	270,9
PIKR-R-A	220,60	134,01	220,60	30.3.2010	62,1	1.183	199.999	51,5
PIVK-R-A	310,00	260,00	260,01	31.3.2010	-16,3	112	32.520	82,5
PKMI-R-A	305,00	305,00	305,00	25.3.2010	0,0	167	50.935	29,3
PLAG-R-A	1.568,00	1.337,00	1.450,00	29.3.2010	20,2	704	1.020.798	792,2
PLJK-R-A	84,75	60,06	60,06	18.3.2010	20,1	478	32.520	63,4
PUNT-R-A	1,01	0,84	0,99	30.3.2010	0,0	50.282	47.111	2,6
QUNE-R-A	85,00	77,50	77,50	5.3.2010	-13,9	31.245	2.603.950	174,8
RIBA-R-A	392,00	330,04	330,04	30.3.2010	-12,9	3.594	1.293.880	5.605,5
RIVP-R-A	170,00	100,00	155,77	23.3.2010	-8,4	4.356	699.333	569,1
RIZO-R-A	139,00	100,00	139,00	31.3.2010	-44,4	481	48.685	52,0
SAPN-R-A	186,00	130,75	159,99	26.3.2010	6,7	417	68.245	105,4
SDBA-R-A	162,00	150,00	152,00	29.3.2010	-15,1	6.084	930.095	71,7
SLDM-R-A	64,98	40,01	64,98	15.3.2010	30,0	804	35.741	339,3
SLPF-R-A	34,50	29,00	34,30	31.3.2010	-1,9	16.833	534.378	114,8
SLRS-R-A	200,01	160,00	200,01	24.3.2010	11,1	758	135.775	123,5
SMNS-R-A	680,00	609,10	619,45	30.3.2010	0,7	184	117.865	585,9
SNBA-R-A	110,50	97,30	110,50	26.3.2010	10,5	10.350	1.087.842	101,5
SUNH-R-A	36,50	28,00	34,30	31.3.2010	16,3	78.830	2.553.005	250,8
TEP-R-A	45,99	25,09	25,09	16.3.2010	-3,8	3.489	109.193	9,5
THMT-R-A	90,02	90,00	90,00	18.3.2010	0,0	222	19.982	24,1
THNK-R-A	2.020,00	1.425,00	1.485,00	31.3.2010	2,4	9.370	16.331.988	281,3
TISK-R-A	298,80	254,01	255,10	31.3.2010	-10,8	8.965	2.466.437	608,8
TKPR-R-A	750,00	550,39	600,00	26.3.2010	-20,0	263	159.401	49,1
TLM-R-A	42,00	30,00	42,00	18.3.2010	40,0	58	2.040	77,3
TNPL-R-A	1.655,00	1.490,00	1.530,00	31.3.2010	2,7	4.475	6.976.938	958,4
TNSA-R-A	3.290,00	2.200,00	3.290,00	31.3.2010	9,4	585	1.502.234	94,6
TOZ-R-A	444,00	316,49	350,00	31.3.2010	-21,2	206	74.615	70,0
TRFM-R-A	430,00	430,00	430,00	29.3.2010	0,0	14	6.020	15,5
TUHO-R-A	701,00	635,06	650,00	25.3.2010	3,0	358	241.092	256,6
ULPL-R-A	678,00	601,01	620,10	31.3.2010	0,5	24.681	15.817.158	359,7
ULJN-R-A	160,01	130,00	158,89	15.3.2010	-9,2	563	84.751	355,3
UNPP-R-A	1.800,00	1.500,00	1.800,00	2.3.2010	21,0	116	193.980	34,6
VDKT-R-A	375,00	290,00	307,00	31.3.2010	3,2	18.098	6.073.195	140,2
VIS-R-A	30,00	23,00	23,00	26.3.2010	-17,9	879	23.024	11,9
VJSN-R-A	40,00	26,82	26,82	19.3.2010	-33,0	765	21.493	28,5
VLBT-R-A	6,00	4,52	6,00	29.3.2010	-25,0	1.633	8.583	20,4
VLDS-R-A	24,47	21,00	22,00	31.3.2010	-8,3	220.143	4.967.887	59,4
VLEN-R-B	11,00	9,00	10,00	31.3.2010	-9,1	14.802	149.175	138,4
VPIK-R-A	230,00	54,00	120,00	30.3.2010	122,2	4.797	611.044	180,7
ZABA-R-A	280,00	245,01	255,11	31.3.2010	-1,9	87.955	23.421.415	16.339,4
ZAPI-R-A	3.800,00	3.599,00	3.791,30	31.3.2010	-0,2	1.914	7.235.068	2.352,3
ZDNK-R-A	15,00	15,00	15,00	5.1.2010	0,0	75	1.125	6,9
ZLAR-R-A	55,00	30,15	55,00	30.3.2010	37,5	4.378	148.355	30,4
ZPKL-R-A	249,98	106,00	125,00	25.3.2010	-50,0	267	52.663	35,5
ZTNJ-R-A	139,98	111,00	111,00	26.3.2010	-32,3	585	72.067	22,8
ZVCV-R-A	127,75	89,17	119,99	29.3.2010	23,7	5.202	564.982	36,9
ZVZD-R-A	4.798,97	4.010,00	4.015,00	31.3.2010	-9,8	221	970.837	402,5
<b>MTF</b>								
BCIN-R-A	300,00	299,99	300,00	15.3.2010	22,4	694	208.200	50,0
BRBA-P-A	2.600,00	2.498,50	2.552,50	29.3.2010	-2,3	162	411.028	6,5
EHOS-R-A	7.098,88	7.098,88	7.098,88	12.2.2010	0,1	6	42.593	2.165,2

	High	Low	Last	Date of last trade	Change (%)	Volume	Turnover	Market capitalization
INOV-R-A	625,00	625,00	625,00	4.3.2010	4,2	15	9.375	89,8
KMKA-R-A	210,00	210,00	210,00	15.3.2010	-4,5	99	20.790	20,0
KOSN-P-A	700,00	570,25	700,00	26.3.2010	25,9	84	54.737	18,5
KOSN-R-A	780,00	690,00	761,00	4.3.2010	8,5	126	94.777	29,8
LVRG-R-A	1.755,00	1.750,00	1.755,00	10.2.2010	0,3	62	108.505	123,1
MMTZ-R-A	15.000,00	9.302,03	10.000,00	26.3.2010	-31,0	55	741.993	80,3
PRFC-R-A	16,34	14,37	14,56	30.3.2010	5,5	11.379	170.295	57,0
PSMR-R-A	390,00	323,33	380,00	11.3.2010	15,2	125	45.127	8,9
SEM-R-A	117,00	110,00	115,00	31.3.2010	-1,7	1.218	139.652	36,6
SM86-R-A	160,00	149,00	159,00	12.3.2010	-0,6	672	107.061	21,7
SNHO-R-A	194,99	64,41	171,71	31.3.2010	167,3	59.654	6.861.593	467,1
TDZ-R-A	2.300,00	2.300,00	2.300,00	30.3.2010	0,0	291	669.300	747,1
TIMT-R-A	100,01	100,00	100,00	29.3.2010	0,0	5.826	582.600	28,5
TNER-R-A	140,00	140,00	140,00	19.1.2010	0,0	20	2.800	10,9
TSHC-R-A	8.000,00	7.500,00	8.000,00	15.3.2010	6,7	94	707.500	108,4
VLVI-R-A	1.256,00	1.251,00	1.251,00	1.3.2010	0,1	4	5.019	13,9

## 1.6. Bond performance

(All prices in % of par value, turnover in HRK)

	High	Low	Last	Date of last trade	Volume	Turnover
<b>Regulated trades</b>						
HEP-O-17CA	94,88	94,88	94,88	15.2.2010	400	380
INGR-O-11CA	85,00	74,98	85,00	31.3.2010	2.245.000	1.707.610
JDRA-O-129A	99,07	99,07	99,07	12.3.2010	350.000	346.745
OIV-O-14BA	95,00	85,00	95,00	12.3.2010	15.300.000	13.643.360
OPTE-O-142A	67,45	60,00	61,00	30.3.2010	46.415	29.396
PODR-O-115A	96,20	95,15	96,20	5.2.2010	2.500.000	2.394.500
RBA-O-112A	100,36	100,36	100,36	3.2.2010	5.000.000	5.018.000
RHMF-O-125A	105,01	102,00	102,00	24.3.2010	835.000	6.354.783
RHMF-O-142A	102,50	100,60	100,60	26.3.2010	1.255.000	9.238.333
RHMF-O-15CA	96,00	95,45	96,00	11.1.2010	5.570.000	5.316.950
RHMF-O-172A	93,50	93,50	93,50	22.3.2010	3.000.000	2.805.000
RHMF-O-203A	103,00	101,95	103,00	25.3.2010	4.650.000	4.757.550
RHMF-O-203E	104,10	103,50	104,10	19.3.2010	315.000	2.374.015
<b>Total</b>					<b>41.066.815</b>	<b>53.986.621</b>
<b>Reported trades</b>						
RHMF-O-103A	100,03	100,03	100,03	26.2.2010	14.374.239	14.378.551
RHMF-O-125A	105,20	104,38	105,20	2.2.2010	18.200.000	138.626.329
RHMF-O-137A	99,15	99,15	99,15	11.2.2010	5.000.000	4.957.500
RHMF-O-142A	102,70	102,50	102,70	24.2.2010	1.585.000	11.840.600
RHMF-O-15CA	98,10	98,00	98,10	28.1.2010	10.000.000	9.805.000
RHMF-O-172A	93,00	93,00	93,00	4.3.2010	190.000.000	176.700.000
RHMF-O-203A	103,30	102,20	103,30	30.3.2010	15.000.000	15.435.000
RHMF-O-203E	104,80	104,00	104,80	19.3.2010	900.000	6.824.297
<b>Total</b>					<b>255.059.239</b>	<b>378.567.277</b>
<b>OTC trades</b>						
ATGR-O-11CA	100,40	94,25	100,40	1.3.2010	20.275.000	19.853.188
GDZD-O-119A	100,00	99,40	100,00	29.1.2010	1.175.000	8.548.598
HEP-O-13BA	98,31	95,00	98,31	22.2.2010	36.150.000	34.546.065
HEP-O-17CA	100,90	89,75	100,90	22.2.2010	16.500.000	16.367.750
HP-O-127A	106,00	103,50	106,00	29.3.2010	1.500.000	11.450.178

	High	Low	Last	Date of last trade	Volume	Turnover
INGR-O-11CA	78,75	78,75	78,75	2.2.2010	2.000.000	1.575.000
NEXE-O-116A	94,92	94,92	94,92	26.1.2010	8.000.000	7.593.600
PODR-O-115A	98,35	91,30	98,35	22.2.2010	31.510.000	30.309.755
RBA-O-112A	100,42	100,42	100,42	3.2.2010	5.000.000	5.020.950
RHMF-O-103A	100,55	100,03	100,03	1.3.2010	44.800.000	44.910.200
RHMF-O-125A	105,20	104,40	104,50	29.3.2010	6.213.370	47.296.642
RHMF-O-137A	100,00	95,20	98,70	25.3.2010	203.300.000	198.501.490
RHMF-O-142A	102,45	101,00	101,20	24.3.2010	12.379.000	91.393.793
RHMF-O-157A	97,20	95,80	95,80	11.2.2010	1.200.000	8.488.836
RHMF-O-15CA	99,00	96,75	99,00	16.3.2010	16.500.000	16.062.750
RHMF-O-172A	95,50	92,00	93,25	24.3.2010	360.350.000	336.171.200
RHMF-O-19BA	101,50	96,00	96,05	3.3.2010	1.300.000	9.200.897
RHMF-O-203A	103,50	99,96	103,10	31.3.2010	417.406.500	424.444.756
RHMF-O-203E	105,20	102,90	105,20	30.3.2010	42.650.000	321.545.295
<b>Total</b>					<b>1.228.208.870</b>	<b>1.633.280.941</b>
<b>BONDS TOTAL</b>					<b>1.524.334.924</b>	<b>2.065.834.839</b>

## 1.7. Top 10 Members by Equity Turnover

Rank	Member	Equity turnover (HRK)	Market share (%)
1	Erste vrijednosni papiri d.o.o.	396.973.281	15,33
2	Zagrebačka banka d.d.	242.991.646	9,38
3	Privredna banka Zagreb d.d.	220.152.510	8,50
4	Interkapital vrijednosni papiri d.o.o.	213.786.232	8,26
5	Fima vrijednosnice d.o.o.	187.080.620	7,22
6	HITA vrijednosnice d.d.	164.556.459	6,35
7	Agram brokeri d.d.	124.659.777	4,81
8	Raiffeisenbank Austria d.d.	124.507.511	4,81
9	Prva Generacija d.o.o	113.538.389	4,38
10	Abacus brokeri d.d.	88.455.451	3,42

## 1.8. Top 10 Members by Bond Turnover

Rank	Member	Bonds turnover (HRK)	Market share (%)
1	Interkapital vrijednosni papiri d.o.o.	413.826.214	8,26
2	Zagrebačka banka d.d.	369.032.585	9,38
3	Raiffeisenbank Austria d.d.	34.517.480	4,81
4	Societe Generale-Splitska banka d.d.	14.591.348	1,75
5	Erste vrijednosni papiri d.o.o.	10.524.030	15,33
6	Podravska banka d.d.	8.387.260	0,53
7	Agram brokeri d.d.	5.643.750	4,81
8	Hypo Alpe-Adria-Bank d.d.	3.583.360	1,91
9	I.C.F. d.o.o.	3.385.833	1,70
10	KD upravljanje imovinom d.o.o.	679.245	0,89

## 1.9. Top 10 Members by Total Turnover

Rank	Member	Total turnover (HRK)	Market share (%)
1	Interkapital vrijednosni papiri d.o.o.	627.612.446	18,17
2	Zagrebačka banka d.d.	612.024.231	17,72
3	Erste vrijednosni papiri d.o.o.	407.497.311	11,80
4	Privredna banka Zagreb d.d.	220.152.510	6,37
5	Fima vrijednosnice d.o.o.	187.080.620	5,42
6	HITA vrijednosnice d.d.	164.576.805	4,76
7	Raiffeisenbank Austria d.d.	159.024.991	4,60
8	Agram brokeri d.d.	130.303.527	3,77
9	Prva Generacija d.o.o	113.538.389	3,29
10	Abacus brokeri d.d.	88.837.506	2,57

## 1.10. Best performing stocks

(All prices in HRK)

Symbol	Issuer	Fourth quarter of 2009		First quarter of 2010		% change
		Price	Date	Price	Date	
BLKL-R-A	Bilokalnik-IPA d.d.	50,00	25.1.2010	148,50	31.3.2010	197,00
SNHO-R-A	SN holding d.d.	64,23	29.12.2009	171,71	31.3.2010	167,34
VPIK-R-A	Vupik d.d.	54,00	9.2.2010	120,00	30.3.2010	122,22
OLVD-R-A	Olympia Vodice d.d.	63,00	7.12.2009	120,00	10.3.2010	90,48
KOES-R-A	Koestlin d.d.	192,30	21.12.2009	343,91	19.3.2010	78,84
PIKR-R-A	PIK d. d.	136,06	31.12.2009	220,60	30.3.2010	62,13
CHAG-R-A	Chromos agro d.d.	260,00	31.12.2009	400,00	24.3.2010	53,85
ARNT-R-A	Arenaturist d. d.	45,10	29.12.2009	68,99	29.3.2010	52,97
LRH-R-A	Liburnia riviera hoteli d. d.	1.495,00	23.12.2009	2.144,00	31.3.2010	43,41
JDKM-R-A	Jadrnkamen d.d.	99,00	10.11.2009	140,00	31.3.2010	41,41

## 1.11. Under performing stocks

(All prices in HRK)

Symbol	Issuer	Fourth quarter of 2009		First quarter of 2010		% change
		Price	Date	Price	Date	
JDTC-R-A	Jadran d.d.	188,99	31.12.2009	80,00	24.3.2010	-57,67
DKVS-R-A	Đakovština d.d.	31,01	22.12.2009	14,70	31.3.2010	-52,60
ZPKL-R-A	Zagrebačke pekarnice Klara d.d.	250,00	18.12.2009	125,00	25.3.2010	-50,00
RIZO-R-A	RIZ-odašiljači d.d.	250,00	31.12.2009	139,00	31.3.2010	-44,40
HGSP-R-A	HG Spot d.d.	60,51	31.12.2009	34,90	31.3.2010	-42,32
BRIK-R-A	Borik d.d.	104,97	7.12.2009	69,99	2.3.2010	-33,32
VJSN-R-A	Vjesnik d.d.	40,00	31.12.2009	26,82	19.3.2010	-32,95
ZTNJ-R-A	Žitnjak d.d.	164,00	9.12.2009	111,00	26.3.2010	-32,32
HZDZ-R-A	Hoteli Zadar d.d.	180,00	17.12.2009	122,00	12.3.2010	-32,22
MMTZ-R-A	Montmontaža d.d.	14.500,00	31.12.2009	10.000,00	26.3.2010	-31,03



## 2. Prices and Volumes for the Most Active Stocks

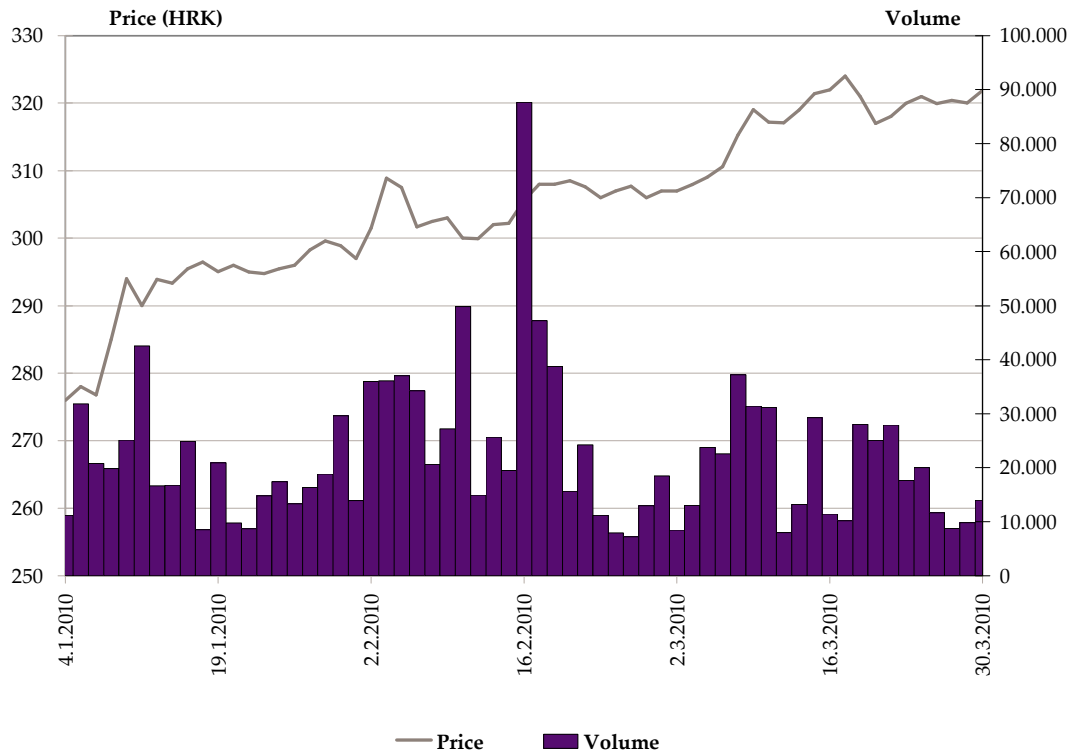


Chart 5: HT d.d.

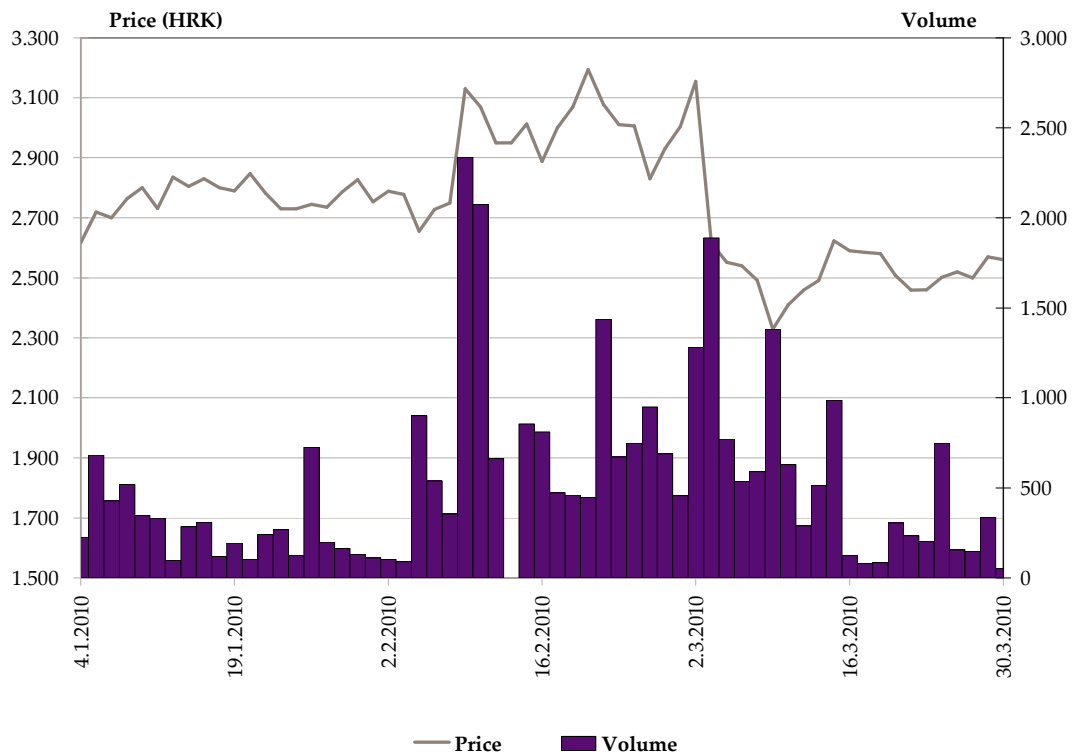


Chart 6: Institut IGH d.d.

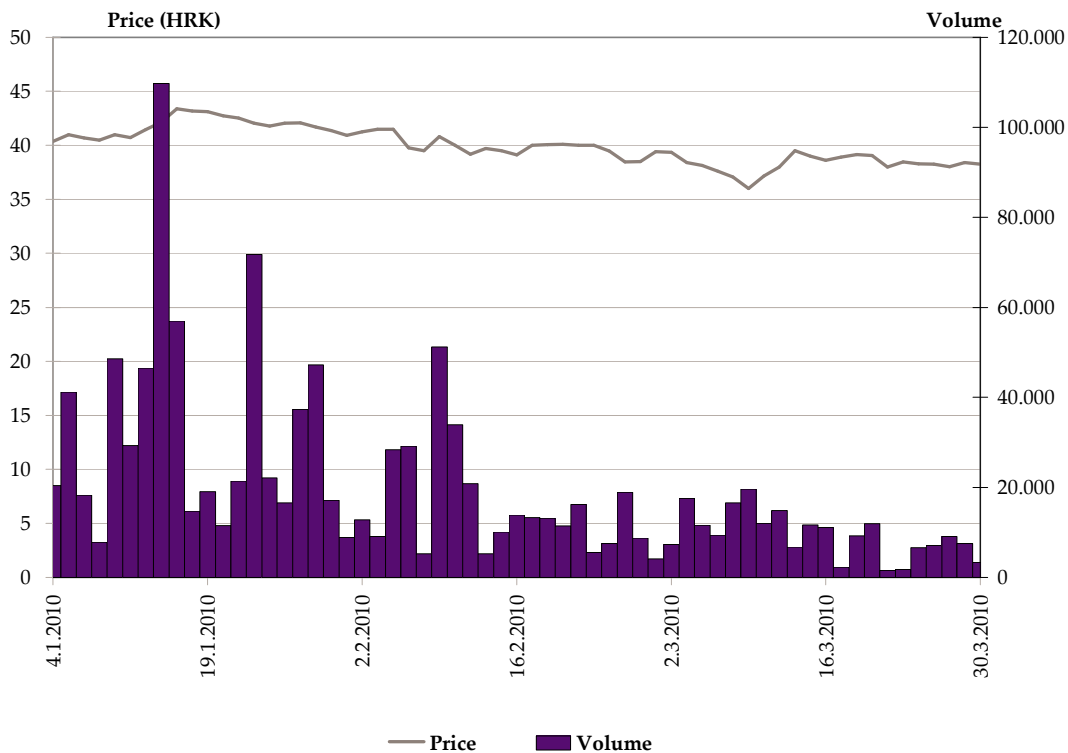


Chart 7: INGRA d.d.

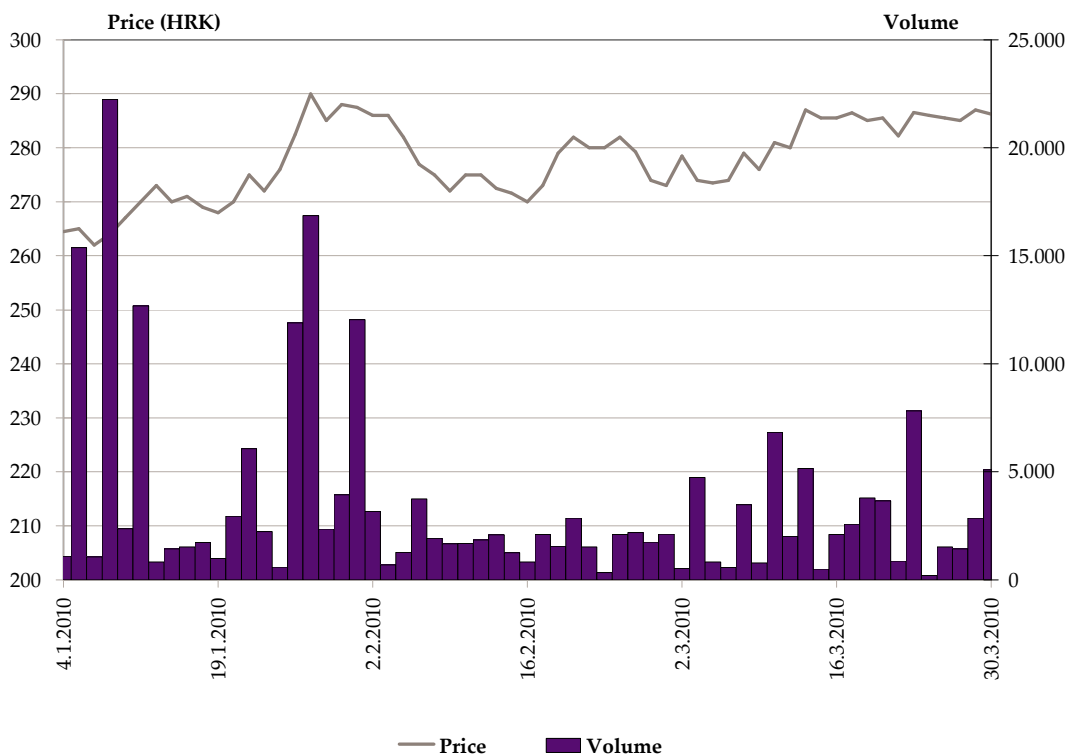


Chart 8: ADRIS GRUPA d.d. povlaštene dionice

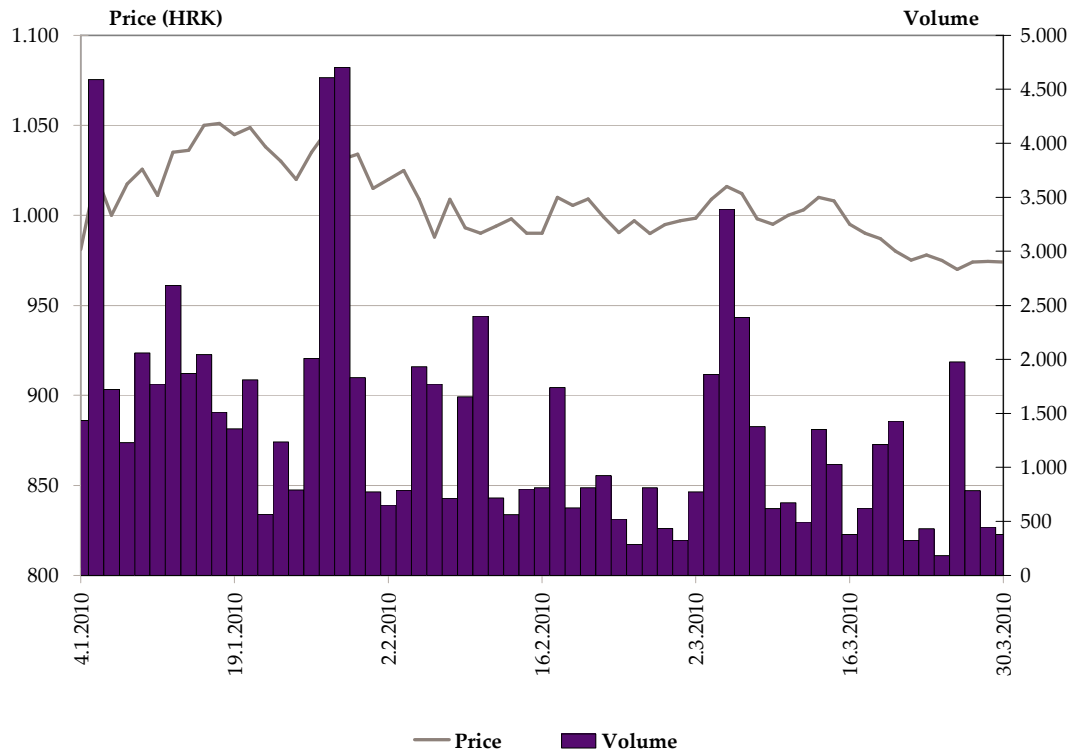


Chart 9: Atlantska plovidba d.d.

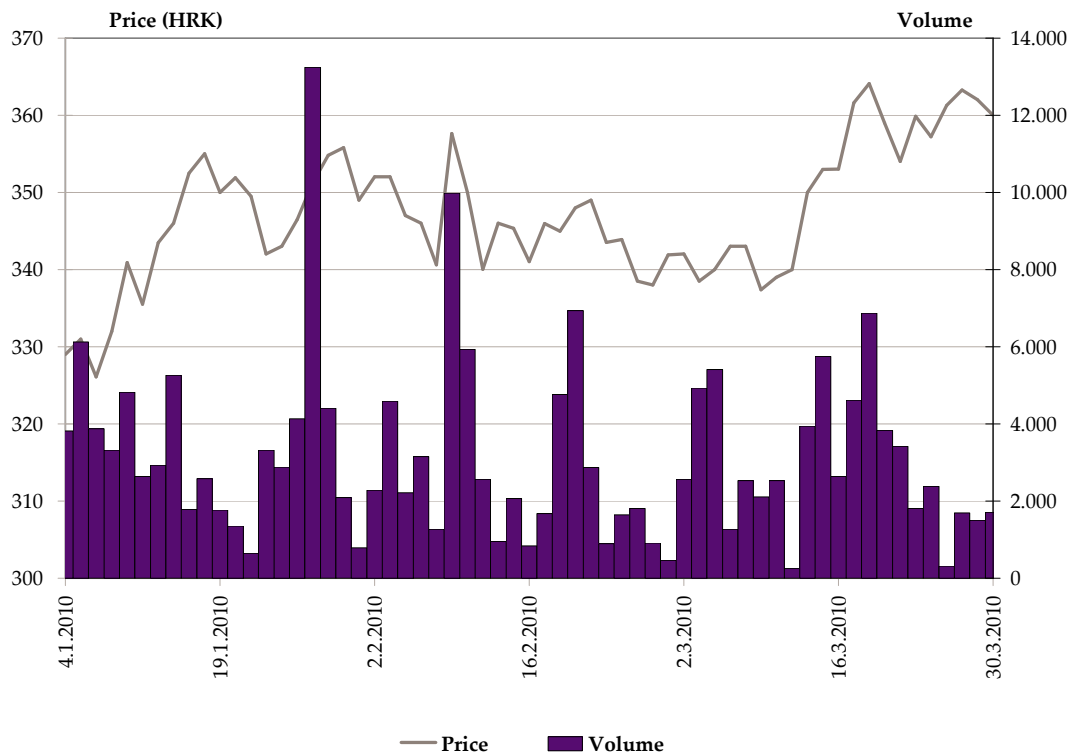


Chart 10: Dalekovod d.d.

### 3. Listed Companies

Symbol	Issuer	Number of listed shares	Nominal value
<b>Official Market</b>			
ATGR-R-A	Atlantic grupa d.d.	2.469.995	40 HRK
BLSC-R-A	Belišće d.d.	1.164.312	300 HRK
CROS-P-A	Croatia osiguranje d.d.	8.750	1400 HRK
CROS-R-A	Croatia osiguranje d.d.	307.598	1400 HRK
DLKV-R-A	Dalekovod d.d.	2.293.812	100 HRK
HT-R-A	HT d.d.	81.888.535	100 HRK
IGH-R-A	Institut IGH d.d.	158.580	400 HRK
INA-R-A	Ina d.d.	10.000.000	900 HRK
INGR-R-A	Ingra d.d.	7.500.000	
ISTT-R-A	Istraturist Umag d. d.	4.674.995	100 HRK
MDKA-R-A	Medika d.d.	30.194	2000 HRK
MGMA-R-A	Magma d.d.	4.874.160	10 HRK
OPTE-R-A	OT-optima telekom d.d.	2.820.070	10 HRK
PODR-R-A	Podravka d.d.	5.420.003	300 HRK
PTKM-R-A	Petrokemija d.d.	3.341.117	270 HRK
VART-R-1	Varteks d. d.	1.920.807	200 HRK
VERN-R-A	Genera d.d.	1.844.860	100 HRK
VIRO-R-A	Viro tvornica šećera d.d.	1.386.667	
<b>Regulated Market</b>			
3MAJ-R-A	BI 3. maj d.d.	1.222.985	100 HRK
ACI-R-A	ACI d. d.	111.060	3600 HRK
ADCH-R-A	Adriachem d.d.	623.578	300 HRK
ADPL-R-A	AD plastik d.d.	4.199.584	100 HRK
ADRS-P-A	Adris grupa d. d.	6.784.100	10 HRK
ADRS-R-A	Adris grupa d. d.	9.615.900	10 HRK
AGMM-R-A	Agromedimurje d.d. Čakovec	41.390	1900 HRK
AMDN-R-A	Apartmani Medena d.d.	765.376	300 HRK
ARNT-R-A	Arenaturist d. d.	2.182.500	20 HRK
ATLN-R-A	Excelsa nekretnine d.d.	3.335.801	
ATLS-R-A	Atlas d.d. Dubrovnik	1.904.315	
ATPL-R-A	Atlantska plovidba d.d.	1.395.520	300 HRK
AUHR-R-A	Auto Hrvatska d.d. Zagreb	661.745	3700 HRK
BD62-R-A	Badel 1862 d.d.	752.106	300 HRK
BDMR-R-A	Brodomerkur d.d.	99.331	1900 HRK
BLKL-R-A	Bilokalnik-IPA d.d.	499.582	300 HRK
BLJE-R-A	Belje d.d. Darda	8.215.487	100 HRK
BPBA-R-A	VABA d.d.	1.765.228	100 HRK

Symbol	Issuer	Number of listed shares	Nominal value
BRIK-R-A	Borik d.d.	401.100	300 HRK
BRIN-R-A	ZIF breza d.d.	506.000	100 HRK
BRNK-R-A	Brionka d. d.	132.410	380 HRK
BRST-R-A	Brestovac d.d.	172.800	300 HRK
BZJK-R-A	Božjakovina d.d.	204.989	300 HRK
CEBA-P-A	Centar banka d.d.	62.500	400 HRK
CEBA-R-A	Centar banka d.d.	284.249	400 HRK
CHAG-R-A	Chromos agro d.d.	120.497	500 HRK
CHBL-R-A	Chromos boje i lakovi d.d.	287.740	300 HRK
CKML-R-A	Čakovečki mlinovi d.d.	105.000	400 HRK
CRAL-P-A	Croatia airlines d.d.	17.590	100 HRK
CRAL-P-A1	Croatia airlines d.d.	6.762	100 HRK
CRAL-P-A2	Croatia airlines d.d.	13.025	100 HRK
CRAL-P-A3	Croatia airlines d.d.	7.356	100 HRK
CRAL-P-A4	Croatia airlines d.d.	6.464	100 HRK
CRAL-R-A	Croatia airlines d.d.	4.924.279	200 HRK
CRBT-R-A	Croatia-baterije d.d.	180.090	300 HRK
CRLI-R-A	Croatia lloyd d.d.	145.076	800 HRK
CTKS-R-A	Čateks d.d.	246.201	300 HRK
DALS-R-A	Dalma d.d.	1.241.157	370 HRK
DDJH-R-A	Đuro Đaković holding d.d.	3.237.068	100 HRK
DIOK-R-A	Dioki d.d.	4.042.058	240 HRK
DKVS-R-A	Đakovština d.d.	1.053.563	300 HRK
DLTC-R-A	Dalit corp. d.d.	304.130	100 DEM
DLVN-R-A	Dalmacijavino d.d.	777.500	200 HRK
DTR-R-A	DTR d.d.	107.850	100 DEM
DUPM-R-A	Dubrovačko primorje d.d.	354.410	300 HRK
ELKL-R-A	Elektrometal d.d.	83.867	380 HRK
ELKP-R-A	Elektroprojekt d.d.	89.800	380 HRK
ELPR-R-A	Elektropromet d.d. u stečaju	334.860	300 HRK
ERNT-R-A	Ericsson Nikola Tesla d.d.	1.331.650	100 HRK
EXCL-R-A	Hotel Excelsior d.d.	1.147.734	100 HRK
EXPD-R-A	Exportdrvo d.d.	144.000	400 HRK
FMPS-R-A	ZIF Fima Proprius d.d.	2.003.172	100 HRK
FNVC-R-A	Finvest Corp d. d.	617.751	400 HRK
FRNK-R-A	Franck d.d.	427.170	600 HRK
HBAS-R-A	Hoteli Baška d. d.	299.369	370 HRK
HBEL-R-A	Hotel Bellevue d.d.	172.246	300 HRK
HBRL-R-A	Hoteli Brela d.d.	525.270	200 HRK
HBVD-R-A	Hoteli Baška voda d.d.	286.383	300 HRK
HCRC-P-A	Hoteli Croatia d.d.	402.500	100 HRK

Symbol	Issuer	Number of listed shares	Nominal value
HCRC-R-A	Hoteli Croatia d.d.	1.079.040	100 HRK
HCVT-R-A	Hoteli Cavtat d.d.	614.180	200 HRK
HDEL-R-A	Hidroelektra niskogradnja d.d.	623.881	100 HRK
HDUZ-R-A	Hotel Dubrovnik d.d.	267.200	380 HRK
HEFA-R-A	Helios Faros d.d.	338.420	200 HRK
HGSP-R-A	HG Spot d.d.	330.000	100 HRK
HHLD-R-A	Hoteli Haludovo Malinska d.d.	10.732.908	20 HRK
HIMR-R-A	Imperial d.d.	635.855	400 HRK
HJDR-R-A	Hoteli Jadran d.d.	107.115	700 HRK
HMAM-R-A	Hoteli Makarska d.d.	1.119.470	200 HRK
HMDN-R-A	Hotel Medena d.d.	393.800	300 HRK
HMST-R-A	Hoteli Maestral d.d.	515.720	200 HRK
HNVI-R-A	Hoteli Novi d.d.	67.146	1800 HRK
HOMS-R-A	Hoteli Omišalj d. d.	244.242	200 HRK
HPB-R-A	HPB d.d.	594.836	1100 HRK
HPBR-R-A	ZIF HPB REAL d.d.	302.531	100 HRK
HPDG-R-A	Hoteli Podgora d.d.	366.250	370 HRK
HRBC-R-A	Rabac d.d.	1.012.220	370 HRK
HRBS-R-A	Herbos d.d.	188.264	380 HRK
HRDH-R-A	Hrvatski duhani d.d.	842.807	300 HRK
HTCP-R-A	Hoteli Tučepi, d.d.	548.200	300 HRK
HTPK-R-A	HTP Korčula d.d.	426.425	300 HRK
HTPO-R-A	HTP Orebić d.d.	175.820	200 HRK
HUPZ-R-A	HUP - Zagreb d.d.	471.376	400 HRK
HVDC-R-A	Hoteli Vodice d.d.	468.634	
HZDZ-R-A	Hoteli Zadar d.d.	154.900	10 HRK
HZVG-R-A	Hoteli Živogošće d.d.	302.760	370 HRK
IKBA-P-A	Istarska kreditna banka Umag d.d.	3.026	1100 HRK
IKBA-R-A	Istarska kreditna banka Umag d.d.	144.974	1100 HRK
ILRA-R-A	Ilirija d.d.	249.386	400 HRK
IMZV-R-A	Imunološki zavod d.d.	225.284	380 HRK
INDG-R-A	Industrogradnja d.d.	452.400	1000 HRK
INKR-R-A	Inker d.d.	1.451.886	100 HRK
IPKK-R-A	IPK Kandit d.d.	715.090	100 HRK
IPKO-R-A	IPK Osijek d.d.	8.550.320	100 HRK
ISTR-R-A	Istra d.d.	91.700	1700 HRK
JAKT-R-A	Jadran kapital d.d.	791.636	100 HRK
JDBA-R-A	Jadranska banka d.d.	119.623	2000 HRK
JDGT-R-A	Jadroagent d.d.	110.845	400 HRK
JDKM-R-A	Jadrnkamen d.d.	217.330	370 HRK
JDOS-R-A	Jadransko osiguranje d.d.	125.000	400 HRK

Symbol	Issuer	Number of listed shares	Nominal value
JDPL-R-A	Jadroplov d.d.	1.636.674	360 HRK
JDRA-R-A	Jadranka d. d.	332.484	1000 HRK
JDRF-R-A	Jadran film d.d.	163.470	100 DEM
JDRN-R-A	Jadran d.d.	281.296	1800 HRK
JDTC-R-A	Jadran d.d.	141.633	300 HRK
JLSA-R-A	Jelsa d.d.	1.343.473	70 HRK
JMNC-R-A	Jamnica d.d.	22.126	3800 HRK
JNAF-R-A	Janaf d.d.	742.846	2700 HRK
JTMN-R-A	Jadran d.d. TMN	173.560	300 HRK
KABA-P-A	Karlovačka banka d.d.	10.824	100 HRK
KABA-R-A	Karlovačka banka d.d.	1.339.176	100 HRK
KAPF-R-A	Kapitalni fond d.d.	3.845.501	100 HRK
KBZ-R-A	Kreditna banka Zagreb d.d.	1.865.532	100 HRK
KMSK-R-A	Kamensko d.d.	212.671	400 HRK
KNZM-R-A	Konzum d.d.	22.702.860	1800 HRK
KODT-P-A	Končar - distributivni i specijalni transformatori d.d.	30.714	300 HRK
KODT-R-A	Končar - distributivni i specijalni transformatori d.d.	97.094	300 HRK
KOEL-R-A	Končar - elektroindustrija d.d.	2.572.119	400 HRK
KOES-R-A	Koestlin d.d.	130.276	700 HRK
KOKA-R-A	Koka d.d.	903.220	200 HRK
KORF-R-A	Dom holding d.d.	7.467.235	100 HRK
KOSK-P-A	Končar - sklopna postrojenja d.d.	40.718	300 HRK
KOSK-R-A	Končar - sklopna postrojenja d.d.	68.842	300 HRK
KRAS-R-A	Kraš d.d.	1.373.621	400 HRK
KSST-R-A	Kaštelanski staklenici d.d.	113.593	2500 HRK
KTJV-R-A	Kutjevo d. d.	5.726.429	50 HRK
KTKS-R-A	Koteks d.d.	669.467	50 HRK
LANO-R-A	Laguna Novigrad d. d.	15.596.462	370 HRK
LANT-R-A	Lantea grupa d.d.	672.671	100 HRK
LCDS-R-A	Lucidus d.d.	2.531.200	100 HRK
LEDO-R-A	Ledo d.d.	220.170	380 HRK
LKPC-R-A	Luka Ploče d.d.	222.614	400 HRK
LKRI-R-A	Luka Rijeka d.d.	5.980.475	100 HRK
LPLH-R-A	Lošinjska plovidba - holding d.d.	662.416	350 HRK
LRH-R-A	Liburnia riviera hoteli d. d.	302.641	3200 HRK
LURA-R-A	Dukat d.d.	3.000.000	100 HRK
LVCV-R-A	Lavčević d.d.	478.200	300 HRK
MAIS-R-A	Maistra d. d.	10.944.339	
MDPL-R-A	Mediteranska plovidba d.d.	156.126	370 HRK
MGKP-R-A	MGK-pack d.d.	219.862	200 HRK
MIO-R-A	Mio d.d.	286.914	300 HRK

Symbol	Issuer	Number of listed shares	Nominal value
MIV-R-A	MIVd.d.	15.018	3700 HRK
MLNR-R-A	Mlinar d.d.	195.409	400 HRK
MLNR-R-B	Mlinar d.d.	60.000	660 HRK
MNDS-R-A	Mundus d.d.	24.031	1870 HRK
MRNA-R-A	Mirna d.d.	368.040	100 HRK
MRSK-R-A	Maraska d.d.	318.793	300 HRK
MTC-R-A	MTČ d.d. Čakovec	62.452	1200 HRK
NVBA-R-A	Nava banka d.d.	426.981	100 HRK
OLVD-R-A	Olympia Vodice d.d.	468.786	
PABA-R-A	Partner banka d.d.	891.000	100 HRK
PAN-R-A	PAN - trgopromet d.d.	532.207	100 HRK
PBZ-R-A	PBZ d.d.	19.074.769	100 HRK
PDBA-R-A	Podravska banka d.d.	668.749	400 HRK
PIKR-R-A	PIK d. d.	233.460	350 HRK
PIVK-R-A	PIK-Vinkovci d.d.	317.225	400 HRK
PKMI-R-A	PPK d.d.	96.136	400 HRK
PLAG-P-A	Plava laguna d.d.	105.000	1000 HRK
PLAG-R-A	Plava laguna d.d.	546.318	1800 HRK
PLCH-R-A	Palace hotel Zagreb d.d.	126.726	400 HRK
PLTO-R-A	Pluto d.d.	87.440	400 HRK
PLJK-R-A	Puljanka d.d.	1.055.558	100 HRK
PPOR-R-A	PP Orahovica d.d.	165.803	320 HRK
PUNT-P-A	Pounje d.d.	600.000	10 HRK
PUNT-R-A	Pounje d.d.	2.666.700	10 HRK
PURI-R-A	Puris d. d.	625.801	
QUNE-R-A	Quaestus nekretnine d.d.	2.255.463	100 HRK
RGNC-R-A	Regeneracija d.d.	25.714	2000 HRK
RIBA-R-A	Erste&Steiermärkische Bank d. d.	16.984.175	100 HRK
RIVP-R-A	Riviera Poreč d.d.	3.653.517	300 HRK
RIZO-R-A	RIZ-odašiljači d.d.	374.179	370 HRK
SAPN-R-A	Saponia d.d.	658.564	300 HRK
SCOS-R-A	Sunce osiguranje d.d.	407.261	100 HRK
SDBA-R-A	Banka splitsko-dalmatinska d.d.	471.620	100 HRK
SLDM-R-A	Slobodna Dalmacija d.d.	5.221.116	70 HRK
SLMK-R-A	Slavonija MK d.d.	359.487	200 HRK
SLPF-R-A	Slavonski ZIF d.d.	3.346.418	90 HRK
SLRS-R-A	Solaris d.d.	617.716	300 HRK
SLTK-R-A	Slavonijatekstil d.d.	10.640	3600 HRK
SMNS-R-A	Siemens d.d.	945.906	100 HRK
SNBA-R-A	Slatinska banka d.d.	918.972	100 HRK
SPVA-R-A	Spačva d.d. Vinkovci	276.522	300 HRK



Symbol	Issuer	Number of listed shares	Nominal value
SSNC-P-A1	Banco Popolare Croatia	18.200	500 HRK
SSNC-R-A	Banco Popolare Croatia	135.460	500 HRK
SUNH-R-A	Sunčani Hvar d.d.	7.310.971	100 HRK
TANG-R-A	Tang tvornica alata d.d.	145.000	500 HRK
TEP-R-A	TEP d.d.	377.847	200 HRK
THMT-R-A	Tehnomont d. d.	268.321	300 HRK
THNK-R-A	Tehnika d.d.	189.460	900 HRK
TISK-R-A	Tisak d.d.	2.386.587	100 HRK
TKPR-R-A	Tekstilpromet d.d.	81.842	400 HRK
TLM-R-A	TLM d.d.	1.840.082	
TMPO-R-A	Tempo d.d.	607.952	100 HRK
TNKC-R-A	Tankerkomerc d.d.	34.182	1880 HRK
TNPL-R-A	Tankerska plovidba d.d.	626.385	600 HRK
TNSA-R-A	Transadria d.d.	28.755	1910 HRK
TOZ-R-A	TOZ penkala, Tvornica olovaka Zagreb d.d.	200.000	300 HRK
TRFM-R-A	Terra firma d. d.	36.000	1000 HRK
TRKT-R-A	Trokut d.d.	121.302	300 HRK
TRMD-R-A	Terra Mediterranea d.d.	230.997	100 HRK
TSTR-R-A	Tekstilstroj d.d.	114.442	300 HRK
TUHO-R-A	Turisthotel d.d.	394.756	300 HRK
ULPL-R-A	Uljanik Plovidba d. d.	580.000	400 HRK
ULJN-R-A	ULJANIK d. d.	2.236.253	300 HRK
UNPP-R-A	Unijapapir d.d.	19.210	1800 HRK
VDKT-R-A	Viadukt d.d.	456.813	300 HRK
VDZG-R-A	Vodoprivreda Zagreb d.d.	395.449	100 HRK
VELO-R-A	Velebit osiguranje d.d.	660.000	100 HRK
VIS-R-A	Vis d.d.	517.839	100 HRK
VJSN-R-A	Vjesnik d.d.	1.061.683	100 HRK
VLBT-R-A	Velebit, zatvoreni investicijski fond, d.d.	3.406.550	10 HRK
VLDS-R-A	Validus d.d.	2.701.538	100 HRK
VLEN-R-B	Viktor Lenac d.d.	13.844.447	10 HRK
VPIK-R-A	Vupik d.d.	1.505.473	400 HRK
VRBS-R-A	Vrboska d.d.	128.650	300 HRK
VZIO-R-A	Velebit životno osiguranje d.d.	660.000	100 HRK
ZABA-R-A	Zagrebačka banka d.d.	64.048.391	20 HRK
ZAPI-R-A	Zagrebačka pivovara d.d.	620.450	300 HRK
ZLAR-R-A	Zlatni rat d.d.	552.319	370 HRK
ZLTO-R-A	Zlatni otok d.d.	357.590	360 HRK
ZLJS-R-A	Željezara Split d.d.	232.704	1200 HRK
ZPKL-R-A	Zagrebačke pekarnice Klara d.d.	283.760	400 HRK
ZTNJ-R-A	Žitnjak d.d.	205.643	690 HRK

Symbol	Issuer	Number of listed shares	Nominal value
ZVCV-R-A	Zvečevo d.d.	307.808	200 HRK
ZVZD-R-A	Zvijezda d.d.	100.257	2000 HRK
<b>MTF</b>			
ACM-R-A	ACM d.d. Zagreb	143.553	100 HRK
ADBK-R-A	Auto-Dubrovnik d.d.	60.073	300 HRK
BCIN-R-A	BC institut d.d.	166.500	180 HRK
BRBA-P-A	Banka Brod d. d.	2.547	3800 HRK
BRBA-R-A	Banka Brod d. d.	10.934	3800 HRK
EHOS-R-A	Euroherc osiguranje d.d.	305.010	200 HRK
GFZK-R-A	Geofizika d.d.	92.460	300 HRK
INFS-R-A	Infosistem d.d.	53.557	400 HRK
INOV-R-A	iNOVINE d. d.	143.716	
IVNC-R-A	Ivančica d.d.	23.556	400 HRK
KMKA-R-A	Kemika d.d.	95.259	300 HRK
KOSN-P-A	Končar - električni aparati srednjeg napona d.d.	26.383	300 HRK
KOSN-R-A	Končar - električni aparati srednjeg napona d.d.	39.216	300 HRK
LVRG-R-A	Lovački rog d.d.	70.169	300 HRK
MIVA-R-A	Vajda d.d.	64.930	390 HRK
MKTL-R-A	Merkantile d.d.	67.180	380 HRK
MMTZ-R-A	Montmontaža d.d.	8.028	3500 HRK
PRFC-R-A	Proficio d.d.	3.912.908	10 HRK
PSMR-R-A	Pismorad d.d.	23.290	370 HRK
SEM-R-A	Linijaska nacionalna plovidba d.d.	318.383	10 HRK
SM86-R-A	SEM 1986 d.d.	136.432	100 HRK
SNHO-R-A	SN holding d.d.	2.720.000	
TDZ-R-A	Tvornica duhana Zagreb d.d.	324.808	700 HRK
TIMT-R-A	TIM d.d.	285.400	100 HRK
TNER-R-A	Tanker d.d.	78.000	100 HRK
TSHC-R-A	Tvornica stočne hrane d.d.	13.551	800 HRK
VLVI-R-A	Vinoplod-vinarija d.d.	11.146	2600 HRK

#### 4. Listed Bonds

Symbol	Issuer	Nominal value	Listed quantity	Coupon rate	Maturity
<b>Official Market</b>					
ATGR-O-11CA	Atlantic grupa d.d.	1 HRK	115.000.000	5,750	6.12.2011
FNOI-D-107A	Fond za naknadu oduzete imovine	5,11 EUR	911.548	0,000	1.7.2010
FNOI-D-111A	Fond za naknadu oduzete imovine	5,11 EUR	911.548	0,000	1.1.2011
FNOI-D-117A	Fond za naknadu oduzete imovine	5,11 EUR	911.548	0,000	1.7.2011

Symbol	Issuer	Nominal value	Listed quantity	Coupon rate	Maturity
FNOI-D-121A	Fond za naknadu oduzete imovine	5,11 EUR	911.548	0,000	1.1.2012
FNOI-D-127A	Fond za naknadu oduzete imovine	5,11 EUR	911.548	0,000	1.7.2012
FNOI-D-131A	Fond za naknadu oduzete imovine	5,11 EUR	911.548	0,000	1.1.2013
FNOI-D-137A	Fond za naknadu oduzete imovine	5,11 EUR	911.548	0,000	1.7.2013
FNOI-D-141A	Fond za naknadu oduzete imovine	5,11 EUR	911.548	0,000	1.1.2014
FNOI-D-147A	Fond za naknadu oduzete imovine	5,11 EUR	911.548	0,000	1.7.2014
FNOI-D-151A	Fond za naknadu oduzete imovine	5,11 EUR	911.548	0,000	1.1.2015
FNOI-D-157A	Fond za naknadu oduzete imovine	5,11 EUR	911.548	0,000	1.7.2015
FNOI-D-161A	Fond za naknadu oduzete imovine	5,11 EUR	911.548	0,000	1.1.2016
FNOI-D-167A	Fond za naknadu oduzete imovine	5,11 EUR	911.548	0,000	1.7.2016
FNOI-D-171A	Fond za naknadu oduzete imovine	5,11 EUR	911.548	0,000	1.1.2017
FNOI-D-177A	Fond za naknadu oduzete imovine	5,11 EUR	911.548	0,000	1.7.2017
FNOI-D-181A	Fond za naknadu oduzete imovine	5,11 EUR	911.548	0,000	1.1.2018
FNOI-D-187A	Fond za naknadu oduzete imovine	5,11 EUR	911.548	0,000	1.7.2018
FNOI-D-191A	Fond za naknadu oduzete imovine	5,11 EUR	911.548	0,000	1.1.2019
FNOI-D-197A	Fond za naknadu oduzete imovine	5,11 EUR	911.548	0,000	1.7.2019
GDKC-O-116A	Grad Koprivnica	1 HRK	60.000.000	6,500	29.6.2011
GDRI-O-167A	Grad Rijeka	1 EUR	16.383.008	4,125	18.7.2016
GDST-O-137A	Grad Split	1 EUR	8.000.000	4,563	24.7.2013
GDST-O-15BA	Grad Split	1 EUR	8.100.000	4,750	27.11.2015
GDST-O-177A	Grad Split	1 EUR	8.200.000	6,000	8.7.2017
GDZD-O-119A	Grad Zadar	1 EUR	18.500.000	5,500	1.9.2011
HBOR-O-112A	Hrvatska banka za obnovu i razvitak d.d.	1 EUR	300.000.000	4,880	11.2.2011
HEP-O-13BA	HEP d.d.	1 HRK	500.000.000	5,000	29.11.2013
HEP-O-17CA	HEP d.d.	1 HRK	700.000.000	6,500	7.12.2017
HP-O-127A	HP - Hrvatska pošta d.d.	1 EUR	41.000.000	9,000	1.7.2012
INGR-O-11CA	Ingra d.d.	1 HRK	200.000.000	6,125	6.12.2011
JDGL-O-126A	Jadran - galenski laboratorij d. d.	1 HRK	125.000.000	5,650	11.6.2012
JDRA-O-129A	Jadranka d. d.	1 HRK	75.000.000	6,475	13.9.2012
JRLN-O-12AA	Jadrolinija	1 HRK	70.000.000	6,500	25.10.2012
MTEL-O-137A	Metronet telekomunikacije d.d.	1 EUR	19.800.000	12,000	17.7.2013
NEXE-O-116A	Nexe grupa d.d.	1 HRK	750.000.000	5,500	14.6.2011
OIV-O-14BA	Odašiljači i veze d.o.o.	1 HRK	100.000.000	7,250	20.11.2014
OPTE-O-142A	OT-optima telekom d.d.	1 HRK	250.000.000	9,125	1.2.2014
PLOR-O-133A	Plodine d. d.	1 HRK	100.000.000	9,000	4.3.2013
PODR-O-115A	Podravka d.d.	1 HRK	375.000.000	5,125	17.5.2011
RBA-O-112A	Raiffeisenbank Austria d.d.	1 HRK	600.000.000	4,125	10.2.2011
RHMF-O-125A	Ministarstvo financija Republike Hrvatske	1 EUR	500.000.000	6,875	23.5.2012
RHMF-O-137A	Ministarstvo financija Republike Hrvatske	1 HRK	4.000.000.000	4,500	11.7.2013
RHMF-O-142A	Ministarstvo financija Republike Hrvatske	1 EUR	650.000.000	5,500	10.2.2014
RHMF-O-157A	Ministarstvo financija Republike Hrvatske	1 EUR	350.000.000	4,250	14.7.2015
RHMF-O-15CA	Ministarstvo financija Republike Hrvatske	1 HRK	5.500.000.000	5,250	15.12.2015
RHMF-O-172A	Ministarstvo financija Republike Hrvatske	1 HRK	5.500.000.000	4,750	8.2.2017
RHMF-O-19BA	Ministarstvo financija Republike Hrvatske	1 EUR	500.000.000	5,375	29.11.2019
RHMF-O-203A	Ministarstvo financija Republike Hrvatske	1 HRK	3.500.000.000	6,750	5.3.2020

<b>Symbol</b>	<b>Issuer</b>	<b>Nominal value</b>	<b>Listed quantity</b>	<b>Coupon rate</b>	<b>Maturity</b>
RHMF-O-203E	Ministarstvo financija Republike Hrvatske	1 EUR	350.000.000	6,500	5.3.2020
RPRO-O-181A	Rijeka promet d. d.	1 HRK	192.000.000	6,813	25.1.2018
SCVI-O-14CA	ŠC Višnjik d.o.o.	1 EUR	9.600.000	8,810	23.12.2014
<b>Regulated Market</b>					
GROS-O-17AA	Grad Osijek	1 HRK	25.000.000	5,500	30.10.2017
GRVI-O-17AA	Grad Vinkovci	1 HRK	42.000.000	5,500	23.10.2017

## 5. Listed rights

Symbol	Issuer	Nominal value	Listed quantity
RHMJ-A-A	Republika Hrvatska	1 HRK	400.000.000
RHMF-A-A	Republika Hrvatska	1 HRK	644.750.000

## 6. Listed Commercial Papers

Symbol	Issuer	Nominal value	Listed quantity
<b>Official Market</b>			
BLSC-M-045E	Belišće d.d.	1 EUR	2.580.000
INGR-M-020A	Ingra d.d.	1 EUR	5.437.700
INGR-M-026A	Ingra d.d.	1 EUR	907.584
INGR-M-104A	Ingra d.d.	1 HRK	22.000.000
INGR-M-104E	Ingra d.d.	1 EUR	7.060.663
INGR-M-111A	Ingra d.d.	1 EUR	833.975
MDKA-M-026A	Medika d.d.	1 HRK	4.000.000
MDKA-M-026E	Medika d.d.	1 EUR	1.000.000
MDKA-M-039E	Medika d.d.	1 EUR	5.486.505
MGMA-M-027A	Magma d.d.	1 HRK	2.000.000
MGMA-M-027E	Magma d.d.	1 EUR	3.510.761
MGMA-M-046E	Magma d.d.	1 EUR	1.000.000
MGMA-M-103A	Magma d.d.	1 HRK	25.833.332
MTEL-M-051A	Metronet telekomunikacije d.d.	1 EUR	1.700.000
NEXE-M-017A	Nexe grupa d.d.	1 EUR	10.150.000
NEXE-M-049A	Nexe grupa d.d.	1 EUR	4.500.000
PODR-M-106A	Podravka d.d.	1 HRK	130.000.000
PTKM-M-016E	Petrokemija d.d.	1 EUR	4.150.000
PTKM-M-019E	Petrokemija d.d.	1 EUR	4.000.000
PTKM-M-037A	Petrokemija d.d.	1 HRK	10.400.000
PTKM-M-042E	Petrokemija d.d.	1 EUR	875.000
<b>Redovito tržište</b>			
ADBK-M-038A	Auto-Dubrovnik d.d.	1 HRK	10.000.000
DHBJ-M-038A	Euroduhan d.d.	1 HRK	5.000.000
DIMS-M-027A	Digitel medijski servisi d.o.o.	1 EUR	6.500.000
DLKV-M-015E	Dalekovod d.d.	1 EUR	8.915.000
DLKV-M-024A	Dalekovod d.d.	1 HRK	26.701.633
DLKV-M-024E	Dalekovod d.d.	1 EUR	3.885.000
DLKV-M-028E	Dalekovod d.d.	1 EUR	2.000.000
DLKV-M-035A	Dalekovod d.d.	1 HRK	8.451.752
ED63-M-038A	Euro Daus 1963 d.d.	1 HRK	5.000.000

ENKT-M-038A	Euroagran nekretnine d.o.o.	1 HRK	5.000.000
ETIS-M-038A	Euroagram TIS d.o.o.	1 HRK	5.000.000
EUDS-M-038A	Euro Daus d.d.	1 HRK	5.000.000
KSIN-M-109A	Konstruktor inženjering d.d.	1 EUR	10.000.000
MSAN-M-021A	M SAN grupa d.d.	1 HRK	12.400.000
MTEL-M-044A	Metronet telekomunikacije d.d.	1 EUR	1.500.000
ZGMN-M-049A	Zagreb-Montaža d.o.o.	1 HRK	30.000.000
ZTOS-M-028E	Žito d.o.o.	1 EUR	4.000.000