



ZAGREBAČKA BURZA  
THE ZAGREB STOCK EXCHANGE

# Trading Summary First half of 2010

Zagreb, July 2009

**This report or any part thereof may be reprinted, copied or redistributed in any way only with prior written permission and full credit.**

The information contained herein is compiled and collected with care, but total accuracy and/or completeness is not guaranteed by the Zagreb Stock Exchange (ZSE). This publication is issued with the express condition to which everyone purchasing and making use thereof assents that no liability shall be incurred by ZSE. This publication is issued for information purposes only and is not to be construed in any way as an invitation to purchase or sell any security mentioned herein. ZSE recommends to any potential investor to seek professional advice before investing.

Copyright © 2010. Zagrebačka burza d.d.  
Zagreb  
Ivana Lučića 2a

# Content:

- 1. TRADE..... 1**
  - 1.1. GENERAL CHARACTERISTICS..... 1
  - 1.2. MONTHLY TRADING OVERVIEW ..... 2
  - 1.3. STOCKS WITH THE LARGEST MARKET CAPITALIZATION ..... 4
  - 1.4. MOST ACTIVE STOCKS BY TURNOVER..... 5
  - 1.5. STOCKS PERFORMANCE ..... 6
  - 1.6. BONDS PERFORMANCE..... 9
  - 1.7. TOP 10 MEMBERS BY EQUITY TURNOVER ..... 11
  - 1.8. TOP 10 MEMBERS BY BOND TURNOVER..... 11
  - 1.9. TOP 10 MEMBERS BY TOTAL TURNOVER..... 11
  - 1.10. BEST PERFORMING STOCKS ..... 12
  - 1.11. UNDER PERFORMING STOCKS..... 12
- 2. PRICES AND VOLUMES FOR THE MOST ACTIVE STOCKS ..... 13**
- 3. LISTED COMPANIES ..... 16**
- 4. LISTED BONDS..... 22**
- 5. LISTED RIGHTS..... 24**
- 6. LISTED COMMERCIAL PAPERS ..... 24**
- 7. METHODOLOGICAL REMARKS ..... 25**



# 1. Trade

## 1.1. General characteristics

(Market Capitalization in millions of HRK)

		Second half of 2009.	First half of 2010.	%
<b>Regular turnover</b>				
	Stocks	3.363.006.219	2.706.962.958	-19,5%
	Bonds	119.377.411	95.171.938	-20,3%
	Rights	2.381.241	0	-
		1.686.495	0	-
Block turnover		0	0	-
Reported turnover		169.639.853	615.598.061	262,9%
OTC turnover		1.100.828.368	3.007.675.406	173,2%
<b>Total</b>		<b>4.756.919.587</b>	<b>6.425.408.363</b>	<b>35,1%</b>
<b>Regular volume:</b>				
	Stocks	15.570.993	11.821.932	-24,1%
	Bonds	85.227.764	68.489.445	-19,6%
	Rights	1.473.100	0	-
		1.697.480	0	-
Block volume*		0	0	-
Reported volume		80.861.339	361.145.139	346,6%
OTC volume		842.618.645	1.961.864.250	132,8%
<b>Total</b>		<b>1.027.449.321</b>	<b>2.403.320.766</b>	<b>133,9%</b>
CROBEX <sup>®</sup>		2.004,06	1.855,19	-7,4%
CROBIS <sup>®</sup>		1.054,48	991,37	-6,0%
Total number of trades		95,84	96,15	0,3%
Number of securities traded		208.575	154.035	-26,1%
Number of trading days		239	221	-7,5%
		128	122	-4,7%
<b>Market Capitalization</b>				
	Stocks	135.368,2	125.028,2	-7,6%
	Bonds	36.255,8	42.027,3	15,9%
	<b>Total</b>	<b>171.624,0</b>	<b>167.055,5</b>	<b>-2,7%</b>
<b>Daily average:</b>				
	Turnover	37.163.434	52.667.282	41,7%
	Volume	8.026.948	19.699.351	145,4%
	Number of trades	1.629	1.263	-22,5%

## 1.2. Monthly trading overview

(Market Capitalization in millions of HRK)

Month	Number of trades		Volume		Number of securities traded	Market Capitalization
	Total	Average daily	Total	Average daily		
January	25.891	1.363	326.305.426	17.173.970	170	180.626,1
February	27.862	1.393	200.202.876	10.010.144	177	178.290,9
March	27.647	1.202	1.003.961.432	43.650.497	184	184.536,2
April	30.740	1.537	308.485.294	15.424.265	182	182.247,8
May	24.705	1.176	290.594.301	13.837.824	162	176.181,8
June	17.190	905	273.771.437	14.409.023	165	167.055,5
<b>Total</b>	<b>154.035</b>	<b>1.263</b>	<b>2.403.320.766</b>	<b>19.699.351</b>	<b>221</b>	

(Turnover in millions of HRK)

Month	Equity		Bonds		Rights		Total turnover
	Turnover	% total turnover	Turnover	% total turnover	Turnover	% total turnover	
January	429,9	48,3	460,5	51,7	0,0	0,0	890,5
February	438,0	65,2	234,0	34,8	0,0	0,0	672,0
March	426,9	23,7	1.371,3	76,3	0,0	0,0	1.798,2
April	755,5	55,6	603,3	44,4	0,0	0,0	1.358,9
May	412,0	50,1	410,9	49,9	0,0	0,0	822,8
June	244,7	27,7	638,4	72,3	0,0	0,0	883,1
<b>Total</b>	<b>2.707,0</b>	<b>42,1</b>	<b>3.718,4</b>	<b>57,9</b>	<b>0,0</b>	<b>0,0</b>	<b>6.425,4</b>

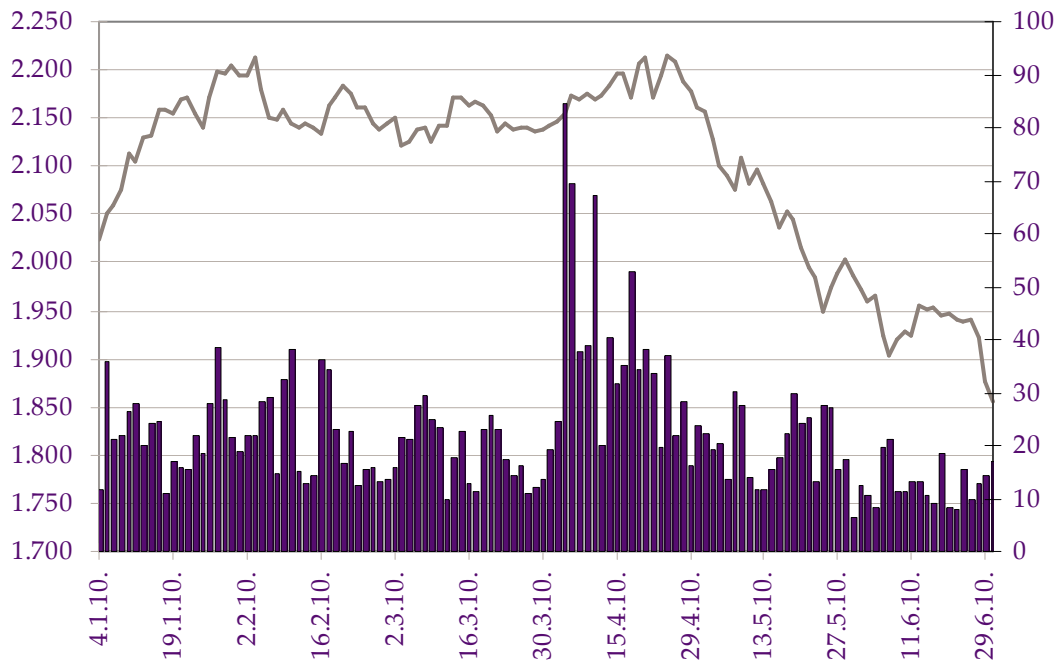


Chart 1: CROBEX® and equity turnover (HRK mil)

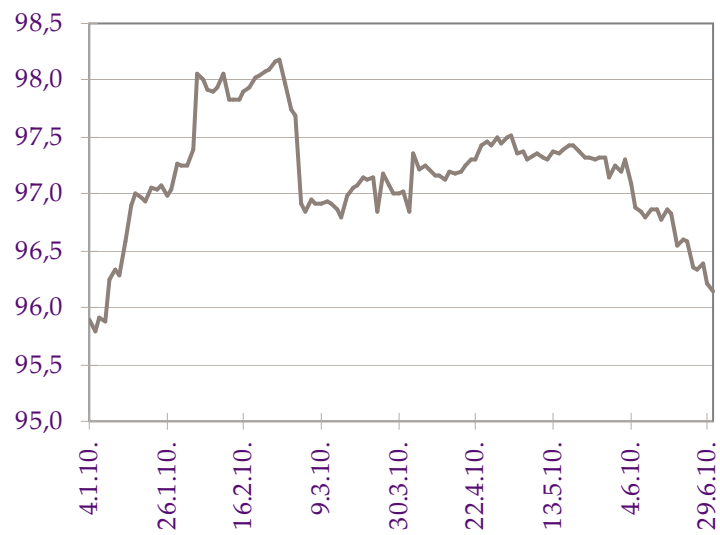
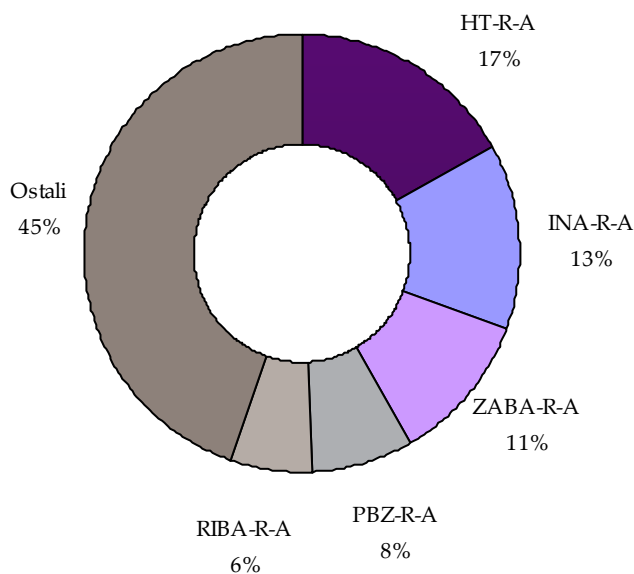


Chart 2: Zagreb Stock Exchange bond index CROBIS®

### 1.3. Stocks with the Largest Market Capitalization

	Symbol	Issuer	Market capitalization (HRK mil)	% of Market cap	Cumulative percentage
1	HT-R-A	HT d.d.	21.354,9	17,1	10,2
2	INA-R-A	Ina d.d.	16.840,0	13,5	30,5
3	ZABA-R-A	Zagrebačka banka d.d.	13.848,5	11,1	41,6
4	PBZ-R-A	PBZ d.d.	9.594,8	7,7	49,3
5	RIBA-R-A	Erste&Steiermärkische Bank d. d.	7.473,0	6,0	55,3
6	KNZM-R-A	Konzum d.d.	3.541,6	2,8	58,1
7	ADRS-R-A	Adris grupa d. d.	2.980,9	2,4	60,5
8	JNAF-R-A	Jadranski naftovod d.d.	1.894,2	1,5	62,0
9	ERNT-R-A	Ericsson Nikola Tesla d.d.	1.811,0	1,4	63,5
10	ADRS-P-A	Adris grupa d. d.	1.737,5	1,4	64,8
		Others	29.576,3	23,7	88,5
		<b>Total</b>	<b>125.028,2</b>		

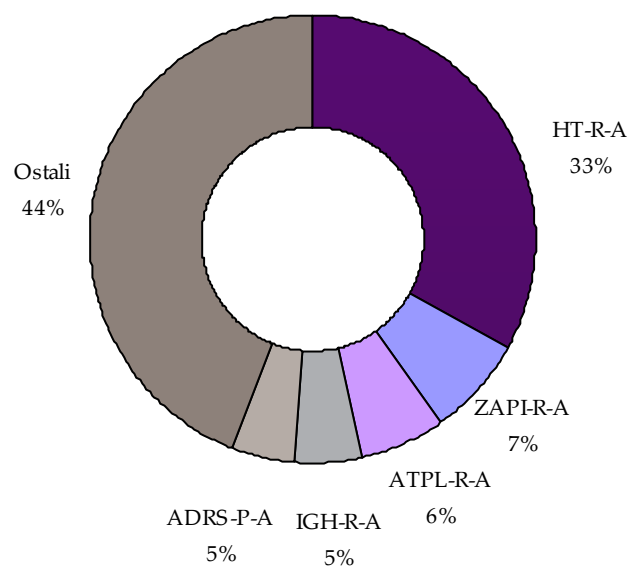


**Chart 3:** Market Capitalization structure



## 1.4. Most Active Stocks by Turnover

	Symbol	Issuer	Turnover (HRK)	Pct (%)	Cumulative percentage
1	HT-R-A	HT d.d.	894.733.402	33,1	33,1
2	ZAPI-R-A	Zagrebačka pivovara d.d.	198.536.315	7,3	40,4
3	ATPL-R-A	Atlantska plovidba d.d.	163.022.858	6,0	46,4
4	IGH-R-A	Institut IGH d.d.	132.137.395	4,9	51,3
5	ADRS-P-A	Adris grupa d. d.	125.774.522	4,6	55,9
6	DLKV-R-A	Dalekovod d.d.	114.035.015	4,2	60,2
7	ERNT-R-A	Ericsson Nikola Tesla d.d.	102.480.714	3,8	63,9
8	INA-R-A	Ina d.d.	95.529.421	3,5	67,5
9	INGR-R-A	Ingra d.d.	73.257.352	2,7	70,2
10	KOEI-R-A	Končar - elektroindustrija d.d.	56.115.641	2,1	72,2
		Others	751.340.323	27,8	100,0
		<b>Total</b>	<b>2.706.962.958</b>		



**Chart 4:** Structure of equity turnover

## 1.5. Stocks Performance

(All prices and turnover in HRK, market capitalization in millions of HRK)

	High	Low	Last	Date of last trade	Net change (%)	Volume	Turnover	Market capitalization
<b>Official Market</b>								
ATGR-R-A	743,98	670,08	688,99	30.6.2010	1,2	53.256	37.622.491	1.701,8
BLSC-R-A	580,00	420,00	450,00	30.6.2010	6,6	52.600	26.749.082	523,9
CROS-P-A	6.000,00	4.500,00	4.820,00	30.6.2010	-19,7	44	232.644	42,2
CROS-R-A	5.948,87	4.700,00	4.700,06	30.6.2010	-6,0	1.087	5.517.008	1.445,7
DLKV-R-A	390,00	280,00	282,14	30.6.2010	-12,9	326.507	114.035.015	647,2
HT-R-A	332,84	256,00	260,78	30.6.2010	-5,0	3.049.390	894.733.402	21.354,9
IGH-R-A	3.397,40	1.923,00	1.923,00	30.6.2010	-25,8	48.668	132.137.395	304,9
INA-R-A	1.940,00	1.635,00	1.684,00	30.6.2010	2,1	53.527	95.529.421	16.840,0
INGR-R-A	43,76	26,00	26,35	30.6.2010	-34,9	1.945.272	73.257.352	197,6
ISTT-R-A	410,00	288,00	351,86	30.6.2010	17,3	22.935	8.363.318	1.644,9
MDKA-R-A	8.250,00	6.556,01	7.100,00	29.6.2010	-11,3	132	982.782	214,4
MGMA-R-A	63,00	48,11	52,53	30.6.2010	-7,8	37.349	2.107.162	256,0
OPTE-R-A	44,80	29,00	29,90	30.6.2010	-12,5	222.213	8.586.358	84,3
PODR-R-A	400,00	256,58	256,60	30.6.2010	-13,6	162.351	53.843.898	1.390,8
PTKM-R-A	149,00	112,75	118,99	30.6.2010	-12,5	211.722	28.577.490	397,6
ULPL-R-A	678,00	550,01	550,01	30.6.2010	-10,8	56.761	35.808.282	319,0
VART-R-1	36,40	17,05	18,01	24.6.2010	-39,9	51.082	1.293.104	34,6
VERN-R-A	74,45	52,05	69,00	30.6.2010	15,0	23.929	1.446.121	127,3
VIRO-R-A	420,00	296,50	299,99	30.6.2010	-16,7	44.492	16.554.403	416,0
<b>Regular Market</b>								
ACI-R-A	3.157,50	2.669,00	2.701,00	21.6.2010	-3,5	240	712.922	300,0
ADPL-R-A	109,30	76,01	92,00	30.6.2010	16,5	145.871	13.434.107	386,4
ADRS-P-A	318,99	250,00	256,12	30.6.2010	-1,1	447.462	125.774.522	1.737,5
ADRS-R-A	373,00	275,00	310,00	30.6.2010	6,9	97.315	31.648.490	2.980,9
AGMM-R-A	1.000,00	999,00	1.000,00	30.6.2010	0,0	975	974.984	41,4
AMDN-R-A	124,94	50,01	124,94	21.6.2010	149,9	185	14.129	95,6
ARNT-R-A	70,00	45,00	59,00	30.6.2010	30,8	4.675	275.409	128,8
ATLN-R-A	31,50	20,50	27,03	30.6.2010	9,4	47.534	1.134.010	90,2
ATLS-R-A	24,53	18,00	20,99	18.5.2010	15,4	9.174	194.554	40,0
ATPL-R-A	1.060,00	812,50	827,00	30.6.2010	-12,9	164.421	163.022.858	1.154,1
AUHR-R-A	519,00	380,00	399,99	30.6.2010	-10,7	12.446	5.625.986	264,7
BD62-R-A	139,00	60,00	69,00	28.6.2010	-17,4	29.968	2.850.682	51,9
BDMR-R-A	1.000,00	500,00	503,00	11.6.2010	-49,7	123	75.665	50,0
BLKL-R-A	178,98	50,00	150,00	5.5.2010	200,0	3.947	564.848	74,9
BLJE-R-A	96,87	65,10	67,00	30.6.2010	-25,6	87.502	7.400.843	550,4
BPBA-R-A	73,00	54,00	55,01	28.6.2010	-9,8	35.835	2.164.169	97,1
BRIK-R-A	70,00	69,99	70,00	17.6.2010	-33,3	40	2.800	28,1
BRIN-R-A	27,18	20,00	22,90	29.6.2010	-11,1	10.425	244.953	11,6
BRNK-R-A	104,50	104,50	104,50	9.4.2010	0,0	100	10.450	13,8
BRST-R-A	40,00	40,00	40,00	22.4.2010	-20,0	6	240	6,9
BZJK-R-A	155,01	103,74	110,12	24.6.2010	-32,5	7.037	869.553	22,6
CEBA-P-A	279,80	240,01	262,01	16.6.2010	6,5	2.568	654.970	16,4
CEBA-R-A	277,00	230,00	245,00	31.5.2010	-5,8	1.721	434.124	69,6
CHAG-R-A	441,50	259,00	300,51	17.6.2010	15,6	2.605	840.871	36,2
CHBL-R-A	160,00	150,00	150,00	30.6.2010	-0,1	599	90.040	43,2
CKML-R-A	3.799,21	2.560,00	3.200,00	30.6.2010	21,9	4.218	13.527.638	336,0
CRAL-R-A	200,00	200,00	200,00	12.4.2010	24,9	24	4.800	984,9
CRLR-R-A	3.400,00	3.050,00	3.100,00	17.6.2010	-3,1	126	404.380	449,7
DDJH-R-A	40,90	25,03	26,00	30.6.2010	-28,4	255.947	9.134.218	84,2
DIOK-R-A	150,96	75,00	75,00	30.6.2010	-42,3	30.842	3.458.658	303,2
DKVS-R-A	34,00	5,51	6,97	30.6.2010	-77,5	427.604	6.320.827	7,3

	High	Low	Last	Date of last trade	Net change (%)	Volume	Turnover	Market capitalization
ELKL-R-A	312,99	200,00	219,00	10.6.2010	-30,5	538	124.132	18,4
ELKP-R-A	798,99	570,00	656,00	24.6.2010	19,3	236	148.288	58,9
ELPR-R-A	64,90	15,17	40,00	30.6.2010	-33,3	65.418	2.414.103	13,4
ERNT-R-A	1.777,00	1.313,21	1.359,99	30.6.2010	1,5	66.817	102.480.714	1.811,0
EXCL-R-A	100,00	20,00	100,00	25.5.2010	0,0	24	2.080	114,8
EXPD-R-A	500,00	310,00	500,00	28.6.2010	0,0	77	28.692	72,0
FMPS-R-A	34,00	19,19	21,98	28.6.2010	-21,5	459.255	10.956.437	44,0
FNVC-R-A	142,00	93,50	105,00	17.6.2010	5,0	1.993	215.629	64,9
FRNK-R-A	944,00	715,10	758,90	30.6.2010	-2,7	2.681	2.180.343	324,2
HBAS-R-A	190,00	100,00	125,00	29.6.2010	24,9	353	45.217	37,4
HBRL-R-A	88,00	30,03	30,03	29.6.2010	-72,2	163	11.561	15,8
HBVD-R-A	100,00	100,00	100,00	28.4.2010	2,0	1.009	100.900	28,6
HCRC-R-A	120,00	90,03	95,00	19.5.2010	-5,0	502	53.907	102,5
HDBK-R-A	76,49	59,50	76,49	11.1.2010	52,9	149	9.536	135,0
HDEL-R-A	257,00	165,00	177,00	30.6.2010	-22,0	24.673	5.481.503	110,4
HDUZ-R-A	579,97	400,02	505,00	13.5.2010	-12,8	274	124.452	134,9
HGSP-R-A	68,75	20,08	21,00	30.6.2010	-65,3	169.050	6.879.880	6,9
HIMR-R-A	199,00	160,00	171,02	25.5.2010	6,9	1.390	253.664	108,7
HMAM-R-A	109,80	90,00	90,05	29.6.2010	-9,0	2.506	231.070	100,8
HMST-R-A	151,00	70,01	70,01	17.6.2010	16,7	1.409	176.136	36,1
HOMS-R-A	8,00	6,00	6,01	14.4.2010	-0,5	716	4.645	1,5
HPB-R-A	1.900,01	1.355,00	1.650,00	21.6.2010	-8,3	258	415.007	981,5
HPDG-R-A	34,20	20,10	32,00	1.6.2010	-6,0	1.344	42.385	11,7
HRBC-R-A	80,00	66,08	80,00	30.4.2010	22,7	1.100	84.967	81,0
HTCP-R-A	69,99	69,99	69,99	19.4.2010	12,5	70	4.899	38,4
HTPK-R-A	167,99	82,01	83,00	30.6.2010	-42,8	42.207	4.512.760	35,4
HUPZ-R-A	1.845,00	1.216,39	1.299,98	30.6.2010	-27,7	1.996	3.203.796	612,8
HZDZ-R-A	170,00	100,00	100,00	9.6.2010	-44,4	212	27.404	15,5
HZVG-R-A	32,00	32,00	32,00	15.3.2010	-1,5	110	3.520	9,7
IKBA-R-A	2.017,00	2.017,00	2.017,00	5.2.2010	0,0	13	26.221	292,4
IMZV-R-A	239,00	120,00	194,00	8.6.2010	-22,4	993	188.301	43,7
INDG-R-A	500,00	292,00	360,00	30.6.2010	-28,7	6.539	2.533.859	162,9
IPKK-R-A	286,00	191,00	222,22	30.6.2010	-12,2	16.120	3.881.656	158,9
IPKO-R-A	25,13	20,00	20,12	14.6.2010	-32,9	830	17.746	89,8
ISTR-R-A	500,00	500,00	500,00	10.3.2010	0,0	20	10.000	45,9
JAKT-R-A	18,01	16,00	16,20	8.6.2010	-26,8	812	14.171	12,8
JDBA-R-A	3.100,00	2.200,13	2.850,00	30.6.2010	14,9	1.321	3.634.674	340,9
JDGT-R-A	620,00	506,05	549,90	28.6.2010	9,2	2.751	1.517.626	61,0
JDKM-R-A	140,00	79,98	90,00	27.5.2010	-9,1	872	85.315	19,6
JDOS-R-A	3.350,00	2.300,00	3.010,00	4.6.2010	0,4	159	460.833	376,3
JDPL-R-A	190,30	130,00	132,90	30.6.2010	-17,4	158.968	26.872.786	217,5
JDRA-R-A	444,00	372,50	410,00	16.6.2010	7,9	816	315.058	136,3
JDRN-R-A	50,02	21,01	50,00	27.5.2010	0,0	318	11.141	14,1
JDTC-R-A	100,01	80,00	80,01	13.5.2010	-57,7	55	4.890	11,3
JMNC-R-A	39.500,00	35.000,00	35.000,00	29.6.2010	-21,3	163	6.169.212	774,4
JNAF-R-A	3.157,27	2.451,01	2.549,99	30.6.2010	-9,8	7.126	21.019.976	1.894,2
KABA-P-A	80,50	80,50	80,50	14.5.2010	0,0	12	966	0,9
KABA-R-A	84,50	56,01	65,00	30.6.2010	-23,1	20.755	1.541.972	87,0
KBZ-R-A	180,00	118,00	180,00	31.3.2010	-13,9	1.591	234.146	335,8
KNZM-R-A	185,00	146,00	156,00	30.6.2010	0,6	58.151	9.418.031	3.541,6
KODT-P-A	2.198,00	1.850,00	2.100,00	30.6.2010	13,5	1.999	4.182.722	64,5
KODT-R-A	2.450,00	1.930,01	2.235,01	30.6.2010	11,8	1.951	4.273.053	217,0
KOEI-R-A	517,00	434,99	450,00	30.6.2010	4,7	118.052	56.115.641	1.157,5
KOES-R-A	398,95	247,45	247,89	28.6.2010	28,9	548	160.947	32,3
KOKA-R-A	300,00	200,00	207,00	18.6.2010	3,4	1.564	404.298	187,0
KORF-R-A	45,90	28,70	29,60	30.6.2010	-28,0	355.517	14.099.434	221,0
KRAS-R-A	390,00	290,00	380,00	30.6.2010	21,0	49.937	17.611.459	522,0
KSST-R-A	1.197,00	750,01	1.197,00	21.6.2010	19,7	112	90.279	136,0

	High	Low	Last	Date of last trade	Net change (%)	Volume	Turnover	Market capitalization
KTJV-R-A	42,00	23,11	32,50	27.5.2010	-22,6	5.002	157.828	186,1
LANO-R-A	11,94	9,50	9,80	4.6.2010	-23,0	13.702	138.630	152,8
LANT-R-A	12,50	10,00	10,00	4.6.2010	-9,2	323	3.573	6,7
LCDS-R-A	22,00	14,09	14,89	24.6.2010	-50,4	2.333	35.557	37,7
LEDO-R-A	7.049,99	5.704,01	6.000,00	30.6.2010	-10,4	2.930	18.889.999	1.321,0
LKPC-R-A	2.093,00	1.500,00	1.615,00	30.6.2010	5,9	11.013	19.034.566	359,5
LKRI-R-A	220,00	162,00	171,55	30.6.2010	0,9	53.160	9.808.712	1.026,0
LPLH-R-A	173,00	125,01	137,00	30.6.2010	-2,8	12.928	1.936.380	90,8
LRH-R-A	2.890,00	1.424,03	2.100,00	30.6.2010	40,5	7.974	15.911.354	635,5
LURA-R-A	400,00	240,00	310,00	29.6.2010	15,7	2.568	761.237	930,0
LVCV-R-A	279,00	210,00	215,11	30.6.2010	-2,2	3.988	1.040.740	102,9
MAIS-R-A	77,00	63,00	67,00	30.6.2010	6,0	43.123	3.114.725	733,3
MIV-R-A	3.130,00	2.504,00	3.000,00	24.6.2010	3,4	267	801.478	45,1
MLNR-R-A	640,00	637,00	637,00	30.6.2010	0,0	1.763	1.123.046	124,5
MNDS-R-A	245,00	245,00	245,00	7.1.2010	-0,4	8	1.960	5,9
NVBA-R-A	100,00	50,00	80,00	17.6.2010	-20,0	16.378	1.447.133	34,2
OLVD-R-A	120,00	120,00	120,00	10.3.2010	90,5	142	17.040	56,3
PBZ-R-A	618,00	503,01	503,01	30.6.2010	-11,3	18.261	10.619.732	9.594,8
PDBA-R-A	450,00	400,00	400,13	23.6.2010	-6,9	367	150.899	267,6
PIKR-R-A	221,00	134,01	211,00	13.5.2010	55,1	1.359	237.595	49,3
PIVK-R-A	310,00	200,00	200,00	24.6.2010	-35,6	246	63.351	63,4
PKMI-R-A	340,25	305,00	340,25	13.5.2010	11,6	3.281	1.077.094	32,7
PLAG-R-A	1.700,00	1.337,00	1.500,00	29.6.2010	24,3	1.740	2.545.097	819,5
PLJK-R-A	84,75	52,03	53,05	29.4.2010	6,1	579	37.877	56,0
PUNT-R-A	1,01	0,60	0,70	28.6.2010	-29,3	107.216	96.509	1,9
QUNE-R-A	87,00	69,80	87,00	23.6.2010	-3,3	37.244	3.072.805	196,2
RIBA-R-A	447,00	330,04	440,00	29.6.2010	16,1	25.992	9.678.598	7.473,0
RIVP-R-A	179,00	100,00	159,99	30.6.2010	-5,9	8.886	1.413.533	584,5
RIZO-R-A	150,00	100,00	150,00	23.4.2010	-40,0	595	60.686	56,1
SAPN-R-A	186,00	130,75	150,00	29.6.2010	0,0	967	157.679	98,8
SDBA-R-A	164,00	143,00	147,00	29.6.2010	-17,9	14.824	2.226.803	69,3
SLDM-R-A	64,98	40,01	40,15	29.6.2010	-19,7	1.446	65.634	209,6
SLPF-R-A	34,96	15,15	25,27	30.6.2010	-27,7	30.140	913.536	84,6
SLRS-R-A	260,00	160,00	182,00	24.6.2010	1,1	1.228	246.532	112,4
SMNS-R-A	680,00	591,01	620,00	9.6.2010	0,8	625	388.346	586,5
SNBA-R-A	115,00	97,30	107,50	28.6.2010	7,5	21.986	2.355.138	98,8
SSNC-R-A	2.750,00	2.750,00	2.750,00	29.4.2010	14,6	2	5.500	372,5
SUNH-R-A	36,50	25,20	29,01	29.6.2010	-1,7	91.351	2.925.401	212,1
TEP-R-A	45,99	13,05	13,05	1.6.2010	-49,9	3.951	117.213	4,9
THMT-R-A	90,02	72,01	72,01	21.6.2010	-20,0	455	40.160	19,3
THNK-R-A	2.020,00	1.035,22	1.035,22	30.6.2010	-28,6	15.108	23.989.987	196,1
TISK-R-A	298,80	182,00	194,94	30.6.2010	-31,8	21.452	5.262.666	465,2
TKPR-R-A	750,00	500,02	500,02	30.6.2010	-33,3	431	257.942	40,9
TLM-R-A	42,00	25,00	25,00	21.6.2010	-44,4	88	2.790	46,0
TNPL-R-A	1.655,00	1.330,00	1.350,00	30.6.2010	-9,4	6.765	10.399.954	845,6
TNSA-R-A	3.290,00	2.101,03	2.997,00	28.6.2010	-0,3	770	1.989.095	86,2
TOZ-R-A	444,00	315,01	369,96	13.4.2010	-16,7	335	116.406	74,0
TRFM-R-A	989,00	410,00	800,00	18.6.2010	86,0	315	199.498	28,8
TRMD-R-A	85,00	85,00	85,00	18.6.2010	0,0	1.023	86.955	19,6
TUHO-R-A	701,00	580,00	580,00	28.6.2010	-8,1	1.007	668.648	229,0
ULJN-R-A	160,01	92,00	129,35	18.6.2010	-26,1	977	129.771	289,3
UNPP-R-A	1.800,00	1.500,00	1.650,00	12.5.2010	10,9	134	223.625	31,7
VDKT-R-A	375,00	255,68	258,50	30.6.2010	-13,1	34.620	11.191.011	118,1
VIS-R-A	30,00	20,00	22,00	15.6.2010	-21,4	4.576	101.068	11,4
VJSN-R-A	40,00	24,00	24,00	28.6.2010	-40,0	1.460	38.448	25,5
VLBT-R-A	6,00	4,52	4,70	14.5.2010	-41,3	1.958	10.111	16,0
VLDS-R-A	29,01	12,77	13,50	30.6.2010	-43,8	835.041	17.636.151	36,5
VLEN-R-B	11,65	9,00	9,30	31.5.2010	-7,1	45.103	454.292	128,8

	High	Low	Last	Date of last trade	Net change (%)	Volume	Turnover	Market capitalization
VPIK-R-A	230,00	54,00	95,00	28.6.2010	75,9	8.347	993.576	143,0
VZIO-R-A	69,99	69,99	69,99	2.6.2010	0,0	2.150	150.479	46,2
ZABA-R-A	280,00	206,00	216,22	30.6.2010	-16,8	204.713	51.947.788	13.848,5
ZAPI-R-A	3.800,00	2.500,00	2.501,00	9.6.2010	-34,2	52.553	198.536.315	1.551,7
ZDNK-R-A	15,00	15,00	15,00	5.1.2010	0,0	75	1.125	6,9
ZLAR-R-A	59,66	30,15	55,05	14.4.2010	37,6	4.567	158.974	30,4
ZLTO-R-A	50,00	50,00	50,00	27.4.2010	-38,3	1	50	17,9
ZPKL-R-A	249,98	106,00	126,15	5.5.2010	-49,5	283	54.681	35,8
ZTNJ-R-A	139,98	81,18	89,08	29.6.2010	-45,7	1.183	133.895	18,3
ZVCV-R-A	139,00	89,17	112,00	30.6.2010	15,5	11.542	1.333.221	34,5
ZVZD-R-A	4.798,97	3.140,00	3.140,00	30.6.2010	-29,4	502	2.075.759	314,8
<b>MTP</b>								
BCIN-R-A	300,00	204,00	220,00	21.6.2010	-10,2	821	237.589	36,6
BRBA-P-A	4.800,00	2.498,50	4.800,00	26.4.2010	83,6	163	415.828	12,2
EHOS-R-A	7.098,88	4.000,00	4.000,00	30.6.2010	-43,6	8	50.593	1.220,0
GFZK-R-A	101,10	99,00	101,10	21.4.2010	2,1	60	5.965	9,3
HRDH-R-A	69,00	25,00	25,55	14.6.2010	-32,8	1.076	32.099	21,5
INOV-R-A	625,00	625,00	625,00	4.3.2010	4,2	15	9.375	89,8
KMKA-R-A	210,00	210,00	210,00	28.4.2010	-4,5	263	55.230	20,0
KOSN-P-A	895,01	570,25	676,00	29.6.2010	21,6	133	94.221	17,8
KOSN-R-A	825,00	690,00	810,00	15.6.2010	15,5	215	165.513	31,8
LVRG-R-A	1.755,00	1.750,00	1.755,00	10.2.2010	0,3	62	108.505	123,1
MMTZ-R-A	15.000,00	9.302,03	10.999,00	9.6.2010	-24,1	81	1.036.185	88,3
PRFC-R-A	16,34	11,50	11,86	29.6.2010	-14,1	23.205	330.822	46,4
PSMR-R-A	430,00	323,33	430,00	8.6.2010	30,3	341	126.358	10,0
SEM-R-A	120,00	110,00	120,00	30.6.2010	2,6	1.363	156.602	38,2
SM86-R-A	160,00	149,00	160,00	17.5.2010	0,0	882	138.661	21,8
SNHO-R-A	212,70	64,41	165,00	30.6.2010	156,9	107.549	15.168.965	448,8
TDZ-R-A	2.300,00	2.300,00	2.300,00	28.6.2010	0,0	540	1.242.000	747,1
TIMT-R-A	100,01	99,00	100,00	21.6.2010	0,0	6.320	631.910	28,5
TNER-R-A	140,00	128,99	128,99	20.4.2010	-7,9	22	3.058	10,1
TSHC-R-A	8.000,00	7.000,00	7.000,00	10.6.2010	-6,7	144	1.057.500	94,9
VLHO-R-A	33,80	28,00	30,60	29.6.2010	15,5	21.796	669.535	192,6
VLVI-R-A	1.256,00	1.251,00	1.251,00	1.3.2010	0,1	4	5.019	13,9

## 1.6. Bonds performance

(All prices in % of par value, turnover in HRK)

	High	Low	Last	Date of last trade	Volume	Turnover
<b>Regular trades</b>						
HEP-O-17CA	94,88	94,88	94,88	15.2.2010	400	380
INGR-O-11CA	85,00	74,00	74,99	2.6.2010	4.799.417	3.750.013
JDRA-O-129A	99,07	99,07	99,07	12.3.2010	350.000	346.745
OIV-O-14BA	95,00	85,00	95,00	12.3.2010	15.300.000	13.643.360
OPTE-O-142A	67,45	60,00	61,00	1.4.2010	49.415	31.226
PODR-O-115A	96,20	95,15	96,20	5.2.2010	2.500.000	2.394.500
RBA-O-112A	100,36	100,36	100,36	3.2.2010	5.000.000	5.018.000
RHMF-O-125A	105,01	102,00	104,30	7.6.2010	1.682.013	12.773.579
RHMF-O-142A	102,50	100,10	100,10	17.6.2010	2.076.000	15.227.763
RHMF-O-15CA	98,00	95,45	97,90	4.6.2010	21.600.000	21.026.320
RHMF-O-172A	93,50	93,20	93,20	1.4.2010	9.000.000	8.397.000
RHMF-O-203A	104,40	101,95	104,40	8.6.2010	5.170.000	5.294.930
RHMF-O-203E	105,60	98,75	98,75	30.6.2010	962.200	7.268.122

	High	Low	Last	Date of last trade	Volume	Turnover
<b>Total</b>					<b>68.489.445</b>	<b>95.171.938</b>
<b>Reported trades</b>						
RHMF-O-103A	100,03	100,03	100,03	26.2.2010	14.374.239	14.378.551
RHMF-O-125A	105,20	103,60	103,60	28.6.2010	30.005.900	227.973.502
RHMF-O-137A	99,15	98,25	98,25	23.4.2010	10.000.000	9.870.000
RHMF-O-142A	102,70	99,50	99,50	23.6.2010	3.585.000	26.278.495
RHMF-O-15CA	98,10	98,00	98,10	28.1.2010	10.000.000	9.805.000
RHMF-O-172A	93,10	93,00	93,00	14.6.2010	200.900.000	186.842.000
RHMF-O-203A	105,10	102,20	103,05	16.6.2010	85.540.000	89.012.210
RHMF-O-203E	105,55	104,00	104,20	14.6.2010	6.740.000	51.438.303
<b>Total</b>					<b>361.145.139</b>	<b>615.598.061</b>
<b>OTC trades</b>						
ATGR-O-11CA	100,40	94,25	99,65	16.6.2010	20.540.000	20.117.260
GDZD-O-119A	100,00	99,40	100,00	29.1.2010	1.175.000	8.548.598
HEP-O-13BA	98,31	95,00	96,00	28.5.2010	85.650.000	82.524.665
HEP-O-17CA	100,90	89,75	100,00	5.5.2010	93.000.000	92.885.750
HP-O-127A	106,00	103,50	105,00	15.6.2010	3.525.000	26.837.652
INGR-O-11CA	78,75	78,75	78,75	2.2.2010	2.000.000	1.575.000
NEXE-O-116A	97,00	94,92	97,00	29.4.2010	9.000.000	8.563.600
PODR-O-115A	99,00	91,30	99,00	16.6.2010	40.510.000	39.216.755
RBA-O-112A	100,42	100,42	100,42	3.2.2010	5.000.000	5.020.950
RHMF-O-103A	100,55	100,03	100,03	1.3.2010	44.800.000	44.910.200
RHMF-O-125A	105,20	103,60	104,00	29.6.2010	23.862.250	180.582.735
RHMF-O-137A	100,00	95,20	97,90	24.6.2010	302.000.000	295.451.670
RHMF-O-142A	102,45	99,40	99,40	30.6.2010	28.899.000	211.883.409
RHMF-O-157A	97,20	95,45	95,45	15.6.2010	2.260.000	15.839.904
RHMF-O-15CA	99,62	96,75	98,14	23.6.2010	26.580.000	25.956.446
RHMF-O-172A	95,50	92,00	93,10	23.6.2010	440.700.000	411.148.875
RHMF-O-19BA	101,50	94,50	95,00	28.6.2010	4.860.000	33.847.168
RHMF-O-203A	105,30	99,96	101,60	30.6.2010	727.309.000	746.240.473
RHMF-O-203E	105,70	100,00	100,00	29.6.2010	100.194.000	756.524.296
<b>Total</b>					<b>1.961.864.250</b>	<b>3.007.675.406</b>
<b>BONDS TOTAL</b>					<b>2.391.498.834</b>	<b>3.718.445.405</b>

## 1.7. Top 10 Members by Equity Turnover

Rank	Member	Equity turnover (HRK)	Market share (%)
1	Erste vrijednosni papiri d.o.o.	827.001.398	15,28
2	Zagrebačka banka d.d.	683.820.126	12,63
3	Interkapital vrijednosni papiri d.o.o.	492.172.998	9,09
4	Privredna banka Zagreb d.d.	469.273.597	8,67
5	Raiffeisenbank Austria d.d.	330.286.782	6,10
6	Fima vrijednosnice d.o.o.	328.608.181	6,07
7	HITA vrijednosnice d.d.	305.874.016	5,65
8	Agram brokeri d.d.	257.828.769	4,76
9	Prva Generacija d.o.o	221.088.482	4,08
10	Abacus brokeri d.d.	176.692.335	3,26

## 1.8. Top 10 Members by Bond Turnover

Rank	Member	Bonds turnover (HRK)	Market share (%)
1	Interkapital vrijednosni papiri d.o.o.	897.761.118	63,15
2	Zagrebačka banka d.d.	381.939.142	26,87
3	Raiffeisenbank Austria d.d.	82.341.617	5,79
4	Erste vrijednosni papiri d.o.o.	18.731.240	1,32
5	Societe Generale-Splitska banka d.d.	18.044.912	1,27
6	Podravska banka d.d.	8.387.260	0,59
7	Agram brokeri d.d.	5.643.750	0,40
8	Hypo Alpe-Adria-Bank d.d.	3.583.360	0,25
9	I.C.F. d.o.o.	3.399.390	0,24
10	KD upravljanje imovinom d.o.o.	679.245	0,05

## 1.9. Top 10 Members by Total Turnover

Rank	Member	Total turnover (HRK)	Market share (%)
1	Interkapital vrijednosni papiri d.o.o.	1.389.934.116	20,33
2	Zagrebačka banka d.d.	1.065.759.268	15,59
3	Erste vrijednosni papiri d.o.o.	845.732.638	12,37
4	Privredna banka Zagreb d.d.	469.273.597	6,87
5	Raiffeisenbank Austria d.d.	412.628.400	6,04
6	Fima vrijednosnice d.o.o.	328.666.596	4,81
7	HITA vrijednosnice d.d.	305.907.742	4,48
8	Agram brokeri d.d.	263.472.519	3,85
9	Prva Generacija d.o.o	221.088.482	3,23
10	Abacus brokeri d.d.	177.074.389	2,59

## 1.10. Best performing stocks

(All prices in HRK)

Symbol	Issuer	Second half of 2009.		First half of 2010.		%
		Price	Date	Price	Date	
BLKL-R-A	Bilokalnik-IPA d.d.	50,00	25.1.2010	150,00	5.5.2010	200,00
SNHO-R-A	SN holding d.d.	64,23	29.12.2009	165,00	30.6.2010	156,89
AMDN-R-A	Apartmani Medena d.d.	50,00	3.12.2009	124,94	21.6.2010	149,88
OLVD-R-A	Olympia Vodice d.d.	63,00	7.12.2009	120,00	10.3.2010	90,48
TRFM-R-A	Terra firma d. d.	430,00	29.3.2010	800,00	18.6.2010	86,05
BRBA-P-A	Banka Brod d. d.	2.613,80	31.12.2009	4.800,00	26.4.2010	83,64
VPIK-R-A	Vupik d.d.	54,00	9.2.2010	95,00	28.6.2010	75,93
PIKR-R-A	PIK d. d.	136,06	31.12.2009	211,00	13.5.2010	55,08
LRH-R-A	Liburnia riviera hoteli d. d.	1.495,00	23.12.2009	2.100,00	30.6.2010	40,47
ZLAR-R-A	Zlatni rat d.d.	40,00	31.12.2009	55,05	14.4.2010	37,63

## 1.11. Under performing stocks

(All prices in HRK)

Symbol	Issuer	Second half of 2009.		First half of 2010.		%
		Price	Date	Price	Date	
DKVS-R-A	Đakovština d.d.	31,01	22.12.2009	6,97	30.6.2010	-77,52
HBRL-R-A	Hoteli Brela d.d.	107,95	31.12.2009	30,03	29.6.2010	-72,18
HGSP-R-A	HG Spot d.d.	60,51	31.12.2009	21,00	30.6.2010	-65,29
JDTC-R-A	Jadran d.d.	188,99	31.12.2009	80,01	13.5.2010	-57,66
LCDS-R-A	Lucidus d.d.	30,00	10.12.2009	14,89	24.6.2010	-50,37
TEP-R-A	TEP d.d.	26,07	17.12.2009	13,05	1.6.2010	-49,94
BDMR-R-A	Brodomekur d.d.	1.000,00	21.4.2010	503,00	11.6.2010	-49,70
ZPKL-R-A	Zagrebačke pekarnice Klara d.d.	250,00	18.12.2009	126,15	5.5.2010	-49,54
ZTNJ-R-A	Žitnjak d.d.	164,00	9.12.2009	89,08	29.6.2010	-45,68
HZDZ-R-A	Hoteli Zadar d.d.	180,00	17.12.2009	100,00	9.6.2010	-44,44



## 2. Prices and Volumes for the Most Active Stocks

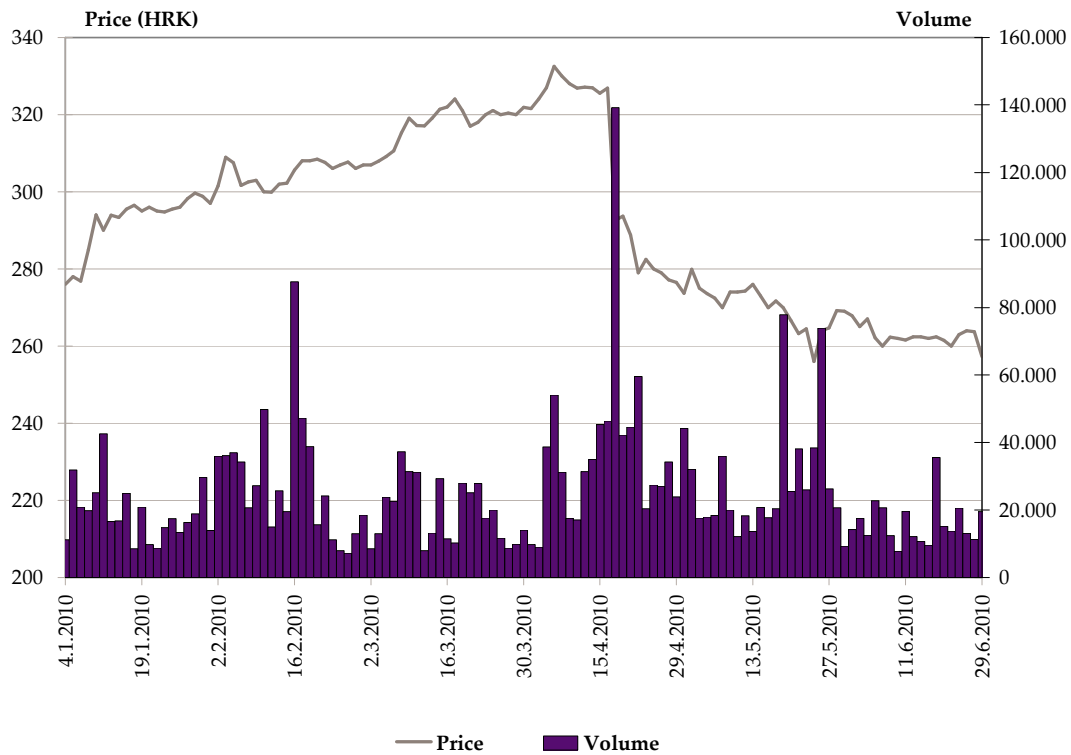


Chart 5: Hrvatski Telekom d.d.

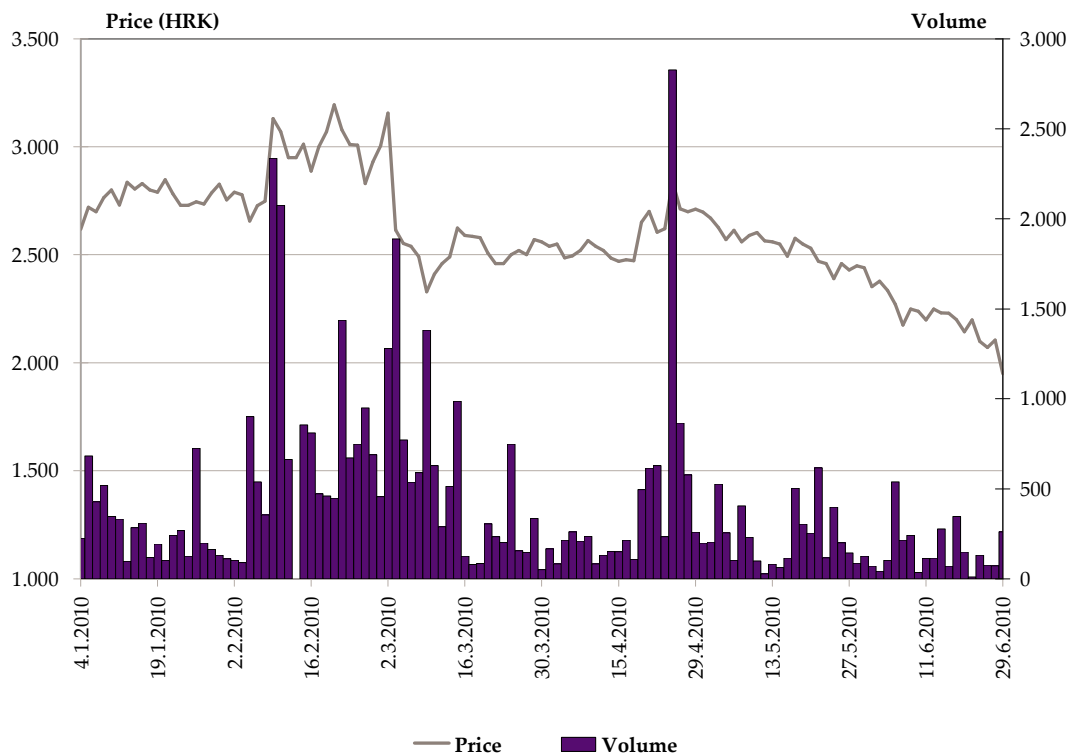


Chart 6: Institut IGH d.d.

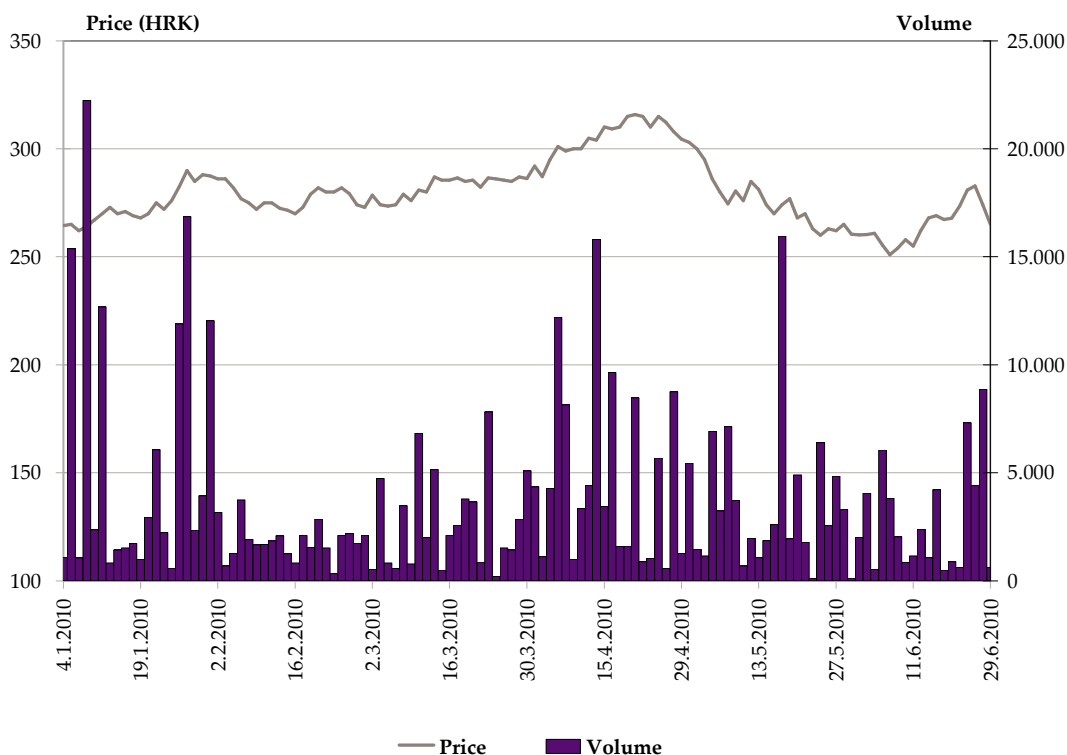


Chart 7: ADRIS GRUPA d.d. preferred shares

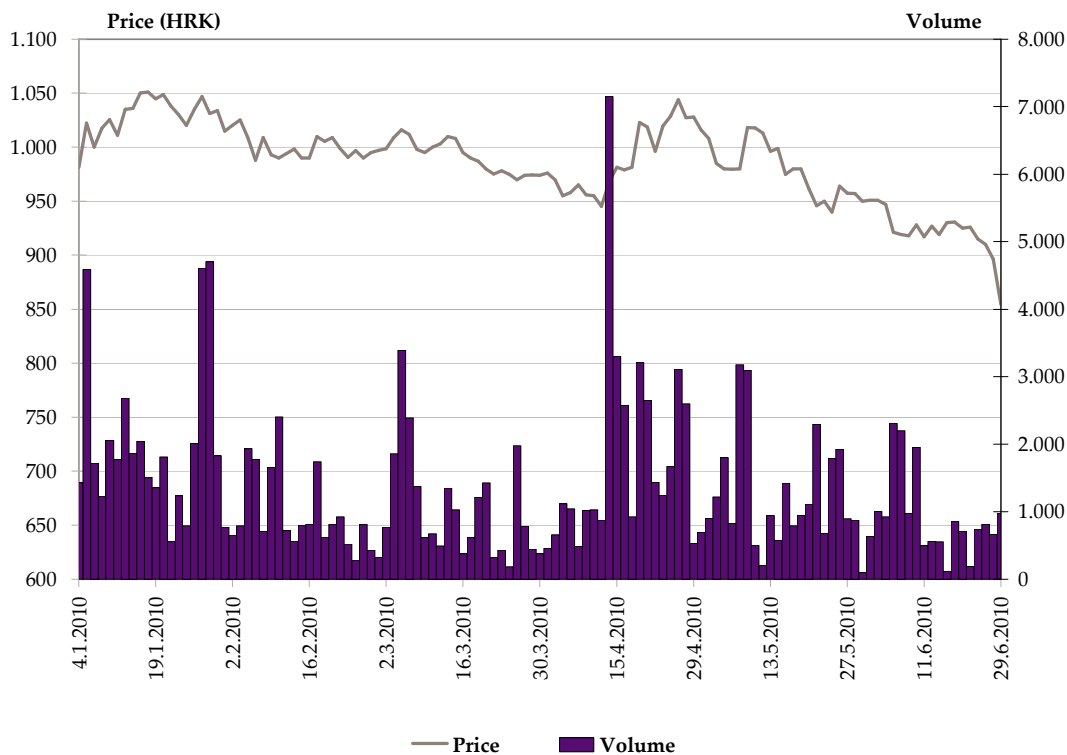


Chart 8: Atlantska plovidba d.d.

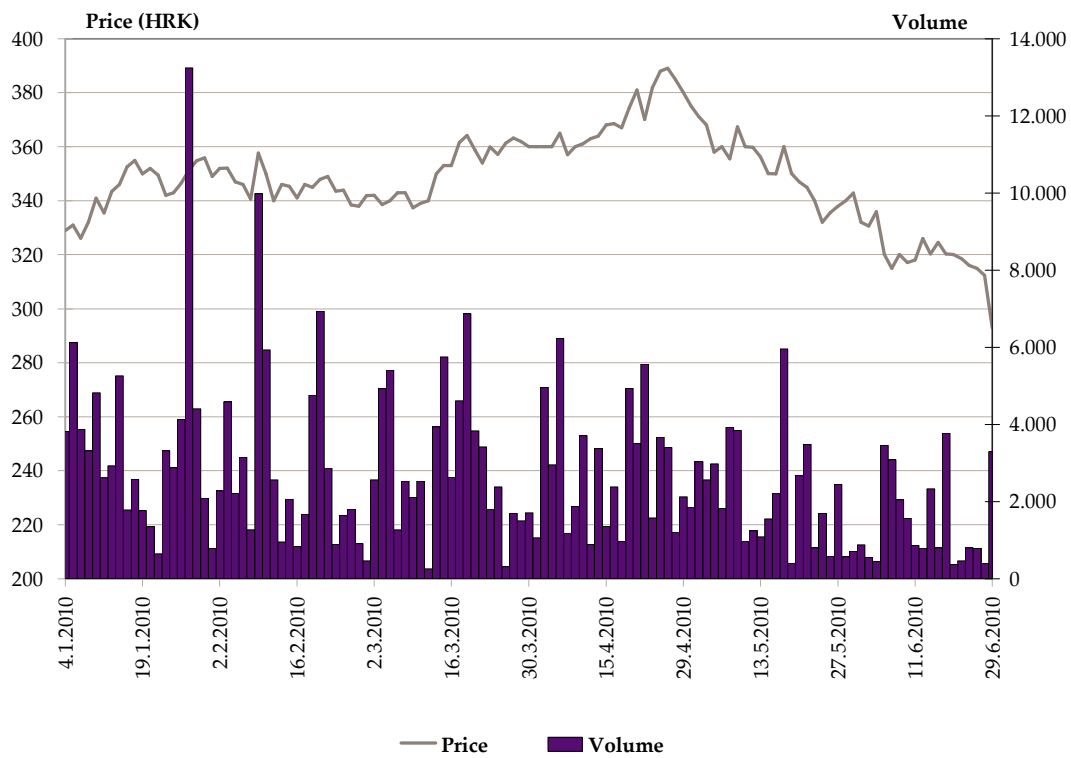


Chart 9: Dalekovod d.d.

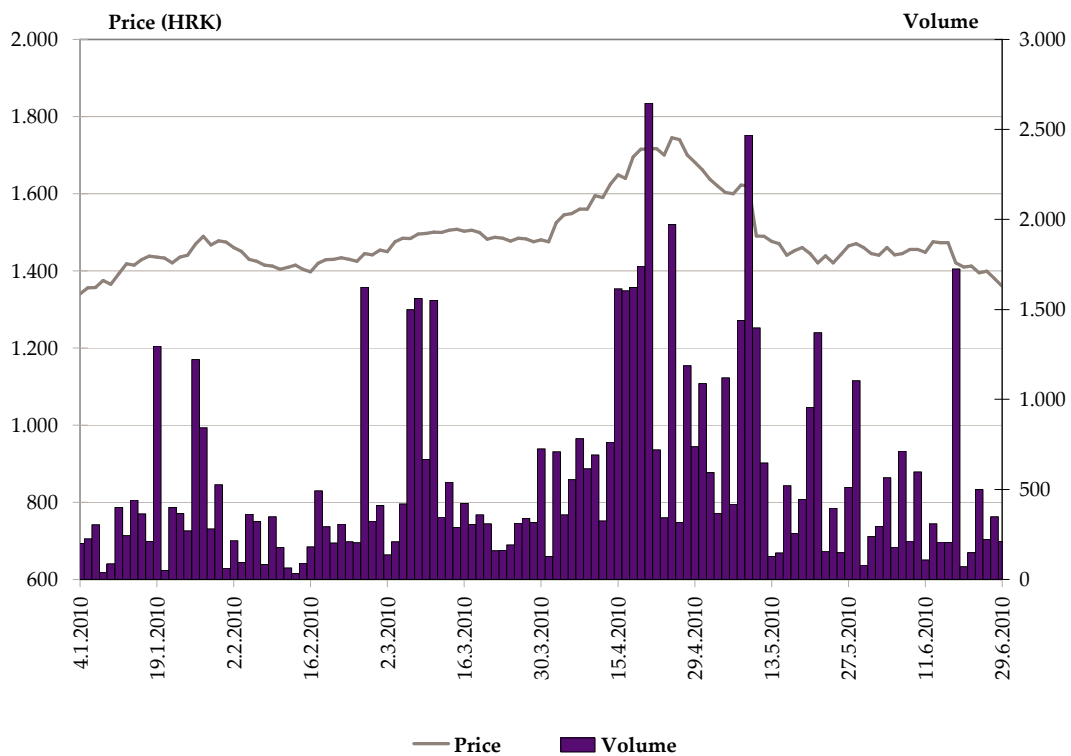


Chart 10: Ericsson Nikola Tesla d.d.

### 3. Listed Companies

Symbol	Issuer	Listed quantity	Nominal value
<b>Official Market</b>			
ATGR-R-A	Atlantic grupa d.d.	2.469.995	40 HRK
BLSC-R-A	Belišće d.d.	1.164.312	300 HRK
CROS-P-A	Croatia osiguranje d.d.	8.750	1400 HRK
CROS-R-A	Croatia osiguranje d.d.	307.598	1400 HRK
DLKV-R-A	Dalekovod d.d.	2.293.812	100 HRK
HT-R-A	HT d.d.	81.888.535	100 HRK
IGH-R-A	Institut IGH d.d.	158.580	400 HRK
INA-R-A	Ina d.d.	10.000.000	900 HRK
INGR-R-A	Ingra d.d.	7.500.000	
ISTT-R-A	Istraturist Umag d. d.	4.674.995	100 HRK
MDKA-R-A	Medika d.d.	30.194	2000 HRK
MGMA-R-A	Magma d.d.	4.874.160	10 HRK
OPTE-R-A	OT-optima telekom d.d.	2.820.070	10 HRK
PODR-R-A	Podravka d.d.	5.420.003	300 HRK
PTKM-R-A	Petrokemija d.d.	3.341.117	270 HRK
ULPL-R-A	Uljanik Plovidba d. d.	580.000	400 HRK
VART-R-1	Varteks d. d.	1.920.807	200 HRK
VERN-R-A	Genera d.d.	1.844.860	100 HRK
VIRO-R-A	Viro tvornica šećera d.d.	1.386.667	
<b>Regular Market</b>			
3MAJ-R-A	BI 3. maj d.d.	1.222.985	100 HRK
ACI-R-A	ACI d. d.	111.060	3600 HRK
ADCH-R-A	Adriachem d.d.	623.578	300 HRK
ADPL-R-A	AD plastik d.d.	4.199.584	100 HRK
ADRS-P-A	Adris grupa d. d.	6.784.100	10 HRK
ADRS-R-A	Adris grupa d. d.	9.615.900	10 HRK
AGMM-R-A	Agromedimurje d.d. Čakovec	41.390	1900 HRK
AMDN-R-A	Apartmani Medena d.d.	765.376	300 HRK
ARNT-R-A	Arenaturist d. d.	2.182.500	20 HRK
ATLN-R-A	Excelsa nekretnine d.d.	3.335.801	
ATLS-R-A	Atlas d.d. Dubrovnik	1.904.315	
ATPL-R-A	Atlantska plovidba d.d.	1.395.520	300 HRK
AUHR-R-A	Auto Hrvatska d.d. Zagreb	661.745	3700 HRK
BD62-R-A	Badel 1862 d.d.	752.106	300 HRK
BDMR-R-A	Brodomerkur d.d.	99.331	1900 HRK
BLKL-R-A	Bilokalnik-IPA d.d.	499.582	300 HRK
BLJE-R-A	Belje d.d. Darda	8.215.487	100 HRK

Symbol	Issuer	Listed quantity	Nominal value
BPBA-R-A	VABA d.d.	1.765.228	100 HRK
BRIK-R-A	Borik d.d.	401.100	300 HRK
BRIN-R-A	ZIF breza d.d.	506.000	100 HRK
BRNK-R-A	Brionka d. d.	132.410	380 HRK
BRST-R-A	Brestovac d.d.	172.800	300 HRK
BZJK-R-A	Božjakovina d.d.	204.989	300 HRK
CEBA-P-A	Centar banka d.d.	62.500	400 HRK
CEBA-R-A	Centar banka d.d.	284.249	400 HRK
CHAG-R-A	Chromos agro d.d.	120.497	500 HRK
CHBL-R-A	Chromos boje i lakovi d.d.	287.740	300 HRK
CKML-R-A	Čakovečki mlinovi d.d.	105.000	400 HRK
CRAL-P-A	Croatia airlines d.d.	17.590	100 HRK
CRAL-P-A1	Croatia airlines d.d.	6.762	100 HRK
CRAL-P-A2	Croatia airlines d.d.	13.025	100 HRK
CRAL-P-A3	Croatia airlines d.d.	7.356	100 HRK
CRAL-P-A4	Croatia airlines d.d.	6.464	100 HRK
CRAL-R-A	Croatia airlines d.d.	4.924.279	200 HRK
CRBT-R-A	Croatia-baterije d.d.	180.090	300 HRK
CRLI-R-A	Croatia lloyd d.d.	145.076	800 HRK
CTKS-R-A	Čateks d.d.	246.201	300 HRK
DALS-R-A	Dalma d.d.	1.241.157	370 HRK
DDJH-R-A	Đuro Đaković holding d.d.	3.237.068	100 HRK
DIOK-R-A	Dioki d.d.	4.042.058	240 HRK
DKVS-R-A	Đakovština d.d.	1.053.563	300 HRK
DLTC-R-A	Dalit corp. d.d.	304.130	100 DEM
DLVN-R-A	Dalmacijavino d.d.	777.500	200 HRK
DTR-R-A	DTR d.d.	107.850	100 DEM
DUPM-R-A	Dubrovačko primorje d.d.	354.410	300 HRK
ELKL-R-A	Elektrometal d.d.	83.867	380 HRK
ELKP-R-A	Elektroprojekt d.d.	89.800	380 HRK
ELPR-R-A	Elektropromet d.d. u stečaju	334.860	300 HRK
ERNT-R-A	Ericsson Nikola Tesla d.d.	1.331.650	100 HRK
EXCL-R-A	Hotel Excelsior d.d.	1.147.734	100 HRK
EXPD-R-A	Exportdrvo d.d.	144.000	400 HRK
FMPS-R-A	ZIF Fima Proprius d.d.	2.003.172	100 HRK
FNVC-R-A	Finvest Corp d. d.	617.751	400 HRK
FRNK-R-A	Franck d.d.	427.170	600 HRK
HBEL-R-A	Hotel Bellevue d.d.	172.246	300 HRK
HBRL-R-A	Hoteli Brela d.d.	525.270	200 HRK
HBVD-R-A	Hoteli Baška voda d.d.	286.383	300 HRK
HCRC-P-A	Hoteli Croatia d.d.	402.500	100 HRK

Symbol	Issuer	Listed quantity	Nominal value
HCRC-R-A	Hoteli Croatia d.d.	1.079.040	100 HRK
HCVT-R-A	Hoteli Cavtat d.d.	614.180	200 HRK
HDEL-R-A	Hidroelektra niskogradnja d.d.	623.881	100 HRK
HEFA-R-A	Helios Faros d.d.	338.420	200 HRK
HGSP-R-A	HG Spot d.d.	330.000	100 HRK
HHLD-R-A	Hoteli Haludovo Malinska d.d.	10.732.908	20 HRK
HIMR-R-A	Imperial d.d.	635.855	400 HRK
HJDR-R-A	Hoteli Jadran d.d.	107.115	700 HRK
HMAM-R-A	Hoteli Makarska d.d.	1.119.470	200 HRK
HMDN-R-A	Hotel Medena d.d.	393.800	300 HRK
HMST-R-A	Hoteli Maestral d.d.	515.720	200 HRK
HNVI-R-A	Hoteli Novi d.d.	67.146	1800 HRK
HOMS-R-A	Hoteli Omišalj d. d.	244.242	200 HRK
HPB-R-A	HPB d.d.	594.836	1100 HRK
HPBR-R-A	ZIF HPB REAL d.d.	302.531	100 HRK
HPDG-R-A	Hoteli Podgora d.d.	366.250	370 HRK
HRBC-R-A	Rabac d.d.	1.012.220	370 HRK
HRBS-R-A	Herbos d.d.	188.264	380 HRK
HTCP-R-A	Hoteli Tučepi, d.d.	548.200	300 HRK
HTPK-R-A	HTP Korčula d.d.	426.425	300 HRK
HTPO-R-A	HTP Orebić d.d.	175.820	200 HRK
HUPZ-R-A	HUP - Zagreb d.d.	471.376	400 HRK
HVDC-R-A	Hoteli Vodice d.d.	468.634	
HZDZ-R-A	Hoteli Zadar d.d.	154.900	10 HRK
HZVG-R-A	Hoteli Živogošće d.d.	302.760	370 HRK
IKBA-P-A	Istarska kreditna banka Umag d.d.	3.026	1100 HRK
IKBA-R-A	Istarska kreditna banka Umag d.d.	144.974	1100 HRK
ILRA-R-A	Ilirija d.d.	249.386	400 HRK
IMZV-R-A	Imunološki zavod d.d.	225.284	380 HRK
INDG-R-A	Industrogradnja d.d.	452.400	1000 HRK
INKR-R-A	Inker d.d.	1.451.886	100 HRK
IPKK-R-A	IPK Kandit d.d.	715.090	100 HRK
IPKO-R-A	IPK Osijek d.d.	4.461.755	100 HRK
ISTR-R-A	Istra d.d.	91.700	1700 HRK
JAKT-R-A	Jadran kapital d.d.	791.636	100 HRK
JDBA-R-A	Jadranska banka d.d.	119.623	2000 HRK
JDGT-R-A	Jadroagent d.d.	110.845	400 HRK
JDKM-R-A	Jadrnkamen d.d.	217.330	370 HRK
JDOS-R-A	Jadransko osiguranje d.d.	125.000	400 HRK
JDPL-R-A	Jadroplov d.d.	1.636.674	360 HRK
JDRA-R-A	Jadranka d. d.	332.484	1000 HRK

Symbol	Issuer	Listed quantity	Nominal value
JDRF-R-A	Jadran film d.d.	163.470	100 DEM
JDRN-R-A	Jadran d.d. u stečaju	281.296	1800 HRK
JDTC-R-A	Jadran d.d.	141.633	300 HRK
JLSA-R-A	Jelsa d.d.	1.343.473	70 HRK
JMNC-R-A	Jamnica d.d.	22.126	3800 HRK
JNAF-R-A	Janaf d.d.	742.846	2700 HRK
JTMN-R-A	Jadran d.d. TMN	173.560	300 HRK
KABA-P-A	Karlovačka banka d.d.	10.824	100 HRK
KABA-R-A	Karlovačka banka d.d.	1.339.176	100 HRK
KAPF-R-A	Kapitalni fond d.d.	3.845.501	100 HRK
KBZ-R-A	Kreditna banka Zagreb d.d.	1.865.532	100 HRK
KMSK-R-A	Kamensko d.d.	212.671	400 HRK
KNZM-R-A	Konzum d.d.	22.702.860	1800 HRK
KODT-P-A	Končar - distributivni i specijalni transformatori d.d.	30.714	300 HRK
KODT-R-A	Končar - distributivni i specijalni transformatori d.d.	97.094	300 HRK
KOEI-R-A	Končar - elektroindustrija d.d.	2.572.119	400 HRK
KOES-R-A	Koestlin d.d.	130.276	700 HRK
KOKA-R-A	Koka d.d.	903.220	200 HRK
KORF-R-A	Dom holding d.d.	7.467.235	100 HRK
KOSK-P-A	Končar - sklopna postrojenja d.d.	40.718	300 HRK
KOSK-R-A	Končar - sklopna postrojenja d.d.	68.842	300 HRK
KRAS-R-A	Kraš d.d.	1.373.621	400 HRK
KSST-R-A	Kaštelanski staklenici d.d.	113.593	2500 HRK
KTJV-R-A	Kutjevo d. d.	5.726.429	50 HRK
KTKS-R-A	Koteks d.d.	669.467	50 HRK
LANO-R-A	Laguna Novigrad d. d.	15.596.462	370 HRK
LANT-R-A	Lantea grupa d.d.	672.671	100 HRK
LCDS-R-A	Lucidus d.d.	2.531.200	100 HRK
LEDO-R-A	Ledo d.d.	220.170	380 HRK
LKPC-R-A	Luka Ploče d.d.	222.614	400 HRK
LKRI-R-A	Luka Rijeka d.d.	5.980.475	100 HRK
LPLH-R-A	Lošinjska plovidba - holding d.d.	662.416	350 HRK
LRH-R-A	Liburnia riviera hoteli d. d.	302.641	3200 HRK
LURA-R-A	Dukat d.d.	3.000.000	100 HRK
LVCV-R-A	Lavčević d.d.	478.200	300 HRK
MAIS-R-A	Maistra d. d.	10.944.339	
MDPL-R-A	Mediteranska plovidba d.d.	156.126	370 HRK
MGKP-R-A	MGK-pack d.d.	219.862	200 HRK
MIO-R-A	Mio d.d.	286.914	300 HRK
MIV-R-A	MIVd.d.	15.018	3700 HRK
MLNR-R-A	Mlinar d.d.	195.409	400 HRK

Symbol	Issuer	Listed quantity	Nominal value
MLNR-R-B	Mlinar d.d.	60.000	660 HRK
MNDS-R-A	Mundus d.d.	24.031	1870 HRK
MRNA-R-A	Mirna d.d.	368.040	100 HRK
MRSK-R-A	Maraska d.d.	318.793	300 HRK
MTC-R-A	MTČ d.d. Čakovec u stečaju	62.452	1200 HRK
NVBA-R-A	Nava banka d.d.	426.981	100 HRK
OLVD-R-A	Olympia Vodice d.d.	468.786	
PABA-R-A	Partner banka d.d.	891.000	100 HRK
PAN-R-A	PAN - trgopromet d.d.	532.207	100 HRK
PBZ-R-A	PBZ d.d.	19.074.769	100 HRK
PDBA-R-A	Podravska banka d.d.	668.749	400 HRK
PIKR-R-A	PIK d. d.	233.460	350 HRK
PIVK-R-A	PIK-Vinkovci d.d.	317.225	400 HRK
PKMI-R-A	PPK d.d.	96.136	400 HRK
PLAG-P-A	Plava laguna d.d.	105.000	1000 HRK
PLAG-R-A	Plava laguna d.d.	546.318	1800 HRK
PLCH-R-A	Palace hotel Zagreb d.d.	126.726	400 HRK
PLTO-R-A	Pluto d.d.	87.440	400 HRK
PLJK-R-A	Puljanka d.d.	1.055.558	100 HRK
PPOR-R-A	PP Orahovica d.d.	165.803	320 HRK
PUNT-P-A	Pounje d.d.	600.000	10 HRK
PUNT-R-A	Pounje d.d.	2.666.700	10 HRK
PURI-R-A	Puris d. d.	625.801	
QUNE-R-A	Quaestus nekretnine d.d.	2.255.463	100 HRK
RGNC-R-A	Regeneracija d.d.	25.714	2000 HRK
RIBA-R-A	Erste&Steiermärkische Bank d. d.	16.984.175	100 HRK
RIVP-R-A	Riviera Poreč d.d.	3.653.517	300 HRK
RIZO-R-A	RIZ-odašiljači d.d.	374.179	370 HRK
SAPN-R-A	Saponia d.d.	658.564	300 HRK
SCOS-R-A	Sunce osiguranje d.d.	407.261	100 HRK
SDBA-R-A	Banka splitsko-dalmatinska d.d.	471.620	100 HRK
SLDM-R-A	Slobodna Dalmacija d.d.	5.221.116	70 HRK
SLMK-R-A	Slavonija MK d.d.	359.487	200 HRK
SLPF-R-A	Slavonski ZIF d.d.	3.346.418	90 HRK
SLRS-R-A	Solaris d.d.	617.716	300 HRK
SLTK-R-A	Slavonijatekstil d.d.	10.640	3600 HRK
SMNS-R-A	Siemens d.d.	945.906	100 HRK
SNBA-R-A	Slatinska banka d.d.	918.972	100 HRK
SPVA-R-A	Spačva d.d. Vinkovci	276.522	300 HRK
SSNC-P-A1	Banco Popolare Croatia	18.200	500 HRK
SSNC-R-A	Banco Popolare Croatia	135.460	500 HRK



Symbol	Issuer	Listed quantity	Nominal value
SUNH-R-A	Sunčani Hvar d.d.	7.310.971	100 HRK
TANG-R-A	Tang tvornica alata d.d.	145.000	500 HRK
TEP-R-A	TEP d.d.	377.847	200 HRK
THMT-R-A	Tehnomont d. d.	268.321	300 HRK
THNK-R-A	Tehnika d.d.	189.460	900 HRK
TISK-R-A	Tisak d.d.	2.386.587	100 HRK
TKPR-R-A	Tekstilpromet d.d.	81.842	400 HRK
TLM-R-A	TLM d.d.	1.840.082	
TMPO-R-A	Tempo d.d.	607.952	100 HRK
TNKC-R-A	Tankerkomerc d.d.	34.182	1880 HRK
TNPL-R-A	Tankerska plovidba d.d.	626.385	600 HRK
TNSA-R-A	Transadria d.d.	28.755	1910 HRK
TOZ-R-A	TOZ penkala, Tvornica olovaka Zagreb d.d.	200.000	300 HRK
TRFM-R-A	Terra firma d. d.	36.000	1000 HRK
TRKT-R-A	Trokut d.d.	121.302	300 HRK
TRMD-R-A	Terra Mediterranea d.d.	230.997	100 HRK
TSTR-R-A	Tekstilstroj d.d.	114.442	300 HRK
TUHO-R-A	Turisthotel d.d.	394.756	300 HRK
ULJN-R-A	ULJANIK d. d.	2.236.253	300 HRK
UNPP-R-A	Unijapapir d.d.	19.210	1800 HRK
VDKT-R-A	Viadukt d.d.	456.813	300 HRK
VDZG-R-A	Vodoprivreda Zagreb d.d.	395.449	100 HRK
VELO-R-A	Velebit osiguranje d.d.	660.000	100 HRK
VIS-R-A	Vis d.d.	517.839	100 HRK
VJSN-R-A	Vjesnik d.d.	1.061.683	100 HRK
VLBT-R-A	Velebit, zatvoreni investicijski fond, d.d. u likvidaciji	3.406.550	10 HRK
VLDS-R-A	Validus d.d.	2.701.538	100 HRK
VLEN-R-B	Viktor Lenac d.d.	13.844.447	10 HRK
VPIK-R-A	Vupik d.d.	1.505.473	400 HRK
VRBS-R-A	Vrboska d.d.	128.650	300 HRK
VZIO-R-A	Velebit životno osiguranje d.d.	660.000	100 HRK
ZABA-R-A	Zagrebačka banka d.d.	64.048.391	20 HRK
ZLAR-R-A	Zlatni rat d.d.	552.319	370 HRK
ZLTO-R-A	Zlatni otok d.d.	357.590	360 HRK
ZLJS-R-A	Željezara Split d.d.	232.704	1200 HRK
ZPKL-R-A	Zagrebačke pekarnice Klara d.d.	283.760	400 HRK
ZTNJ-R-A	Žitnjak d.d.	205.643	690 HRK
ZVCV-R-A	Zvečevo d.d.	307.808	200 HRK
ZVZD-R-A	Zvijezda d.d.	100.257	2000 HRK
<b>MTP</b>			
ACM-R-A	ACM d.d. Zagreb	143.553	100 HRK

Symbol	Issuer	Listed quantity	Nominal value
ADBK-R-A	Auto-Dubrovnik d.d.	60.073	300 HRK
BCIN-R-A	BC institut d.d.	166.500	180 HRK
BRBA-P-A	Banka Brod d. d.	2.547	3800 HRK
BRBA-R-A	Banka Brod d. d.	10.934	3800 HRK
EHOS-R-A	Euroherc osiguranje d.d.	305.010	200 HRK
GFZK-R-A	Geofizika d.d.	92.460	300 HRK
HRDH-R-A	Hrvatski duhani d.d.	842.807	300 HRK
INFS-R-A	Infosistem d.d.	53.557	400 HRK
INOV-R-A	iNOVINE d. d.	143.716	
IVNC-R-A	Ivančica d.d.	23.556	400 HRK
KMKA-R-A	Kemika d.d.	95.259	300 HRK
KOSN-P-A	Končar - električni aparati srednjeg napona d.d.	26.383	300 HRK
KOSN-R-A	Končar - električni aparati srednjeg napona d.d.	39.216	300 HRK
LVRG-R-A	Lovački rog d.d.	70.169	300 HRK
MIVA-R-A	Vajda d.d.	64.930	390 HRK
MKTL-R-A	Merkantile d.d.	69.629	380 HRK
MMTZ-R-A	Montmontaža d.d.	8.028	3500 HRK
PRFC-R-A	Proficio d.d.	3.912.908	10 HRK
PSMR-R-A	Pismorad d.d.	23.290	370 HRK
SEM-R-A	Linijaska nacionalna plovidba d.d.	318.383	10 HRK
SM86-R-A	SEM 1986 d.d.	136.432	100 HRK
SNHO-R-A	SN holding d.d.	2.720.000	
TDZ-R-A	Tvornica duhana Zagreb d.d.	324.808	700 HRK
TIMT-R-A	DALEKOVOD TIM d.d.	285.400	100 HRK
TNER-R-A	Tanker d.d.	78.000	100 HRK
TSHC-R-A	Tvornica stočne hrane d.d.	13.551	800 HRK
VLHO-R-A	Valamar grupa d.d.	6.295.636	
VLVI-R-A	Vinoplod-vinarija d.d.	11.146	2600 HRK

#### 4. Listed Bonds

Symbol	Issuer	Nominal value	Listed quantity	Coupon rate	Maturity
<b>Official Market</b>					
ATGR-O-11CA	Atlantic grupa d.d.	1 HRK	115.000.000	5,750	6.12.2011
FNOI-D-107A	Fond za naknadu oduzete imovine	5,11 EUR	911.548	0,000	1.7.2010
FNOI-D-111A	Fond za naknadu oduzete imovine	5,11 EUR	911.548	0,000	1.1.2011
FNOI-D-117A	Fond za naknadu oduzete imovine	5,11 EUR	911.548	0,000	1.7.2011
FNOI-D-121A	Fond za naknadu oduzete imovine	5,11 EUR	911.548	0,000	1.1.2012
FNOI-D-127A	Fond za naknadu oduzete imovine	5,11 EUR	911.548	0,000	1.7.2012
FNOI-D-131A	Fond za naknadu oduzete imovine	5,11 EUR	911.548	0,000	1.1.2013

Symbol	Issuer	Nominal value	Listed quantity	Coupon rate	Maturity
FNOI-D-137A	Fond za naknadu oduzete imovine	5,11 EUR	911.548	0,000	1.7.2013
FNOI-D-141A	Fond za naknadu oduzete imovine	5,11 EUR	911.548	0,000	1.1.2014
FNOI-D-147A	Fond za naknadu oduzete imovine	5,11 EUR	911.548	0,000	1.7.2014
FNOI-D-151A	Fond za naknadu oduzete imovine	5,11 EUR	911.548	0,000	1.1.2015
FNOI-D-157A	Fond za naknadu oduzete imovine	5,11 EUR	911.548	0,000	1.7.2015
FNOI-D-161A	Fond za naknadu oduzete imovine	5,11 EUR	911.548	0,000	1.1.2016
FNOI-D-167A	Fond za naknadu oduzete imovine	5,11 EUR	911.548	0,000	1.7.2016
FNOI-D-171A	Fond za naknadu oduzete imovine	5,11 EUR	911.548	0,000	1.1.2017
FNOI-D-177A	Fond za naknadu oduzete imovine	5,11 EUR	911.548	0,000	1.7.2017
FNOI-D-181A	Fond za naknadu oduzete imovine	5,11 EUR	911.548	0,000	1.1.2018
FNOI-D-187A	Fond za naknadu oduzete imovine	5,11 EUR	911.548	0,000	1.7.2018
FNOI-D-191A	Fond za naknadu oduzete imovine	5,11 EUR	911.548	0,000	1.1.2019
FNOI-D-197A	Fond za naknadu oduzete imovine	5,11 EUR	911.548	0,000	1.7.2019
GDKC-O-116A	Grad Koprivnica	1 HRK	60.000.000	6,500	29.6.2011
GDRI-O-167A	Grad Rijeka	1 EUR	16.383.008	4,125	18.7.2016
GDST-O-137A	Grad Split	1 EUR	8.000.000	4,563	24.7.2013
GDST-O-15BA	Grad Split	1 EUR	8.100.000	4,750	27.11.2015
GDST-O-177A	Grad Split	1 EUR	8.200.000	6,000	8.7.2017
GDZD-O-119A	Grad Zadar	1 EUR	18.500.000	5,500	1.9.2011
HBOR-O-112A	Hrvatska banka za obnovu i razvitak d.d.	1 EUR	300.000.000	4,880	11.2.2011
HEP-O-13BA	HEP d.d.	1 HRK	500.000.000	5,000	29.11.2013
HEP-O-17CA	HEP d.d.	1 HRK	700.000.000	6,500	7.12.2017
HP-O-127A	HP - Hrvatska pošta d.d.	1 EUR	41.000.000	9,000	1.7.2012
INGR-O-11CA	Ingra d.d.	1 HRK	200.000.000	6,125	6.12.2011
JDGL-O-126A	Jadran - galenski laboratorij d. d.	1 HRK	125.000.000	5,650	11.6.2012
JDRA-O-129A	Jadranka d. d.	1 HRK	75.000.000	6,475	13.9.2012
JRLN-O-12AA	Jadrolinija	1 HRK	70.000.000	6,500	25.10.2012
MTEL-O-137A	Metronet telekomunikacije d.d.	1 EUR	19.800.000	12,000	17.7.2013
NEXE-O-116A	Nexe grupa d.d.	1 HRK	750.000.000	5,500	14.6.2011
OIV-O-14BA	Odašiljači i veze d.o.o.	1 HRK	100.000.000	7,250	20.11.2014
OPTE-O-142A	OT-optima telekom d.d.	1 HRK	250.000.000	9,125	1.2.2014
PLOR-O-133A	Plodine d. d.	1 HRK	100.000.000	9,000	4.3.2013
PODR-O-115A	Podravka d.d.	1 HRK	375.000.000	5,125	17.5.2011
RBA-O-112A	Raiffeisenbank Austria d.d.	1 HRK	600.000.000	4,125	10.2.2011
RHMF-O-125A	Ministarstvo financija RH	1 EUR	500.000.000	6,875	23.5.2012
RHMF-O-137A	Ministarstvo financija RH	1 HRK	4.000.000.000	4,500	11.7.2013
RHMF-O-142A	Ministarstvo financija RH	1 EUR	650.000.000	5,500	10.2.2014
RHMF-O-157A	Ministarstvo financija RH	1 EUR	350.000.000	4,250	14.7.2015
RHMF-O-15CA	Ministarstvo financija RH	1 HRK	5.500.000.000	5,250	15.12.2015
RHMF-O-172A	Ministarstvo financija RH	1 HRK	5.500.000.000	4,750	8.2.2017
RHMF-O-19BA	Ministarstvo financija RH	1 EUR	500.000.000	5,375	29.11.2019
RHMF-O-203A	Ministarstvo financija RH	1 HRK	3.500.000.000	6,750	5.3.2020
RHMF-O-203E	Ministarstvo financija RH	1 EUR	350.000.000	6,500	5.3.2020
RPRO-O-181A	Rijeka promet d. d.	1 HRK	192.000.000	6,813	25.1.2018
SCVI-O-14CA	ŠC Višnjik d.o.o.	1 EUR	9.600.000	8,810	23.12.2014

Symbol	Issuer	Nominal value	Listed quantity	Coupon rate	Maturity
<b>Redovito tržište</b>					
GROS-O-17AA	Grad Osijek	1 HRK	25.000.000	5,500	30.10.2017
GRVI-O-17AA	Grad Vinkovci	1 HRK	42.000.000	5,500	23.10.2017

## 5. Listed certificates

Symbol	Issuer	Nominal value	Listed quantity
RHMJ-A-A	Republika Hrvatska	1 HRK	400.000.000
RHMF-A-A	Republika Hrvatska	1 HRK	644.750.000

## Listed Commercial Papers

Symbol	Issuer	Nominal value	Listed quantity
<b>Official Market</b>			
BLSC-M-045E	Belišće d.d.	1 EUR	2.580.000
DLKV-M-113A	Dalekovod d.d.	1 HRK	13.119.000
DLKV-M-113E	Dalekovod d.d.	1 EUR	14.087.000
DLKV-M-123A	Dalekovod d.d.	1 HRK	8.406.296
DLKV-M-123E	Dalekovod d.d.	1 EUR	2.040.000
IGH-M-124A	Institut IGH d.d.	1 EUR	10.144.800
INGR-M-104A	Ingra d.d.	1 HRK	22.000.000
INGR-M-104E	Ingra d.d.	1 EUR	7.060.663
INGR-M-111A	Ingra d.d.	1 EUR	989.530
INGR-M-119A	Ingra d.d.	1 HRK	6.072.796
MDKA-M-039E	Medika d.d.	1 EUR	5.486.505
MGMA-M-027A	Magma d.d.	1 HRK	2.000.000
MGMA-M-027E	Magma d.d.	1 EUR	3.510.761
MGMA-M-046E	Magma d.d.	1 EUR	1.000.000
MGMA-M-103A	Magma d.d.	1 HRK	25.833.332
MGMA-M-111E	Magma d.d.	1 EUR	2.483.169
MTEL-M-051A	Metronet telekomunikacije d.d.	1 EUR	1.700.000
NEXE-M-049A	Nexe grupa d.d.	1 EUR	4.500.000
NEXE-M-117A	Nexe grupa d.d.	1 EUR	11.200.000
PODR-M-106A	Podravka d.d.	1 HRK	130.000.000
PTKM-M-037A	Petrokemija d.d.	1 HRK	10.400.000
PTKM-M-042E	Petrokemija d.d.	1 EUR	875.000
PTKM-M-118A	Petrokemija d.d.	1 HRK	7.173.666
PTKM-M-118E	Petrokemija d.d.	1 EUR	2.024.547
ULPL-M-044A	Uljanik Plovidba d. d.	1 HRK	50.000.000
ULPL-M-044-A	Uljanik Plovidba d. d.	1 HRK	50.000.000

Symbol	Issuer	Nominal value	Listed quantity
<b>Regular Market</b>			
ADBK-M-038A	Auto-Dubrovnik d.d.	1 HRK	10.000.000
DHBJ-M-038A	Euroduhan d.d.	1 HRK	5.000.000
DIMS-M-027A	Digitel medijski servisi d.o.o.	1 EUR	6.500.000
DLKV-M-028E	Dalekovod d.d.	1 EUR	2.000.000
DLKV-M-035A	Dalekovod d.d.	1 HRK	12.118.418
ED63-M-038A	Euro Daus 1963 d.d.	1 HRK	5.000.000
ENKT-M-038A	Euroagran nekretnine d.o.o.	1 HRK	5.000.000
ETIS-M-038A	Euroagram TIS d.o.o.	1 HRK	5.000.000
EUDS-M-038A	Euro Daus d.d.	1 HRK	5.000.000
KSIN-M-109A	Konstruktor inženjering d.d.	1 EUR	10.000.000
MSAN-M-120A	M SAN grupa d.d.	1 HRK	9.050.000
MTEL-M-044A	Metronet telekomunikacije d.d.	1 EUR	1.500.000
MTEL-M-119A	Metronet telekomunikacije d.d.	1 EUR	1.100.000
ZGMN-M-049A	Zagreb-Montaža d.o.o.	1 HRK	30.000.000
ZTOS-M-028E	Žito d.o.o.	1 EUR	4.000.000

## 6. Methodological Remarks

- 1) High is the highest trading price for a share in the selected period of time.
- 2) Low is the lowest trading price for a share in the selected period of time.
- 3) Last is the price of the last trade for a share in the selected period of time.
- 4) The performance of shares is calculated with the last prices in the compared periods.
- 5) Reported trades are trades with bonds greater then 3,000,000 HRK in accordance with the Zagreb Stock Exchange Rules.
- 6) Institutional trades are trades reported to the Zagreb Stock Exchange by institutional investors in accordance with Securities Law.
- 7) For the price curve daily closing prices are used.