



ZAGREBAČKA BURZA
THE ZAGREB STOCK EXCHANGE

Trading Summary First quarter of 2009

Zagreb, April 2009.

This report or any part thereof may be reprinted, copied or redistributed in any way only with prior written permission and full credit.

The information contained herein is compiled and collected with care, but total accuracy and/or completeness is not guaranteed by the Zagreb Stock Exchange (ZSE). This publication is issued with the express condition to which everyone purchasing and making use thereof assents that no liability shall be incurred by ZSE. This publication is issued for information purposes only and is not to be construed in any way as an invitation to purchase or sell any security mentioned herein. ZSE recommends to any potential investor to seek professional advice before investing.

Copyright © 2009. Zagrebačka burza d.d.
Zagreb
Ivana Lučića 2a

All rights reserved.

Content:

- 1. TRADING STATISTICS..... 1**
 - 1.1. GENERAL CHARACTERISTICS..... 1
 - 1.2. TRADING OVERVIEW BY MONTH 2
 - 1.3. STOCKS WITH THE LARGEST MARKET CAPITALIZATION 4
 - 1.4. MOST ACTIVE STOCKS BY TURNOVER..... 5
 - 1.5. STOCKS PERFORMANCE 6
 - 1.6. BLOCK TRANSACTIONS..... 10
 - 1.7. BONDS PERFORMANCE..... **ERROR! BOOKMARK NOT DEFINED.**
 - 1.8. RIGHTS PERFORMANCE..... 11
 - 1.9. COMMERCIAL PAPERS PERFORMANCE 11
 - 1.10. TOP 10 MEMBERS BY EQUITY TURNOVER 12
 - 1.11. TOP 10 MEMBERS BY BOND TURNOVER..... 12
 - 1.12. TOP 10 MEMBERS BY TOTAL TURNOVER..... 12
 - 1.13. BEST PERFORMING STOCKS 13
 - 1.14. UNDER PERFORMING STOCKS..... 13
 - 1.15. FINANCIAL RATIOS..... 14
- 2. PRICES AND VOLUMES FOR THE MOST ACTIVE STOCKS 15**
- 3. LISTED COMPANIES 16**
- 4. LISTED BONDS..... 25**
- 5. LISTED RIGHTS..... 27**
- 6. LISTED COMMERCIAL PAPERS ERROR! BOOKMARK NOT DEFINED.**
- 7. METHODOLOGICAL REMARKS 28**

1. Trading statistics

1.1. General characteristics

(Market Capitalization in HRK millions)

		Fourth quarter of 2008	First quarter of 2009	% change
Regular turnover				
	Stocks	3.293.158.562	1.574.220.157	-52,2%
	Bonds	219.559.612	42.179.826	-80,8%
	Rights	75.857	21.847.305	28700,6%
		15.862.492	5.332.354	-66,4%
Block turnover				
		91.900.380	0	-100,0%
Reported turnover				
		287.991.815	51.534.500	-82,1%
Institutional turnover				
		2.367.651.873	1.548.258.671	-34,6%
Total turnover				
		6.276.200.591	3.243.372.812	-48,3%
Regular volume:				
	Stocks	10.783.922	7.231.806	-32,9%
	Bonds	190.286.560	12.208.802	-93,6%
	Rights	156.300	14.497.163	9175,2%
		17.108.000	5.543.720	-67,6%
Block volume				
		227.668	0	-100,0%
Reported volume				
		85.380.800	34.000.000	-60,2%
Institutional volume				
		1.015.848.143	789.318.571	-22,3%
Total volume				
		1.319.791.393	862.800.062	-34,6%
CROBEX®				
		1.722,25	1.451,32	-15,7%
CROBIS®				
		90,62	86,70	-4,3%
Total number of trades				
		222.599	126.856	-43,0%
Number of securities traded				
		267	257	-3,7%
Number of trading days				
		63	61	-3,2%
Market Capitalization				
	Equities	142.064,1	126.483,8	-11,0%
	Bonds	34.973,1	34.010,1	-2,8%
	Total	177.037,2	160.493,9	-9,3%
Daily average:				
	Turnover	99.622.232	53.170.046	-46,6%
	Volume	20.949.070	14.144.263	-32,5%
	Number of trades	3.533	2.080	-41,1%

1.2. Trading Overview by Month

(Market Capitalization in HRK millions)

Month	Number of trades		Volume		Number of securities traded	Market Capitalization
	Total	Average daily	Total	Average daily		
January	40.736	2.144	357.315.576	18.806.083	208	138.270,6
February	38.295	1.915	162.965.874	8.148.294	183	125.493,2
March	47.825	2.174	342.518.612	15.569.028	183	126.483,8
Total	126.856	2.080	862.800.062	14.144.263	257	

(Turnover in HRK millions)

Month	Equity		Bonds		Rights		Total turnover
	Turnover	%	Turnover	%	Turnover	%	
January	494,3	52,1	433,6	45,7	21,3	2,2	949,2
February	540,2	70,1	230,0	29,9	0,0	0,0	770,2
March	539,7	35,4	983,7	64,6	0,5	0,0	1.524,0
Total	1.574,2	48,5	1.647,3	50,8	21,8	0,7	3.243,4

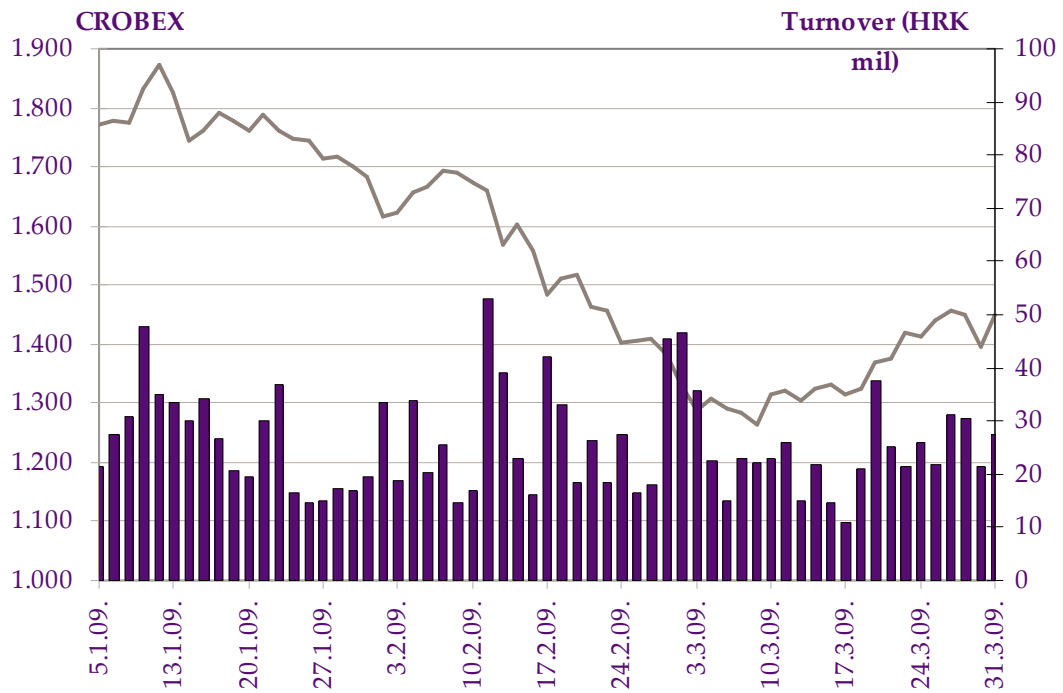


Chart 1: CROBEX® and equity turnover

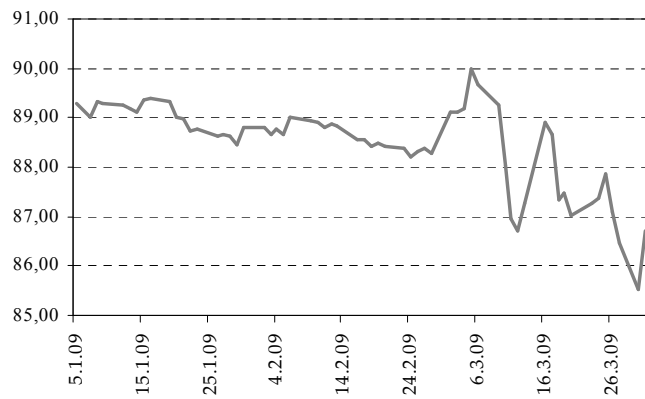


Chart 2: Zagreb Stock Exchange bond index CROBIS®

1.3. Stocks with the Largest Market Capitalization

	Symbol	Issuer	Market capitalization (HRK mil)	Pct (%)	Cumulative percentage
1	HT-R-A	HT d.d.	17.850,9	14,1	14,1
2	PLVA-R-A	Pliva d.d.	15.814,5	12,5	26,6
3	INA-R-A	Ina d.d.	10.500,0	8,3	34,9
4	ZABA-R-A	Zagrebačka banka d.d.	9.068,6	7,2	42,1
5	STBA-R-A	Societe generale-splitska banka	7.273,1	5,8	47,8
6	PBZ-R-A	PBZ d.d.	6.657,1	5,3	53,1
7	RIBA-R-A	Erste&Steiermärkische Bank d. d.	5.095,4	4,0	57,1
8	EHOS-R-A	Euroherc osiguranje d.d.	2.223,5	1,8	58,9
9	KNZM-R-A	Konzum d.d.	1.929,7	1,5	60,4
10	ADRS-R-A	Adris grupa d. d.	1.682,8	1,3	61,7
		Others	48.388,1	38,3	100,0
		Total	126.483,8		

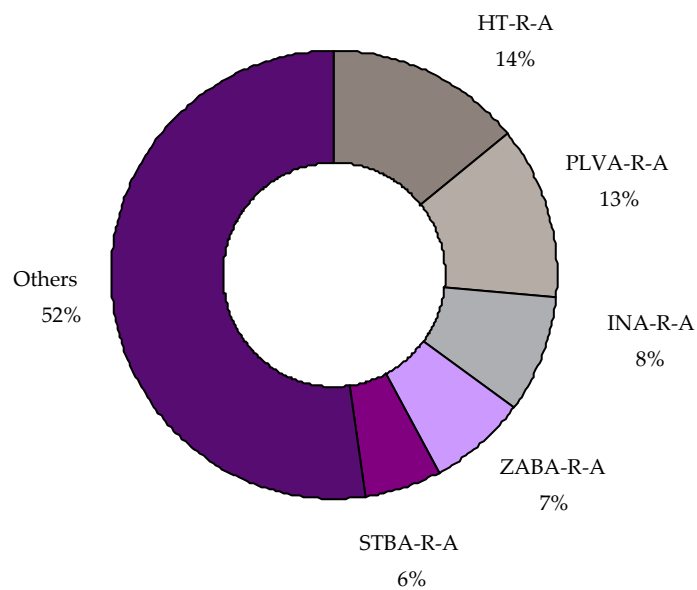


Chart 3: Market Capitalization

1.4. Most Active Stocks by Turnover

	Symbol	Issuer	Turnover (HRK)	Pct (%)	Cumulative percentage
1	HT-R-A	HT d.d.	435.566.046	27,7	27,7
2	ATPL-R-A	Atlantska plovidba d.d.	253.683.558	16,1	43,8
3	DLKV-R-A	Dalekovod d.d.	119.753.259	7,6	51,4
4	IGH-R-A	Institut Građevinarstva Hrvatske d.d.	90.481.598	5,7	57,1
5	ADRS-P-A	Adris grupa d. d.	71.144.227	4,5	61,7
6	INGR-R-A	Ingra d.d.	42.297.058	2,7	64,3
7	INA-R-A	Ina d.d.	41.406.538	2,6	67,0
8	ERNT-R-A	Ericsson Nikola Tesla d.d.	41.109.023	2,6	69,6
9	ZAPI-R-A	Zagrebačka pivovara d.d.	31.201.261	2,0	71,6
10	PODR-R-A	Podravka d.d.	30.227.815	1,9	73,5
		Others	417.349.774	26,5	100,0
		Total	1.574.220.157		

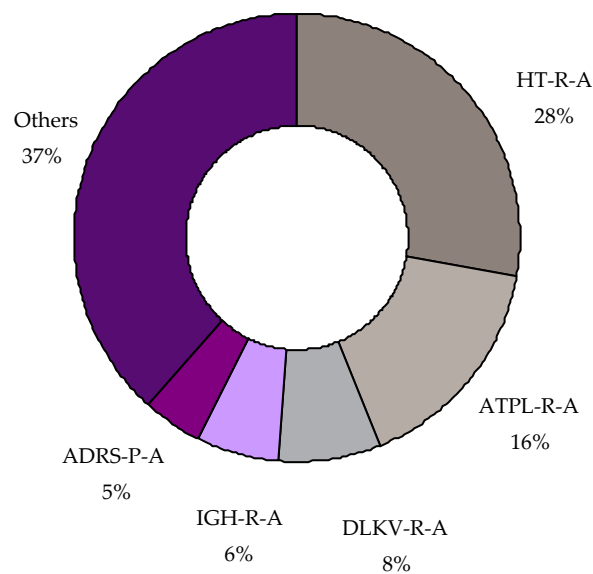


Chart 4: Structure of equity turnover

1.5. Stocks Performance

(All prices and turnover in HRK, Market Capitalization in HRK millions)

	High	Low	Last	Date of last trade	Net change (%)	Volume	Turnover	Market capitalization
Official market								
ATGR-R-A	499,97	318,24	414,98	31.3.2009	-10,0	57.460	22.517.959	1.025,0
CROS-P-A	3.753,00	2.300,00	2.550,12	26.3.2009	-48,6	161	392.723	22,3
CROS-R-A	3.700,00	2.200,00	2.405,00	31.3.2009	-23,9	2.920	9.147.703	739,8
HT-R-A	231,00	197,33	217,99	31.3.2009	9,4	2.018.916	435.566.046	17.850,9
IGH-R-A	4.000,00	1.421,02	2.839,00	31.3.2009	-22,2	36.314	90.481.598	450,2
INA-R-A	1.279,00	960,00	1.050,00	31.3.2009	-8,7	38.262	41.406.538	10.500,0
INGR-R-A	87,50	34,08	51,50	31.3.2009	-32,2	728.045	42.297.058	386,3
ISTT-R-A	355,00	260,11	315,00	31.3.2009	-11,0	10.397	3.459.369	1.472,6
MDKA-R-A	9.500,00	6.002,01	7.750,00	2.3.2009	-12,9	213	1.879.906	234,0
MGMA-R-A	94,00	55,05	80,00	31.3.2009	-4,8	39.072	2.806.929	389,9
OPTE-R-A	69,99	42,00	42,00	31.3.2009	-37,1	3.975	230.265	118,4
PLVA-R-A	770,00	770,00	770,00	27.3.2009	0,0	7.607	5.857.390	15.814,5
PODR-R-A	262,00	176,00	182,90	31.3.2009	-29,9	143.003	30.227.815	991,3
VART-R-1	65,05	52,85	52,85	16.3.2009	-21,7	106	5.973	101,5
VERN-R-A	82,00	58,51	68,98	31.3.2009	-14,6	44.954	3.209.867	127,3
VIRO-R-A	388,00	196,20	230,00	31.3.2009	-34,3	50.958	15.313.342	318,9
Regular market								
ACI-R-A	6.000,00	2.971,00	2.989,99	31.3.2009	-62,2	299	990.194	332,1
ACM-R-A	100,00	100,00	100,00	12.2.2009	0,0	51	5.100	14,4
ADPL-R-A	41,14	32,00	33,65	30.3.2009	-14,8	78.150	2.987.251	141,3
ADRS-P-A	206,51	133,00	150,51	31.3.2009	-21,8	444.636	71.144.227	1.021,1
ADRS-R-A	297,97	142,00	175,00	31.3.2009	-30,0	45.287	7.802.125	1.682,8
AGMM-R-A	1.406,00	1.199,98	1.200,00	17.3.2009	-14,2	357	442.822	49,7
AMDN-R-A	130,00	33,00	33,03	25.3.2009	-67,0	741	40.496	25,3
ARNT-R-A	119,96	59,99	94,99	20.3.2009	90,0	6.311	494.866	207,3
ATLN-R-A	26,99	16,20	18,60	31.3.2009	-25,2	7.757	156.854	62,0
ATLS-R-A	38,95	25,51	30,98	26.3.2009	-20,5	4.789	150.889	59,0
ATPL-R-A	845,00	606,00	647,99	31.3.2009	-6,0	346.584	253.683.558	904,3
AUHR-R-A	19.000,00	8.500,01	9.991,99	31.3.2009	-44,2	358	3.995.918	178,7
BD62-R-A	165,00	101,00	121,00	30.3.2009	-21,9	5.521	710.858	91,0
BDMR-R-A	1.200,00	1.200,00	1.200,00	19.1.2009	0,0	3	3.600	119,2
BLSC-R-A	500,01	220,00	224,00	31.3.2009	-53,3	17.303	4.889.903	260,8
BLJE-R-A	106,99	59,00	63,00	31.3.2009	-37,0	38.038	2.839.541	517,6
BRIK-R-A	144,99	139,95	139,95	23.3.2009	-6,7	295	41.411	56,1
BRIN-R-A	37,75	23,00	28,00	26.3.2009	-25,8	2.047	56.200	14,2
BRNK-R-A	140,00	129,00	129,00	12.2.2009	2,3	100	13.703	17,1
BRST-R-A	137,94	80,00	137,94	27.3.2009	-1,5	902	85.182	23,8
BZJK-R-A	200,50	100,00	152,00	17.3.2009	-13,1	613	92.078	31,2
CEBA-P-A	288,00	200,00	279,00	25.3.2009	7,3	6.974	1.743.642	17,4
CEBA-R-A	285,00	190,00	274,99	26.3.2009	10,0	4.693	1.066.889	78,2
CHBL-R-A	150,00	150,00	150,00	20.2.2009	0,0	92	13.800	43,2
CKML-R-A	3.210,00	2.250,00	2.300,00	24.3.2009	-31,2	472	1.240.062	241,5
CRAL-R-A	149,89	139,99	139,99	31.3.2009	-51,6	32	4.777	689,3
DDJH-R-A	56,00	27,72	38,85	31.3.2009	-22,3	127.889	5.530.120	125,8
DDJM-R-A	490,00	302,00	310,02	26.3.2009	-4,8	351	125.333	78,5
DIOK-R-A	190,00	100,00	115,77	30.3.2009	5,2	36.197	5.042.244	467,9
DKVS-R-A	59,98	38,00	50,00	19.3.2009	0,0	609	28.725	52,7
DLKV-R-A	438,50	220,00	328,01	31.3.2009	-14,1	379.193	119.753.259	752,4
ELKL-R-A	369,89	249,99	250,00	30.3.2009	-16,7	3.830	1.097.981	21,0
ELKP-R-A	750,00	750,00	750,00	3.2.2009	-0,1	10	7.500	67,4
ELPR-R-A	128,99	128,99	128,99	22.1.2009	18,3	10	1.290	43,2

	High	Low	Last	Date of last trade	Net change (%)	Volume	Turnover	Market capitalization
ERNT-R-A	1.250,00	820,00	1.135,00	31.3.2009	-5,4	38.757	41.109.023	1.511,4
EXPD-R-A	618,00	470,00	600,00	28.1.2009	50,0	45	25.553	86,4
FMPS-R-A	48,49	26,00	38,00	17.3.2009	-22,4	1.616	48.815	76,1
FNVC-R-A	289,99	110,00	214,97	31.3.2009	-25,2	1.130	228.473	132,8
FRNK-R-A	1.000,00	670,00	700,00	31.3.2009	-28,6	1.925	1.443.286	299,0
HBRL-R-A	56,14	56,00	56,00	23.2.2009	-16,0	390	21.859	29,4
HBVD-R-A	134,62	90,00	90,00	31.3.2009	-33,1	2.909	280.663	25,8
HCRC-R-A	123,00	121,00	122,65	5.2.2009	1,4	152	18.520	132,3
HDBK-R-A	89,99	60,00	60,00	18.3.2009	-45,5	458	28.041	105,9
HDEL-R-A	280,00	116,00	159,00	31.3.2009	-13,5	35.495	6.467.810	99,2
HDUZ-R-A	501,50	501,50	501,50	25.2.2009	0,0	20	10.030	134,0
HGSP-R-A	218,00	99,99	148,00	23.3.2009	-40,6	780	114.574	48,8
HIMR-R-A	250,00	162,50	163,50	26.3.2009	-31,9	1.000	182.219	104,0
HMAM-R-A	130,00	100,01	101,28	26.3.2009	-22,1	17.156	1.781.078	113,4
HMDN-R-A	35,12	35,00	35,00	23.2.2009	-30,0	235	8.229	13,8
HOMS-R-A	14,88	7,50	7,50	23.3.2009	-50,0	100	971	1,8
HPB-R-A	2.898,00	2.010,02	2.300,01	24.3.2009	-22,0	48	112.743	1.222,7
HPDG-R-A	45,00	25,00	32,50	23.3.2009	-12,3	1.458	47.357	11,9
HRBC-R-A	60,00	46,99	57,99	27.3.2009	3,6	66.389	3.325.446	58,7
HRBS-R-A	50,01	49,99	50,01	20.3.2009	25,0	815	40.743	9,4
HRDH-R-A	31,00	20,20	20,22	27.3.2009	-42,6	10.705	248.370	17,0
HTCP-R-A	99,99	70,01	99,99	24.2.2009	0,0	95	8.750	54,8
HTPK-R-A	105,00	65,00	77,50	26.3.2009	-8,8	8.400	638.783	33,0
HUPZ-R-A	1.893,00	1.580,00	1.800,00	31.3.2009	20,0	12.455	22.482.057	892,1
HZVG-R-A	32,99	25,02	29,00	26.3.2009	-9,3	2.595	76.016	8,8
IMZV-R-A	250,25	133,00	174,00	11.3.2009	-41,0	709	148.780	39,2
INDG-R-A	747,00	450,00	550,00	31.3.2009	-23,6	4.332	2.429.082	249,1
IPKK-R-A	311,00	150,10	210,00	31.3.2009	-10,1	29.271	6.165.444	150,2
IPKO-R-A	35,52	35,25	35,25	2.3.2009	-22,0	536	18.954	301,4
JAKT-R-A	48,00	20,00	22,00	24.3.2009	-26,7	673	14.960	17,4
JDBA-R-A	2.422,00	2.000,00	2.200,00	31.3.2009	-3,9	517	1.114.308	263,2
JDGT-R-A	460,05	440,00	445,01	17.3.2009	-3,3	1.746	798.144	54,7
JDKM-R-A	125,00	100,00	100,00	17.3.2009	-26,5	149	17.327	21,7
JDOS-R-A	3.550,00	2.000,00	2.500,00	31.3.2009	-32,4	1.211	2.818.402	312,5
JDPL-R-A	162,59	85,08	93,99	31.3.2009	-29,5	173.305	21.092.760	153,8
JDRA-R-A	602,00	350,02	401,00	13.3.2009	-42,7	544	305.858	133,3
JMNC-R-A	40.000,00	21.000,00	28.000,00	26.3.2009	-30,7	23	652.553	619,5
JNAF-R-A	2.500,00	1.105,21	1.195,00	31.3.2009	-8,1	3.403	5.165.998	887,7
KABA-R-A	110,00	71,00	84,00	31.3.2009	-24,3	5.987	557.806	112,5
KBZ-R-A	200,00	165,00	195,00	19.3.2009	12,7	13.655	2.284.573	257,4
KNZM-R-A	163,19	70,60	85,00	31.3.2009	-47,2	28.585	2.959.948	1.929,7
KODT-P-A	1.348,00	931,00	1.150,00	31.3.2009	-8,7	728	780.839	35,3
KODT-R-A	1.400,00	1.000,00	1.200,00	30.3.2009	-7,7	834	1.040.875	116,5
KOEI-R-A	412,00	161,63	233,88	31.3.2009	-41,4	91.254	24.800.069	601,6
KOES-R-A	490,00	490,00	490,00	4.2.2009	0,0	10	4.900	63,8
KORF-R-A	39,58	20,22	24,99	31.3.2009	-34,2	804.050	18.999.932	202,8
KRAS-R-A	319,97	205,05	275,00	31.3.2009	-12,7	16.762	4.440.076	377,7
KSST-R-A	300,00	200,00	200,00	12.2.2009	-9,1	7	1.600	22,7
KTJV-R-A	58,90	49,00	49,00	2.3.2009	22,5	28	1.481	234,3
LANO-R-A	13,89	11,00	13,00	10.3.2009	-6,5	2.817	36.705	202,8
LCDS-R-A	42,69	35,05	36,00	30.3.2009	2,7	4.676	167.415	91,1
LEDO-R-A	5.570,00	2.500,00	3.670,00	31.3.2009	-29,4	2.520	9.221.735	808,0
LKPC-R-A	1.420,00	660,01	909,00	31.3.2009	-30,1	10.386	11.030.270	202,4
LKRI-R-A	170,00	79,00	113,00	31.3.2009	-24,7	24.909	3.095.227	675,8
LLRB-R-A	150,16	110,00	110,00	18.3.2009	-37,1	230	29.314	14,0
LPLH-R-A	137,00	67,65	79,00	30.3.2009	-22,5	6.983	533.642	52,3
LRH-R-A	1.349,00	880,00	1.200,00	31.3.2009	7,6	6.865	7.385.684	363,2
LURA-R-A	310,00	199,99	205,03	31.3.2009	-41,4	2.240	527.581	615,1

	High	Low	Last	Date of last trade	Net change (%)	Volume	Turnover	Market capitalization
LVCV-R-A	330,00	280,00	280,10	30.3.2009	-10,8	23.094	7.036.779	133,9
MAIS-R-A	87,99	55,00	67,98	30.3.2009	-11,1	9.770	741.708	697,3
MIV-R-A	3.010,00	1.875,00	2.750,00	31.3.2009	-6,8	663	1.442.361	41,3
MLNR-R-A	600,00	400,00	400,00	30.3.2009	-44,4	432	184.828	78,2
MMBA-R-A	1.315,03	1.315,00	1.315,00	21.1.2009	-1,9	26	34.191	420,5
MTC-R-A	105,00	105,00	105,00	22.1.2009	1,0	5	525	6,6
NVBA-R-A	280,00	280,00	280,00	12.1.2009	0,0	155	43.400	42,5
PBZ-R-A	478,99	274,00	349,00	31.3.2009	-19,2	20.427	7.050.339	6.657,1
PDBA-R-A	540,00	450,00	495,00	20.3.2009	5,3	300	146.333	331,0
PIKR-R-A	163,55	105,00	113,06	31.3.2009	-30,6	860	102.674	26,4
PIVK-R-A	290,00	290,00	290,00	24.2.2009	-3,3	140	40.600	92,0
PKMI-R-A	300,00	300,00	300,00	17.2.2009	-11,8	56	16.800	28,8
PLAG-R-A	1.400,00	1.100,00	1.100,01	30.3.2009	-26,2	1.750	1.942.135	601,0
PLJK-R-A	75,04	70,00	70,00	31.3.2009	6,1	706	51.082	73,9
PRFC-R-A	21,81	12,05	14,02	27.3.2009	-26,2	17.498	265.341	54,9
PTKM-R-A	119,49	57,17	81,00	31.3.2009	-25,3	128.393	11.072.851	270,6
PUNT-R-A	1,00	0,51	0,81	30.3.2009	-17,3	84.991	70.926	2,2
QUNE-R-A	95,00	80,00	93,49	25.2.2009	2,7	2.970	277.761	210,9
RIBA-R-A	340,00	210,00	300,01	31.3.2009	0,0	20.421	5.438.771	5.095,4
RIVP-R-A	175,00	120,01	125,00	27.3.2009	-27,7	4.468	697.884	456,7
RIZO-R-A	370,00	250,00	300,00	13.3.2009	-23,1	315	103.500	112,3
SAPN-R-A	206,25	202,25	202,25	6.3.2009	-1,9	24	4.930	133,2
SDBA-R-A	199,50	149,98	158,00	27.3.2009	-20,8	9.839	1.631.153	74,5
SLDM-R-A	63,00	33,51	59,00	31.3.2009	87,3	15.670	823.792	308,0
SLPF-R-A	44,98	31,51	38,97	31.3.2009	-26,5	106.632	4.160.701	130,4
SLRS-R-A	250,00	168,01	200,00	27.3.2009	0,0	269	54.409	123,5
SLTK-R-A	1.500,00	899,50	1.500,00	31.3.2009	66,8	12	16.199	16,0
SMNS-R-A	550,00	400,00	550,00	31.3.2009	21,7	630	297.986	520,2
SNBA-R-A	168,00	96,00	104,99	31.3.2009	-6,3	211.488	26.942.726	96,5
SPVA-R-A	92,50	75,03	75,03	20.1.2009	-50,3	36	2.736	20,7
SSNC-P-A1	1.607,53	1.600,00	1.600,00	2.3.2009	-0,4	197	316.081	29,1
STBA-R-A	1.480,00	1.450,00	1.480,00	20.2.2009	3,4	205	302.200	7.273,1
SUNH-R-A	44,89	25,00	34,85	31.3.2009	-12,7	24.595	777.734	254,8
TDZ-R-A	2.300,00	2.300,00	2.300,00	25.3.2009	0,0	169	388.700	747,1
TEP-R-A	27,00	25,00	25,00	25.3.2009	-3,8	796	20.285	9,4
THMT-R-A	183,82	183,82	183,82	13.3.2009	-10,3	10	1.838	49,3
THNK-R-A	2.249,97	1.005,00	1.385,00	31.3.2009	-28,1	5.094	7.062.691	262,4
TISK-R-A	380,00	202,02	235,00	31.3.2009	-22,4	28.369	8.245.261	560,8
TKPR-R-A	800,00	700,00	701,01	31.3.2009	-12,4	1.060	812.063	57,4
TLM-R-A	74,99	25,00	52,00	11.3.2009	-30,7	1.536	88.529	95,7
TNKC-R-A	1.300,00	1.300,00	1.300,00	26.3.2009	-13,6	14	18.200	44,4
TNPL-R-A	1.570,00	1.055,00	1.415,00	31.3.2009	6,9	5.220	7.111.255	886,3
TNSA-R-A	3.946,00	2.880,00	2.880,00	31.3.2009	-22,2	550	1.825.552	82,8
TOZ-R-A	350,00	210,00	350,00	31.3.2009	16,7	7.315	2.111.758	70,0
TUHO-R-A	705,03	510,09	620,00	25.3.2009	-12,2	997	637.523	244,7
ULPL-R-A	627,49	412,21	439,00	31.3.2009	-18,7	27.754	14.141.231	254,6
ULJN-R-A	125,00	100,02	110,00	16.3.2009	0,0	571	66.091	246,0
UNPP-R-A	1.051,00	1.051,00	1.051,00	17.2.2009	-29,9	28	29.428	20,2
VDKT-R-A	444,00	186,16	271,20	30.3.2009	-9,7	24.549	7.351.719	123,9
VIS-R-A	36,98	30,00	31,00	17.3.2009	-32,6	1.553	51.676	16,1
VJSN-R-A	80,00	65,00	65,00	27.3.2009	-35,0	18.716	1.336.790	69,0
VLBT-R-A	6,00	3,00	3,02	13.3.2009	0,7	20.063	61.800	10,3
VLDS-R-A	28,99	12,00	15,99	27.3.2009	-44,8	64.097	1.197.672	43,2
VLHO-R-A	35,00	25,00	25,06	31.3.2009	-24,1	24.398	689.248	166,4
ZABA-R-A	194,00	119,00	141,59	31.3.2009	-21,4	66.933	10.123.408	9.068,6
ZAPI-R-A	3.161,97	2.000,00	2.710,00	31.3.2009	-6,6	12.941	31.201.261	1.681,4
ZDNK-R-A	22,30	10,54	12,00	25.3.2009	-43,7	6.503	112.966	5,5
ZLAR-R-A	79,95	79,95	79,95	12.1.2009	-4,3	600	47.970	44,2

	High	Low	Last	Date of last trade	Net change (%)	Volume	Turnover	Market capitalization
ZPKL-R-A	400,00	400,00	400,00	3.3.2009	0,0	56	22.400	113,5
ZTNJ-R-A	236,00	62,11	81,00	31.3.2009	-90,1	253	44.979	16,7
ZVCV-R-A	147,00	75,00	116,00	27.3.2009	11,5	3.098	319.572	35,7
ZVZD-R-A	4.299,90	2.700,00	2.757,00	31.3.2009	-27,4	936	3.117.842	276,4
Parallel market								
AHRV-R-A	400,00	400,00	400,00	16.1.2009	0,0	13	5.200	8,5
ATPT-R-A	810,00	735,00	810,00	13.3.2009	9,8	177	131.145	28,5
BCIN-R-A	294,98	185,01	185,01	24.3.2009	-22,9	463	102.469	30,8
BDSS-R-A	150,00	110,63	145,01	12.3.2009	33,0	420	53.919	54,0
BRBA-P-A	3.950,00	3.950,00	3.950,00	30.1.2009	0,0	1	3.950	10,1
CNMR-R-A	105,00	105,00	105,00	12.1.2009	0,0	50	5.250	25,7
DRMC-R-A	100,00	100,00	100,00	16.1.2009	0,0	213	21.300	4,3
DSNE-R-A	490,00	490,00	490,00	5.3.2009	0,0	428	209.720	34,7
EHOS-R-A	7.300,00	7.289,93	7.289,93	30.1.2009	3,4	141	1.027.898	2.223,5
GIPK-R-A	1.100,00	1.100,00	1.100,00	13.3.2009	-45,0	1	1.100	86,8
HEMR-R-A	160,00	160,00	160,00	29.1.2009	-5,9	10	1.600	1,8
INFS-R-A	285,00	270,00	285,00	25.3.2009	-28,0	75	21.225	15,3
KMKA-R-A	250,00	235,00	235,00	12.2.2009	-6,0	688	169.180	22,4
KODS-R-A	38,00	36,00	36,00	15.1.2009	-10,0	527	19.082	3,8
KOSN-R-A	900,00	900,00	900,00	10.3.2009	-43,4	117	105.300	35,3
KOVA-P-A	450,00	450,00	450,00	13.1.2009	0,0	25	11.250	7,4
LMPR-R-A	90,00	90,00	90,00	9.3.2009	0,0	5.799	521.910	6,4
LVRG-R-A	1.700,00	1.628,00	1.667,00	18.3.2009	-1,9	64	107.819	117,0
MDSP-R-A	65,00	50,00	50,00	4.3.2009	-23,1	61	3.590	3,1
MMTZ-R-A	16.000,00	10.100,00	12.500,00	25.3.2009	-14,4	76	905.019	100,4
OTPZ-R-A	820,00	800,00	820,00	10.3.2009	2,5	111	90.020	56,1
PSMR-R-A	400,00	400,00	400,00	11.3.2009	0,0	184	73.600	9,3
PZC-R-A	1.801,00	1.800,00	1.800,00	13.3.2009	-0,1	71	127.801	89,1
SEM-R-A	129,00	129,00	129,00	22.1.2009	0,0	200	25.800	41,1
SLAX-R-A	12,00	12,00	12,00	23.2.2009	0,0	300	3.600	1,1
SLGA-R-A	10,00	5,00	5,00	17.3.2009	-50,0	600	3.500	1,8
SLTR-R-A	50,00	50,00	50,00	20.3.2009	0,0	213	10.650	4,0
SM86-R-A	359,49	350,00	350,00	24.3.2009	-2,6	166	59.049	47,8
SNHO-R-A	89,99	59,99	70,00	31.3.2009	-13,6	20.833	1.366.097	190,4
SPPL-R-A	58,00	58,00	58,00	19.2.2009	-0,9	20	1.160	10,9
STTS-R-A	160,00	160,00	160,00	29.1.2009	0,0	114	18.240	4,8
TIMT-R-A	100,00	90,00	100,00	31.3.2009	11,1	464	45.040	28,5
TSHC-R-A	6.000,00	6.000,00	6.000,00	2.3.2009	-14,3	19	114.000	81,3
VLVI-R-A	3.000,09	3.000,00	3.000,00	24.2.2009	-33,3	16	48.000	33,4

1.6. Bonds performance

(All prices in % of par value, turnover in HRK)

	High	Low	Last	Date of last trade	Volume	Turnover
Regular trades						
FNOI-D-097A	96,87	96,87	96,87	29.1.2009	3.398	124.628
FNOI-D-101A	93,11	93,11	93,11	29.1.2009	2.146	75.657
FNOI-D-107A	89,56	89,56	89,56	29.1.2009	2.146	72.772
FNOI-D-111A	86,09	86,09	86,09	29.1.2009	2.146	69.953
FNOI-D-117A	82,80	82,80	82,80	29.1.2009	2.146	67.280
FNOI-D-121A	79,59	79,59	79,59	29.1.2009	2.146	64.671
FNOI-D-127A	76,54	76,54	76,54	3.2.2009	4.310	124.757
FNOI-D-131A	73,57	73,57	73,57	29.1.2009	2.146	59.780
FNOI-D-137A	70,77	70,77	70,77	29.1.2009	2.146	57.504
FNOI-D-141A	68,02	68,02	68,02	29.1.2009	2.146	55.270
FNOI-D-147A	65,43	65,43	65,43	29.1.2009	2.146	53.165
FNOI-D-151A	62,89	62,89	62,89	29.1.2009	2.146	51.102
FNOI-D-157A	60,49	60,49	60,49	29.1.2009	2.146	49.151
FNOI-D-161A	58,15	58,15	58,15	29.1.2009	2.146	47.250
FNOI-D-167A	55,92	55,92	55,92	29.1.2009	2.146	45.438
FNOI-D-171A	53,75	53,75	53,75	29.1.2009	2.146	43.675
FNOI-D-177A	51,70	51,70	51,70	29.1.2009	2.979	58.314
FNOI-D-181A	49,69	46,69	46,69	29.1.2009	2.979	53.609
FNOI-D-187A	47,80	47,80	47,80	29.1.2009	2.146	38.840
FNOI-D-191A	45,94	45,94	45,94	29.1.2009	2.146	37.329
FNOI-D-197A	44,19	44,19	44,19	29.1.2009	2.146	35.907
GDZD-O-119A	98,00	98,00	98,00	23.1.2009	1.000	7.257
HOTR-O-941A	100,00	100,00	100,00	19.3.2009	50.000	50.000
INGR-O-11CA	80,00	80,00	80,00	21.1.2009	50.000	40.000
NEXE-O-116A	86,00	86,00	86,00	16.2.2009	4.500.000	3.870.000
PODR-O-115A	86,50	85,00	86,50	16.2.2009	240.000	207.000
RHMF-O-103A	98,00	98,00	98,00	11.3.2009	168.000	164.640
RHMF-O-125A	100,00	98,50	98,85	25.2.2009	123.650	911.130
RHMF-O-137A	86,05	86,05	86,05	3.2.2009	2.000.000	1.721.000
RHMF-O-142A	93,50	93,00	93,00	27.3.2009	2.006.000	13.915.228
RHMF-O-19BA	90,00	88,75	88,75	27.3.2009	3.020.000	20.007.520
Total					12.208.802	42.179.826
Reported trades						
RHMF-O-137A	86,80	86,50	86,80	29.1.2009	30.000.000	25.972.500
RHMF-O-157A	84,67	84,50	84,67	31.3.2009	3.000.000	18.936.784
RHMF-O-19BA	90,00	89,95	90,00	7.1.2009	1.000.000	6.625.216
Total					34.000.000	51.534.500
Institutional trades						
GDRI-O-167A	91,62	90,93	91,62	3.2.2009	960.000	6.460.575
HEP-O-13BA	92,00	67,00	92,00	31.3.2009	7.070.000	5.636.900
HEP-O-17CA	98,01	85,00	98,00	26.3.2009	146.700.000	143.122.027
HOTR-O-941A	99,00	97,50	98,00	30.3.2009	4.920.000	4.820.000
INGR-O-11CA	80,00	80,00	80,00	28.1.2009	3.275.000	2.620.000
JDGL-O-126A	98,74	98,72	98,74	6.3.2009	41.000.000	40.477.550
JRLN-O-12AA	97,26	97,24	97,26	3.2.2009	60.904.000	59.229.140
NEXE-O-116A	86,00	82,00	86,00	11.2.2009	3.150.000	2.623.000
OIV-O-14BA	99,25	99,23	99,25	3.2.2009	6.000.000	5.954.160
OPTE-O-142A	70,03	65,00	65,00	4.3.2009	5.550.000	3.830.330
PODR-O-115A	86,50	78,00	86,50	5.3.2009	23.500.000	19.389.000
RBA-O-112A	84,00	84,00	84,00	13.3.2009	6.000.000	5.040.000
RHMF-O-103A	99,30	95,30	95,30	13.3.2009	38.000.000	37.060.000

	High	Low	Last	Date of last trade	Volume	Turnover
RHMF-O-125A	101,40	94,80	96,00	31.3.2009	39.111.950	287.959.635
RHMF-O-137A	93,72	84,35	84,35	30.3.2009	49.500.000	44.849.550
RHMF-O-142A	99,21	91,60	97,34	31.3.2009	36.776.300	265.200.571
RHMF-O-157A	91,05	84,00	85,00	31.3.2009	16.980.000	110.433.600
RHMF-O-15CA	91,55	85,00	85,00	11.3.2009	5.908.253	5.074.640
RHMF-O-172A	84,53	83,50	83,50	22.1.2009	5.000.000	4.195.300
RHMF-O-19BA	96,55	86,50	88,74	31.3.2009	35.823.000	244.203.910
RPRO-O-181A	99,85	99,82	99,85	3.2.2009	186.000.000	185.690.000
Total					722.128.503	1.483.869.889
BONDS TOTAL					768.337.305	1.577.584.214

1.7. Rights performance

(All prices in % of par value, turnover in HRK)

	High	Low	Last	Date of last trade	Volume	Turnover
RHMF-A-A	250,00	100,00	100,00	19.3.2009	13.857.662	20.854.586
RHMJ-A-A	222,22	100,00	100,00	13.3.2009	639.501	992.719

1.8. Commercial papers performance

(All prices in % of par value, turnover in HRK)

	High	Low	Last	Date of last trade	Volume	Turnover
Reported trades						
DIMS-M-928A	96,94	96,94	96,94	30.3.2009	2.500.000	2.423.500
DLKV-M-937A	95,42	95,41	95,41	18.2.2009	1.243.720	1.186.758
IGH-M-926A	95,67	95,67	95,67	19.2.2009	1.800.000	1.722.096
Total					5.543.720	5.332.354
Institutional trades						
DLKV-M-937A	94,78	94,78	94,78	9.1.2009	921.302	873.238
INGR-M-934A	95,18	95,18	95,18	7.1.2009	682.984	650.037
KSIN-M-911A	98,15	98,12	98,15	3.2.2009	44.340.000	43.512.911
MDKA-M-941A	91,95	91,93	91,95	3.2.2009	6.000.000	5.516.180
MSAN-M-936A	94,91	94,91	94,91	7.1.2009	245.782	233.267
ZGMN-M-950A	91,02	90,04	91,02	3.2.2009	15.000.000	13.603.150
Total					67.190.068	64.388.783
COMMERCIAL PAPERS TOTAL					72.733.788	69.721.136

1.9. Top 10 Members by Equity Turnover

Rank	Member	Equity turnover (HRK)	Market share (%)
1	Erste vrijednosni papiri d.o.o.	469.774.914	14,92
2	Privredna banka Zagreb d.d.	296.861.853	9,43
3	Fima vrijednosnice d.o.o.	263.777.765	8,38
4	HITA vrijednosnice d.d.	233.929.730	7,43
5	Zagrebačka banka d.d.	185.073.417	5,88
6	Interkapital vrijednosni papiri d.o.o.	170.410.938	5,41
7	Auctor d.o.o.	155.587.391	4,94
8	Raiffeisenbank Austria d.d.	132.179.950	4,20
9	Abacus brokeri d.d.	121.670.637	3,86
10	TO ONE brokeri d.o.o	102.876.167	3,27

1.10. Top 10 Members by Bond Turnover

Rank	Member	Bonds turnover (HRK)	Market share (%)
1	Interkapital vrijednosni papiri d.o.o.	141.506.701	58,53
2	Era kapital d.o.o.	38.656.560	15,99
3	Agram brokeri d.d.	28.593.584	11,83
4	Raiffeisenbank Austria d.d.	12.123.995	5,01
5	I.C.F. d.o.o.	5.305.544	2,19
6	Auctor d.o.o.	4.725.955	1,95
7	Erste vrijednosni papiri d.o.o.	4.395.542	1,82
8	EA Sistem d.o.o.	1.722.096	0,71
9	Centar banka d.d.	880.731	0,36
10	CBB vrijednosnice d.o.o.	867.966	0,36

1.11. Top 10 Members by Total Turnover

Rank	Member	Total turnover (HRK)	Market share (%)
1	Erste vrijednosni papiri d.o.o.	474.170.456	13,99
2	Interkapital vrijednosni papiri d.o.o.	311.917.639	9,20
3	Privredna banka Zagreb d.d.	297.026.493	8,76
4	Fima vrijednosnice d.o.o.	263.953.262	7,79
5	HITA vrijednosnice d.d.	233.948.256	6,90
6	Zagrebačka banka d.d.	185.073.417	5,46
7	Auctor d.o.o.	160.313.346	4,73
8	Raiffeisenbank Austria d.d.	144.303.946	4,26
9	Abacus brokeri d.d.	122.107.868	3,60
10	TO ONE brokeri d.o.o	103.517.039	3,05

1.12. Best performing stocks

Symbol	Issuer	Fourth quarter of 2008	First quarter of 2009	% change
ARNT-R-A	Arenaturist d. d.	50,00	94,99	90,0
SLDM-R-A	Slobodna Dalmacija d.d.	31,50	59,00	87,3
SLTK-R-A	Slavonijatekstil d.d.	899,50	1.500,00	66,8
EXPD-R-A	Exportdrvo d.d.	400,00	600,00	50,0
BDSS-R-A	Brodospas d.d.	109,00	145,01	33,0
HRBS-R-A	Herbos d.d.	40,01	50,01	25,0
KTJV-R-A	Kutjevo d. d.	40,00	49,00	22,5
SMNS-R-A	Siemens d.d.	452,00	550,00	21,7
HUPZ-R-A	HUP - Zagreb d.d.	1.500,00	1.800,00	20,0
ELPR-R-A	Elektropromet d.d.	109,00	128,99	18,3
TOZ-R-A	TOZ penkala, Tvornica olovaka Zagreb d.d.	300,00	350,00	16,7
KBZ-R-A	Kreditna banka Zagreb d.d.	173,00	195,00	12,7
ZVCV-R-A	Zvečevo d.d.	104,07	116,00	11,5
TIMT-R-A	TIM d.d.	90,00	100,00	11,1
CEBA-R-A	Centar banka d.d.	250,00	274,99	10,0

1.13. Under performing stocks

(All prices in HRK)

Symbol	Issuer	Fourth quarter of 2008	First quarter of 2009	% change
ZTNJ-R-A	Žitnjak d.d.	815,00	81,00	-90,1
AMDN-R-A	Apartmani Medena d.d.	99,99	33,03	-67,0
ACI-R-A	ACI d. d.	7.900,00	2.989,99	-62,2
BLSC-R-A	Belišće d.d.	480,00	224,00	-53,3
CRAL-R-A	Croatia airlines d.d.	289,00	139,99	-51,6
SPVA-R-A	Spačva d.d. Vinkovci	150,99	75,03	-50,3
SLGA-R-A	Sloga d.d.	10,00	5,00	-50,0
HOMS-R-A	Hoteli Omišalj d. d.	14,99	7,50	-50,0
CROS-P-A	Croatia osiguranje d.d.	4.959,99	2.550,12	-48,6
KNZM-R-A	Konzum d.d.	161,00	85,00	-47,2
HDBK-R-A	Dubrovnik - Babin kuk d.d.	110,00	60,00	-45,5
GIPK-R-A	GP Krk d.d.	2.000,00	1.100,00	-45,0
VLDS-R-A	Fima validus d.d.	28,99	15,99	-44,8
MLNR-R-A	Mlinar d.d.	720,00	400,00	-44,4
AUHR-R-A	Auto Hrvatska d.d. Zagreb	17.900,00	9.991,99	-44,2

1.14. Financial Ratios

(Price, earnings and dividend in HRK)

Symbol	Price	EPS	P/E	Dividend	Dividend Yield
Official market					
ATGR-R-A	414,98	21,96	18,90	4,70	1,13%
CROS-R-A	2.405,00	409,72	5,87	0,00	0,00%
HT-R-A	217,99	30,18	7,22	29,56	13,56%
IGH-R-A	2.839,00	354,87	8,00	75,00	2,64%
INA-R-A	1.050,00	86,90	12,08	15,00	1,43%
INGR-R-A	51,50	10,66	4,83	1,33	2,58%
ISTT-R-A	315,00	6,99	45,06	0,00	0,00%
MDKA-R-A	7.750,00	108,56	71,39	0,00	0,00%
MGMA-R-A	80,00	1,52	52,63	2,00	2,50%
OPTE-R-A	42,00	-46,59	-0,90	0,00	0,00%
PLVA-R-A	770,00	39,78	19,36	0,00	0,00%
PODR-R-A	182,90	3,40	53,79	0,00	0,00%
VART-R-1	52,85	2,05	25,78	0,00	0,00%
VERN-R-A	68,98	2,06	33,49	0,00	0,00%
VIRO-R-A	230,00	66,00	3,48	20,00	8,70%

2. Prices and Volumes for the Most Active Stocks

Chart 1: HT d.d.

Chart 2: Institut građevinarstva Hrvatske d.d.

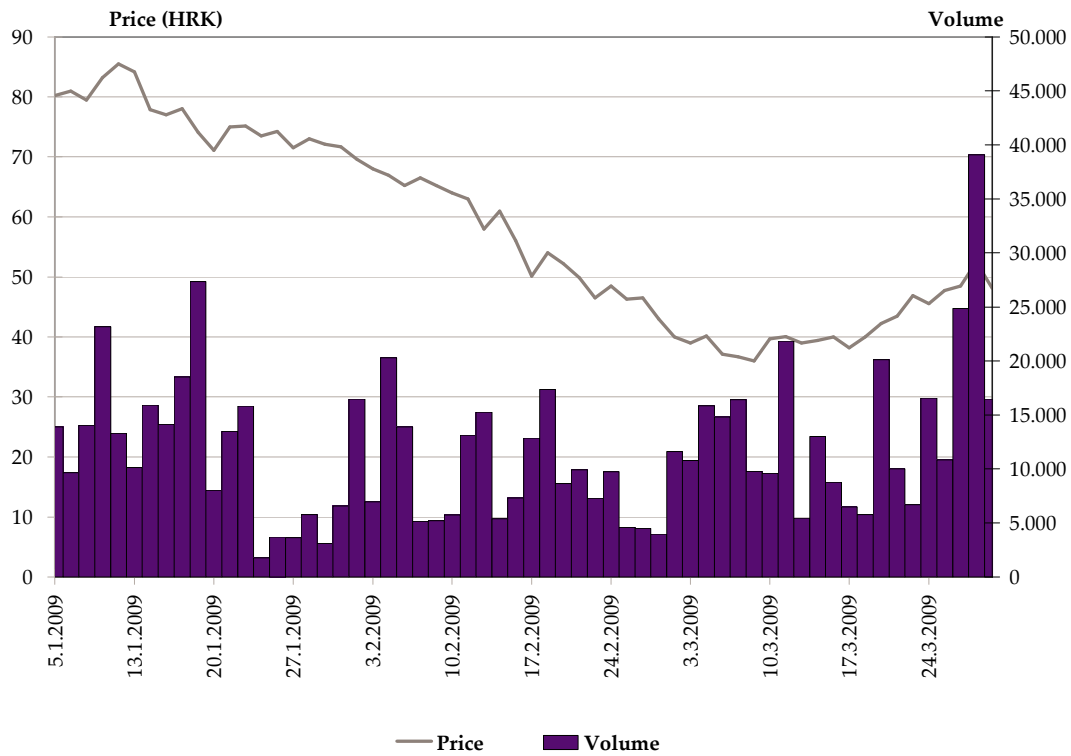


Chart 3: INGRA d.d.

Chart 4: ADRIS GRUPA d.d. povlaštene dionice

Chart 5: Atlantska plovidba d.d.

Chart 6: Dalekovod d.d.

3. Listed Companies

Symbol	Issuer	Number of listed shares	Nominal value
Official Market			
ATGR-R-A	Atlantic grupa d.d.	2.469.995	40 HRK
CROS-P-A	Croatia osiguranje d.d.	8.750	1400 HRK
CROS-R-A	Croatia osiguranje d.d.	307.598	1400 HRK
HT-R-A	HT d.d.	81.888.535	100 HRK
IGH-R-A	Institut Građevinarstva Hrvatske d.d.	158.580	400 HRK
INA-R-A	Ina d.d.	10.000.000	900 HRK
INGR-R-A	Ingra d.d.	7.500.000	
ISTT-R-A	Istraturist Umag d. d.	4.674.995	100 HRK
MDKA-R-A	Medika d.d.	30.194	2000 HRK
MGMA-R-A	Magma d.d.	4.874.160	10 HRK
OPTE-R-A	OT-optima telekom d.d.	2.820.070	10 HRK
PLVA-R-A	Pliva d.d.	20.538.356	100 HRK
PODR-R-A	Podravka d.d.	5.420.003	300 HRK
VART-R-1	Varteks d. d.	1.920.807	200 HRK
VERN-R-A	Veterina d.d.	1.844.860	100 HRK
VIRO-R-A	Viro tvornica šećera d.d.	1.386.667	
Regular Market			
3MAJ-R-A	BI 3. maj d.d.	1.222.985	100 HRK
ABPR-R-A	Autobusni promet d.d. Varaždin	122.887	300 HRK
ACI-R-A	ACI d. d.	111.060	3600 HRK
ACM-R-A	ACM d.d.	143.553	100 HRK
ADCH-R-A	Adriachem d.d.	623.578	300 HRK
ADPL-R-A	AD plastik d.d.	4.199.584	100 HRK
ADRS-P-A	Adris grupa d. d.	6.784.100	10 HRK
ADRS-R-A	Adris grupa d. d.	9.615.900	10 HRK
AGMM-R-A	Agromedimurje d.d. Čakovec	41.390	1900 HRK
AMDN-R-A	Apartmani Medena d.d.	765.376	300 HRK
ARNT-R-A	Arenaturist d. d.	2.182.500	20 HRK
ATLN-R-A	Atlas nekretnine d.d.	3.335.801	
ATLS-R-A	Atlas d.d.	1.904.315	
ATPL-R-A	Atlantska plovidba d.d.	1.395.520	300 HRK
AUHR-R-A	Auto Hrvatska d.d. Zagreb	17.885	3700 HRK
BD62-R-A	Badel 1862 d.d.	752.106	300 HRK
BDMR-R-A	Brodomerkur d.d.	99.331	1900 HRK
BLKL-R-A	Bilokalnik-IPA d.d.	499.582	300 HRK
BLSC-R-A	Belišće d.d.	1.164.312	300 HRK
BLJE-R-A	Belje d.d. Darda	8.215.487	100 HRK

Symbol	Issuer	Number of listed shares	Nominal value
BPBA-R-A	VABA d.d.	1.533.550	100 HRK
BRIK-R-A	Borik d.d.	401.100	300 HRK
BRIN-R-A	ZIF breza d.d.	506.000	100 HRK
BRNK-R-A	Brionka d. d.	132.410	380 HRK
BRST-R-A	Brestovac d.d.	172.800	300 HRK
BZJK-R-A	Božjakovina d.d.	204.989	300 HRK
CEBA-P-A	Centar banka d.d.	62.500	400 HRK
CEBA-R-A	Centar banka d.d.	284.249	400 HRK
CHAG-R-A	Chromos agro d.d.	120.497	500 HRK
CHBL-R-A	Chromos boje i lakovi d.d.	287.740	300 HRK
CKML-R-A	Čakovečki mlinovi d.d.	105.000	400 HRK
CNTZ-R-A	Coning turizam d.d.	146.510	220 HRK
CRAL-P-A	Croatia airlines d.d.	17.590	100 HRK
CRAL-P-A1	Croatia airlines d.d.	6.762	100 HRK
CRAL-P-A2	Croatia airlines d.d.	13.025	100 HRK
CRAL-P-A3	Croatia airlines d.d.	7.356	100 HRK
CRAL-P-A4	Croatia airlines d.d.	6.464	100 HRK
CRAL-R-A	Croatia airlines d.d.	4.924.279	200 HRK
CRBT-R-A	Croatia-baterije d.d.	180.090	300 HRK
CRLI-R-A	Croatia lloyd d.d.	145.076	800 HRK
CTKS-R-A	Čateks d.d.	246.201	300 HRK
DALS-R-A	Dalma d.d.	1.241.157	370 HRK
DDJH-R-A	Đuro Đaković holding d.d.	3.237.068	100 HRK
DDJM-R-A	Đuro Đaković montaža d d. Slavonski Brod	253.186	300 HRK
DIOK-R-A	Dioki d.d.	4.042.058	240 HRK
DKVS-R-A	Đakovština d.d.	1.053.563	300 HRK
DLKV-R-A	Dalekovod d.d.	2.293.812	100 HRK
DLTC-R-A	Dalit corp. d.d.	304.130	100 DEM
DLVN-R-A	Dalmacijavino d.d.	777.500	200 HRK
DRNJ-R-A	Drvenjača d. d.	223.990	300 HRK
DTR-R-A	DTR d.d.	107.850	100 DEM
DUPM-R-A	Dubrovačko primorje d.d.	354.410	300 HRK
ELKL-R-A	Elektrometal d.d.	83.867	380 HRK
ELKP-R-A	Elektroprojekt d.d.	89.800	380 HRK
ELPR-R-A	Elektropromet d.d.	334.860	300 HRK
ERNT-R-A	Ericsson Nikola Tesla d.d.	1.331.650	100 HRK
EXCL-R-A	Hotel Excelsior d.d.	1.147.734	100 HRK
EXPD-R-A	Exportdrvo d.d.	144.000	400 HRK
FMPS-R-A	ZIF Fima Proprius d.d.	2.003.172	100 HRK
FNVC-R-A	Finvest Corp d. d.	617.751	400 HRK
FRNK-R-A	Franck d.d.	427.170	600 HRK

Symbol	Issuer	Number of listed shares	Nominal value
HBAS-R-A	Hoteli Baška d. d.	299.369	370 HRK
HBEL-R-A	Hotel Bellevue d.d.	172.246	300 HRK
HBRL-R-A	Hoteli Brela d.d.	525.270	200 HRK
HBVD-R-A	Hoteli Baška voda d.d.	286.383	300 HRK
HCRC-P-A	Hoteli Croatia d.d.	402.500	100 HRK
HCRC-R-A	Hoteli Croatia d.d.	1.079.040	100 HRK
HCVT-R-A	Hoteli Cavtat d.d.	614.180	200 HRK
HDBK-R-A	Dubrovnik - Babin kuk d.d.	1.765.010	300 HRK
HDEL-R-A	Hidroelektra niskogradnja d.d.	623.881	100 HRK
HDUZ-R-A	Hotel Dubrovnik d.d.	267.200	380 HRK
HEFA-R-A	Helios Faros d.d.	338.420	200 HRK
HGSP-R-A	HG Spot d.d.	330.000	100 HRK
HHLD-R-A	Hoteli Haludovo Malinska d.d.	10.732.908	20 HRK
HIMR-R-A	Imperial d.d.	635.855	400 HRK
HJDR-R-A	Hoteli Jadran d.d.	107.115	700 HRK
HMAM-R-A	Hoteli Makarska d.d.	1.119.470	200 HRK
HMDN-R-A	Hotel Medena d.d.	393.800	300 HRK
HMST-R-A	Hoteli Maestral d.d.	515.720	200 HRK
HNVI-R-A	Hoteli Novi d.d.	67.146	1800 HRK
HOMS-R-A	Hoteli Omišalj d. d.	244.242	200 HRK
HPB-R-A	HPB d.d.	531.618	1100 HRK
HPBR-R-A	ZIF HPB REAL d.d.	302.531	100 HRK
HPDG-R-A	Hoteli Podgora d.d.	366.250	370 HRK
HRBC-R-A	Rabac d.d.	1.012.220	370 HRK
HRBS-R-A	Herbos d.d.	188.264	380 HRK
HRDH-R-A	Hrvatski duhani d.d.	842.807	300 HRK
HTCP-R-A	Hoteli Tučepi, d.d.	548.200	300 HRK
HTPK-R-A	HTP Korčula d.d.	426.425	300 HRK
HTPO-R-A	HTP Orebić d.d.	175.820	200 HRK
HUPZ-R-A	HUP - Zagreb d.d.	495.601	400 HRK
HVDC-R-A	Hoteli Vodice d.d.	468.634	
HZDZ-R-A	Hoteli Zadar d.d.	154.900	377,5 HRK
HZVG-R-A	Hoteli Živogošće d.d.	302.760	370 HRK
IKBA-P-A	Istarska kreditna banka Umag d.d.	3.026	1100 HRK
IKBA-R-A	Istarska kreditna banka Umag d.d.	144.974	1100 HRK
ILRA-R-A	Ilirija d.d.	249.386	400 HRK
IMZV-R-A	Imunološki zavod d.d.	225.284	380 HRK
INDG-R-A	Industrogradnja d.d.	452.897	1000 HRK
INKR-R-A	Inker d.d.	1.451.886	100 HRK
INOV-R-A	iNOVINE d. d.	143.716	
IPKK-R-A	IPK Kandit d.d.	715.090	100 HRK

Symbol	Issuer	Number of listed shares	Nominal value
IPKO-R-A	IPK Osijek d.d.	8.550.320	100 HRK
ISTR-R-A	Istra d.d.	91.700	1700 HRK
JAKT-R-A	Jadran kapital d.d.	791.636	100 HRK
JDBA-R-A	Jadranska banka d.d.	119.623	2000 HRK
JDGT-R-A	Jadroagent d.d.	123.015	400 HRK
JDHR-R-A	Jadran hoteli d.d.	261.840	370 HRK
JDKM-R-A	Jadrankamen d.d.	217.330	370 HRK
JDOS-R-A	Jadransko osiguranje d.d.	125.000	400 HRK
JDPL-R-A	Jadroplov d.d.	1.636.674	360 HRK
JDRA-R-A	Jadranka d. d.	332.484	1000 HRK
JDRF-R-A	Jadran film d.d.	163.470	100 DEM
JDRN-R-A	Jadran d.d.	281.296	1800 HRK
JDTC-R-A	Jadran d.d.	141.633	300 HRK
JLSA-R-A	Jelsa d.d.	1.343.473	70 HRK
JMNC-R-A	Jamnica d.d.	22.126	3800 HRK
JNAF-R-A	Janaf d.d.	742.846	2700 HRK
JTMN-R-A	Jadran d.d. TMN	173.560	300 HRK
KABA-P-A	Karlovačka banka d.d.	10.824	100 HRK
KABA-R-A	Karlovačka banka d.d.	1.339.176	100 HRK
KAPF-R-A	Kapitalni fond d.d.	3.845.501	100 HRK
KBZ-R-A	Kreditna banka Zagreb d.d.	1.319.945	100 HRK
KMSK-R-A	Kamensko d.d.	212.671	400 HRK
KNZM-R-A	Konzum d.d.	22.702.860	1800 HRK
KODT-P-A	Končar - distributivni i specijalni transformatori d.d.	30.714	300 HRK
KODT-R-A	Končar - distributivni i specijalni transformatori d.d.	97.094	300 HRK
KOEI-R-A	Končar - elektroindustrija, d.d.	2.572.119	400 HRK
KOES-R-A	Koestlin d.d.	130.276	700 HRK
KOKA-R-A	Koka d.d.	903.220	200 HRK
KORF-R-A	Dom holding d.d.	8.113.359	100 HRK
KOSK-P-A	Končar - sklopna postrojenja d.d.	40.718	300 HRK
KOSK-R-A	Končar - sklopna postrojenja d.d.	68.842	300 HRK
KRAS-R-A	Kraš d.d.	1.373.621	400 HRK
KSST-R-A	Kaštelanski staklenici d.d.	113.593	2500 HRK
KTJV-R-A	Kutjevo d. d.	4.780.674	50 HRK
KTKS-R-A	Koteks d.d.	669.467	100 HRK
LANO-R-A	Laguna Novigrad d. d.	15.596.462	370 HRK
LANT-R-A	Lantea grupa d.d.	672.671	100 HRK
LCDS-R-A	Lucidus d.d.	2.531.200	100 HRK
LEDO-R-A	Ledo d.d.	220.170	380 HRK
LKPC-R-A	Luka Ploče d.d.	222.614	400 HRK

Symbol	Issuer	Number of listed shares	Nominal value
LKRI-R-A	Luka Rijeka d.d.	5.980.475	100 HRK
LLRB-R-A	Lola ribar d.d.	127.139	400 HRK
LPLH-R-A	Lošinjska plovidba - holding d.d.	662.416	350 HRK
LRH-R-A	Liburnia riviera hoteli d. d.	302.641	3200 HRK
LURA-R-A	Dukat d.d.	3.000.000	100 HRK
LVCV-R-A	Lavčević d.d.	478.200	300 HRK
MAIS-R-A	Maistra d. d.	10.257.393	
MDPL-R-A	Mediteranska plovidba d.d.	156.126	370 HRK
MGKP-R-A	MGK-pack d.d.	219.862	200 HRK
MIO-R-A	Mio d.d.	286.914	300 HRK
MIV-R-A	MIVd.d.	15.018	3700 HRK
MLNR-R-A	Mlinar d.d.	195.409	400 HRK
MLNR-R-B	Mlinar d.d.	60.000	660 HRK
MMBA-R-A	Međimurska banka d.d.	319.750	400 HRK
MNDS-R-A	Mundus d.d.	24.031	1870 HRK
MRNA-R-A	Mirna d.d.	368.040	100 HRK
MRSK-R-A	Maraska d.d.	318.793	300 HRK
MTC-R-A	MTČ d.d. Čakovec	62.452	1200 HRK
NVBA-R-A	Nava banka d.d.	151.610	400 HRK
OLVD-R-A	Olympia Vodice d.d.	468.786	
PABA-R-A	Partner banka d.d.	891.000	100 HRK
PAN-R-A	PAN - trgovopromet d.d.	532.207	100 HRK
PBZ-R-A	PBZ d.d.	19.074.769	100 HRK
PDBA-R-A	Podravska banka d.d.	668.749	400 HRK
PIKR-R-A	PIK d. d.	233.460	350 HRK
PIVK-R-A	PIK-Vinkovci d.d.	317.225	400 HRK
PKMI-R-A	PPK d.d.	96.136	400 HRK
PLAG-P-A	Plava laguna d.d.	105.000	1000 HRK
PLAG-R-A	Plava laguna d.d.	546.318	1800 HRK
PLCH-R-A	Palace hotel Zagreb d.d.	126.726	400 HRK
PLTO-R-A	Pluto d.d.	87.440	400 HRK
PLJK-R-A	Puljanka d.d.	1.055.558	100 HRK
PPOR-R-A	PP Orahovica d.d.	165.803	320 HRK
PRFC-R-A	Proficio d.d.	3.912.908	100 HRK
PTKM-R-A	Petrokemija d.d.	3.341.117	270 HRK
PUNT-P-A	Pounje d.d.	600.000	10 HRK
PUNT-R-A	Pounje d.d.	2.666.700	10 HRK
PURI-R-A	Puris d. d.	625.801	
QUNE-R-A	Quaestus nekretnine d.d.	2.255.463	100 HRK
RGNC-R-A	Regeneracija d.d.	25.714	2000 HRK
RIBA-R-A	Erste&Steiermärkische Bank d. d.	16.984.175	100 HRK

Symbol	Issuer	Number of listed shares	Nominal value
RIVP-R-A	Riviera Poreč d.d.	3.653.517	300 HRK
RIZO-R-A	RIZ-odašiljači d.d.	374.179	370 HRK
RVTR-R-A	Rovinjturist d. d.	113.210	445,19 HRK
SAPN-R-A	Saponia d.d.	658.564	300 HRK
SCOS-R-A	Sunce osiguranje d.d.	407.261	100 HRK
SDBA-R-A	Banka splitsko-dalmatinska d.d.	471.620	100 HRK
SLDM-R-A	Slobodna Dalmacija d.d.	5.221.116	70 HRK
SLMK-R-A	Slavonija MK d.d.	359.487	200 HRK
SLPF-R-A	Slavonski ZIF d.d.	3.346.418	100 HRK
SLRS-R-A	Solaris d.d.	617.716	300 HRK
SLTK-R-A	Slavonijatekstil d.d.	10.640	3600 HRK
SMNS-R-A	Siemens d.d.	945.906	100 HRK
SNBA-R-A	Slatinska banka d.d.	918.972	100 HRK
SPVA-R-A	Spačva d.d. Vinkovci	276.522	300 HRK
SSNC-P-A1	Banco Popolare Croatia	18.200	500 HRK
SSNC-R-A	Banco Popolare Croatia	135.460	500 HRK
STBA-R-A	Societe Generale-Splitska banka d.d.	4.914.258	100 HRK
SUNH-R-A	Sunčani Hvar d.d.	7.310.971	100 HRK
TANG-R-A	Tang tvornica alata d.d.	145.000	500 HRK
TDZ-R-A	Tvornica duhana Zagreb d.d.	324.808	700 HRK
TEP-R-A	TEP d.d.	377.847	200 HRK
THMT-R-A	Tehnomont d. d.	268.321	300 HRK
THNK-R-A	Tehnika d.d.	189.460	900 HRK
TISK-R-A	Tisak d.d.	2.386.587	100 HRK
TKPR-R-A	Tekstilpromet d.d.	81.842	400 HRK
TLM-R-A	TLM d.d.	1.840.082	
TMPO-R-A	Tempo d.d.	607.952	100 HRK
TNKC-R-A	Tankerkomerc d.d.	34.182	1880 HRK
TNPL-R-A	Tankerska plovidba d.d.	626.385	600 HRK
TNSA-R-A	Transadria d.d.	28.755	1910 HRK
TOZ-R-A	TOZ penkala, Tvornica olovaka Zagreb d.d.	200.000	300 HRK
TRFM-R-A	Terra firma d. d.	36.000	1000 HRK
TRKT-R-A	Trokut d.d.	121.302	300 HRK
TRMD-R-A	Terra Mediterranea d.d.	230.997	100 HRK
TSTR-R-A	Tekstilstroj d.d.	114.442	300 HRK
TUHO-R-A	Turisthotel d.d.	394.756	300 HRK
ULPL-R-A	Uljanik Plovidba d. d.	580.000	400 HRK
ULJN-R-A	ULJANIK d. d.	2.236.253	300 HRK
UNPP-R-A	Unijapapir d.d.	19.210	1800 HRK
VDKT-R-A	Viadukt d.d.	456.813	300 HRK
VDZG-R-A	Vodoprivreda Zagreb d.d.	395.449	100 HRK

Symbol	Issuer	Number of listed shares	Nominal value
VIS-R-A	Vis d.d.	517.839	100 HRK
VJSN-R-A	Vjesnik d.d.	1.061.683	100 HRK
VLBT-R-A	Velebit, zatvoreni investicijski fond, d.d.	3.406.550	10 HRK
VLDS-R-A	Fima validus d.d.	2.701.538	100 HRK
VLEN-R-B	Viktor Lenac d.d.	12.407.813	10 HRK
VLHO-R-A	Valamar grupa d.d.	6.641.246	
VLPV-R-A	PPK Valpovo d.d.	407.790	10 HRK
VPIK-R-A	Vupik d.d.	1.422.127	400 HRK
VRBS-R-A	Vrboska d.d.	128.650	300 HRK
ZABA-R-A	Zagrebačka banka d.d.	64.048.391	20 HRK
ZAPI-R-A	Zagrebačka pivovara d.d.	620.450	300 HRK
ZDNK-R-A	Zdenka d.d.	458.068	300 HRK
ZITP-R-A	Žitoproizvod d.d.	109.300	400 HRK
ZLAR-R-A	Zlatni rat d.d.	552.319	370 HRK
ZLTO-R-A	Zlatni otok d.d.	357.590	360 HRK
ZLJS-R-A	Željezara Split d.d.	232.704	1200 HRK
ZPKL-R-A	Zagrebačke pekarnice Klara d.d.	283.760	400 HRK
ZTNJ-R-A	Žitnjak d.d.	205.643	690 HRK
ZVCV-R-A	Zvečevo d.d.	307.808	200 HRK
ZVZD-R-A	Zvijezda d.d.	100.257	2000 HRK
Parallel Market			
ADBK-R-A	Auto-Dubrovnik d.d.	60.073	300 HRK
AGED-R-A	Agram educa d.d.	41.000	1000 HRK
AGLG-R-A	Agrolaguna d. d.	58.487	2500 HRK
AHRV-R-A	Auto Hrvatska d.d. Split	21.212	500 DEM
ASC-R-A	Autoservisni centar d.d.	28.256	300 HRK
ATPT-R-A	ATP - IGREC transporti d.d.	35.200	300 HRK
ATSK-R-A	Autotransport Karlovac d.d.	92.000	200 HRK
AUSL-R-A	Autoslavonija d.d.	44.328	300 HRK
AUTR-R-A	Autotransport d.d.	586.673	30 HRK
BAOT-R-A	Baotić d.d.	43.740	400 HRK
BCIN-R-A	BC institut d.d.	166.500	180 HRK
BDSS-R-A	Brodospas d.d.	372.331	80 HRK
BGAT-R-A	Bagat-trgovina d.d.	27.804	370 HRK
BJPL-R-A	Bojoplast d.d.	8.628	370 HRK
BRBA-P-A	Banka Brod d. d.	2.547	3800 HRK
BRBA-R-A	Banka Brod d. d.	8.284	3800 HRK
BRNI-R-A	Brioni d.d.	55.520	300 HRK
CBUS-R-A	Croatia-bus d.d.	239.603	370 HRK
CDBA-R-A	Credo banka d.d.	300.080	400 HRK
CHGB-R-A	Chromos d.d.	18.096	1800 HRK

Symbol	Issuer	Number of listed shares	Nominal value
CNMR-R-A	Cenmar d.d.	244.365	100 HRK
CROR-R-A	Croatia records d.d.	114.066	200 HRK
CRSK-R-A	Cresanka d.d.	28.978	1870 HRK
CSKA-R-A	Ceste Karlovac d.d.	95.095	100 HRK
DBPS-R-A	Dubravica d.d.	61.220	770 HRK
DDAP-R-A	Đuro Đaković Aparati d.d.	35.396	100 HRK
DHBJ-R-A	Euroduhan d.d.	8.115	1800 HRK
DIKL-R-A	DI Klana d. d.	10.657	3500 HRK
DRMC-R-A	Derma d.d.	43.292	400 HRK
DRVP-R-A	Drvoplast d.d.	44.760	380 HRK
DSNE-R-A	Donje Svetice nekretnine d.d.	70.833	360 HRK
ED63-R-A	Euro daus 1963 d.d.	71.182	200 HRK
EHOS-R-A	Euroherc osiguranje d.d.	305.010	200 HRK
EKOM-R-A	Eko međimurje d.d.	70.238	400 HRK
ELKM-R-A	Elektromaterijal d.d.	74.999	400 HRK
ELTR-R-A	Elektroda Zagreb d.d.	83.879	300 HRK
ENRE-R-A	Energoremont d.d.	44.110	300 HRK
ETZ-R-1	ETZ d.d. Osijek	11.246	300 HRK
EUDS-R-A	Euro Daus d.d.	71.182	200 HRK
GFZK-R-A	Geofizika d.d.	92.460	300 HRK
GIPK-R-A	GP Krk d.d.	78.942	380 HRK
GPZG-R-A	Zagorje d.d.	33.080	380 HRK
HARG-R-A	Grand Villa Argentina d.d.	1.554.972	100 HRK
HEMR-R-A	Hemar d.d.	11.199	100 HRK
HPLT-R-A	Hoteli Plat d.d.	197.255	300 HRK
HSPT-R-A	Hospitalija d.d.	102.212	100 HRK
IGML-R-A	IGM d.d. Lepoglava	174.930	400 HRK
INFS-R-A	Infosistem d.d.	53.557	400 HRK
ISAU-R-A	Istra - auto d.d.	83.523	200 HRK
ISGF-P-B	Istragrafika d.d.	54.639	200 HRK
IVNC-R-A	Ivančica d.d.	23.556	400 HRK
JLEN-R-A	Jelen d.d. Čakovec	66.268	400 HRK
KMEN-R-A	Kamen d.d.	99.458	300 HRK
KMKA-R-A	Kemika d.d.	95.259	300 HRK
KODS-R-A	Kordun d.d.	106.427	100 HRK
KOMI-P-A	Končar - montažni inženjering d.d.	19.706	300 HRK
KOMI-R-A	Končar - montažni inženjering d.d.	19.719	300 HRK
KOSN-P-A	Končar - električni aparati srednjeg napona d.d.	26.383	300 HRK
KOSN-R-A	Končar - električni aparati srednjeg napona d.d.	39.216	300 HRK
KOTR-P-A	Končar - mjerni transformatori d.d.	27.132	300 HRK
KOTR-R-A	Končar - mjerni transformatori d.d.	36.165	300 HRK

Symbol	Issuer	Number of listed shares	Nominal value
KOVA-P-A	Končar - električni visokonaponski aparati d.d.	16.446	300 HRK
KOVA-R-A	Končar - električni visokonaponski aparati d.d.	48.890	300 HRK
KRDN-R-A	Kordun d.d.	256.320	50 HRK
KTKA-R-A	Kotka d.d.	36.550	800 HRK
LANA-R-A	Lana-karlovačka tiskara d.d.	60.801	380 HRK
LKZD-R-A	Luka Zadar d.d.	106.246	200 HRK
LMPR-R-A	Lipa Mill proizvodnja d.d.	70.833	360 HRK
LNIA-R-A	Lonia d.d.	100.297	200 HRK
LOVI-R-A	Model pakiranja d.d.	419.506	200 HRK
LVRG-R-A	Lovački rog d.d.	70.169	300 HRK
MBTN-R-A	Međimurje beton d.d.	53.309	
MDSP-R-A	Modra špilja d.d.	61.655	300 HRK
MILS-R-A	Mils, mljekara Split d.d.	65.970	380 DEM
MIVA-R-A	Vajda d.d.	64.930	390 HRK
MKTL-R-A	Merkantile d.d.	67.180	380 HRK
MLDN-R-A	Mladina d.d.	96.098	300 HRK
MMTZ-R-A	Montmontaža d.d.	8.028	3500 HRK
MNTK-R-A	Montkemija d.d.	47.494	300 HRK
OTPZ-R-A	Otpremničko poduzeće Zagreb d.d.	68.380	380 HRK
PAUL-R-A	Paulana d.d.	43.264	500 HRK
PRRD-R-A	Prerada d.d.	161.846	300 HRK
PSMR-R-A	Pismorad d.d.	23.290	370 HRK
PZC-R-A	PZC Ssplit d.d.	49.500	380 HRK
PZCV-R-A	PZC Varaždin d.d.	156.895	100 HRK
RBAG-R-A	Riba d.d.	20.318	400 HRK
RBA-P-A	Raiffeisenbank Austria d.d.	7.750	10000 HRK
RCNC-R-A	R.C. d.d.	8.049	300 HRK
RVRA-R-A	Rivijera d.d.	277.161	330 HRK
RZVL-R-A	Farmal d.d.	128.258	300 HRK
SEM-R-A	Linijaska nacionalna plovidba d.d.	318.383	100 HRK
SLAX-R-A	SILAX d.d.	94.494	100 HRK
SLGA-R-A	Sloga d.d.	358.404	90 HRK
SLTR-R-A	Slavijatrans d.d.	80.470	300 HRK
SM86-R-A	SEM 1986 d.d.	136.432	100 HRK
SMBA-R-A	Samoborska banka d.d.	70.354	700 HRK
SNHO-R-A	SN holding d.d.	2.720.000	
SOUC-R-A	Son-ugo-cor d.d.	89.150	400 HRK
SPNV-R-A	Spin Valis d. d. Požega	72.905	400 HRK
SPPL-R-A	Splitska plovidba d.d.	187.767	300 HRK
STTS-R-A	Split Tours d.d.	30.250	10 HRK
TIMT-R-A	TIM d.d.	285.400	100 HRK

Symbol	Issuer	Number of listed shares	Nominal value
TKZD-R-A	Tvornica kruha Zadar d.d.	47.890	370 HRK
TNER-R-A	Tanker d.d.	78.000	100 HRK
TRMP-R-A	TERMOPLIN d.d.	50.013	400 HRK
TRST-R-A	Trast d.d.	12.148	2000 HRK
TSHC-R-A	Tvornica stočne hrane d.d.	13.551	800 HRK
UCMA-R-A	Učka-Marijan d.d.	81.015	100 HRK
URIH-R-A	Urbanistički institut Hrvatske d.d.	22.898	300 HRK
VDMV-R-A	Vodomaterijal d.d.	60.084	100 HRK
VGVI-R-A	Vrgorka-vinarija d.d.	29.936	380 HRK
VISK-R-A	Vis konfekcija d.d. Varaždin	18.494	1500 HRK
VLVI-R-A	Vinoplod-vinarija d.d.	11.146	2600 HRK
VSK-R-A	Banka kovanica d.d.	1.123.602	100 HRK
VZVJ-R-A	Varaždinec d.d.	9.675	300 HRK
ZEP-R-A	Zagrebačko elektrotehničko poduzeće d.d.	75.560	370 HRK
ZRNS-R-A	Zrinski d.d.	64.176	400 HRK
ZSZG-R-A	Zaštita-Zagreb d.d.	5.778	1880 HRK

4. Listed Bonds

Symbol	Issuer	Nominal value	Listed quantity	Coupon rate	Maturity
Official Market					
ATGR-O-11CA	Atlantic grupa d.d.	1 HRK	115.000.000	5,7500	6.12.2011
FNOI-D-097A	Fond za naknadu oduzete imovine	5,11 EUR	666.929	0,0000	1.7.2009
FNOI-D-101A	Fond za naknadu oduzete imovine	5,11 EUR	666.929	0,0000	1.1.2010
FNOI-D-107A	Fond za naknadu oduzete imovine	5,11 EUR	666.929	0,0000	1.7.2010
FNOI-D-111A	Fond za naknadu oduzete imovine	5,11 EUR	666.929	0,0000	1.1.2011
FNOI-D-117A	Fond za naknadu oduzete imovine	5,11 EUR	666.929	0,0000	1.7.2011
FNOI-D-121A	Fond za naknadu oduzete imovine	5,11 EUR	666.929	0,0000	1.1.2012
FNOI-D-127A	Fond za naknadu oduzete imovine	5,11 EUR	666.929	0,0000	1.7.2012
FNOI-D-131A	Fond za naknadu oduzete imovine	5,11 EUR	666.929	0,0000	1.1.2013
FNOI-D-137A	Fond za naknadu oduzete imovine	5,11 EUR	666.929	0,0000	1.7.2013
FNOI-D-141A	Fond za naknadu oduzete imovine	5,11 EUR	666.929	0,0000	1.1.2014
FNOI-D-147A	Fond za naknadu oduzete imovine	5,11 EUR	666.929	0,0000	1.7.2014
FNOI-D-151A	Fond za naknadu oduzete imovine	5,11 EUR	666.929	0,0000	1.1.2015
FNOI-D-157A	Fond za naknadu oduzete imovine	5,11 EUR	666.929	0,0000	1.7.2015
FNOI-D-161A	Fond za naknadu oduzete imovine	5,11 EUR	666.929	0,0000	1.1.2016
FNOI-D-167A	Fond za naknadu oduzete imovine	5,11 EUR	666.929	0,0000	1.7.2016
FNOI-D-171A	Fond za naknadu oduzete imovine	5,11 EUR	666.929	0,0000	1.1.2017
FNOI-D-177A	Fond za naknadu oduzete imovine	5,11 EUR	666.929	0,0000	1.7.2017
FNOI-D-181A	Fond za naknadu oduzete imovine	5,11 EUR	666.929	0,0000	1.1.2018
FNOI-D-187A	Fond za naknadu oduzete imovine	5,11 EUR	666.929	0,0000	1.7.2018

Symbol	Issuer	Nominal value	Listed quantity	Coupon rate	Maturity
FNOI-D-191A	Fond za naknadu oduzete imovine	5,11 EUR	666.929	0,0000	1.1.2019
FNOI-D-197A	Fond za naknadu oduzete imovine	5,11 EUR	666.929	0,0000	1.7.2019
GDKC-O-116A	Grad Koprivnica	1 HRK	60.000.000	6,5000	29.6.2011
GDRI-O-167A	Grad Rijeka	1 EUR	16.383.008	4,1250	18.7.2016
GDST-O-137A	Grad Split	1 EUR	8.000.000	4,5625	24.7.2013
GDST-O-15BA	Grad Split	1 EUR	8.100.000	4,7500	27.11.2015
GDST-O-177A	Grad Split	1 EUR	8.200.000	6,0000	8.7.2017
GDZD-O-119A	Grad Zadar	1 EUR	18.500.000	5,5000	1.9.2011
HBOR-O-112A	Hrvatska banka za obnovu i razvitak d.d.	1 EUR	300.000.000	4,8800	11.2.2011
HEP-O-13BA	HEP d.d.	1 HRK	500.000.000	5,0000	29.11.2013
HEP-O-17CA	HEP d.d.	1 HRK	700.000.000	6,5000	7.12.2017
INGR-O-11CA	Ingra d.d.	1 HRK	200.000.000	6,1250	6.12.2011
JDGL-O-126A	Jadran - galenski laboratorij d. d.	1 HRK	125.000.000	5,6500	11.6.2012
JDRA-O-129A	Jadranka d. d.	1 HRK	75.000.000	6,4750	13.9.2012
JRLN-O-12AA	Jadrolinija	1 HRK	70.000.000	6,5000	25.10.2012
NEXE-O-116A	Nexe grupa d.d.	1 HRK	750.000.000	5,5000	14.6.2011
OIV-O-14BA	Odašiljači i veze d.o.o.	1 HRK	100.000.000	7,2500	20.11.2014
OPTE-O-142A	OT-optima telekom d.d.	1 HRK	250.000.000	9,1250	1.2.2014
PLOR-O-133A	Plodine d. d.	1 HRK	100.000.000	9,0000	4.3.2013
PODR-O-115A	Podravka d.d.	1 HRK	375.000.000	5,1250	17.5.2011
RBA-O-112A	Raiffeisenbank Austria d.d.	1 HRK	600.000.000	4,1250	10.2.2011
RHMF-O-103A	Ministarstvo financija Republike Hrvatske	1 HRK	3.000.000.000	6,7500	8.3.2010
RHMF-O-125A	Ministarstvo financija Republike Hrvatske	1 EUR	500.000.000	6,8750	23.5.2012
RHMF-O-137A	Ministarstvo financija Republike Hrvatske	1 HRK	4.000.000.000	4,5000	11.7.2013
RHMF-O-142A	Ministarstvo financija Republike Hrvatske	1 EUR	650.000.000	5,5000	10.2.2014
RHMF-O-157A	Ministarstvo financija Republike Hrvatske	1 EUR	350.000.000	4,2500	14.7.2015
RHMF-O-15CA	Ministarstvo financija Republike Hrvatske	1 HRK	5.500.000.000	5,2500	15.12.2015
RHMF-O-172A	Ministarstvo financija Republike Hrvatske	1 HRK	5.500.000.000	4,7500	8.2.2017
RHMF-O-19BA	Ministarstvo financija Republike Hrvatske	1 EUR	500.000.000	5,3750	29.11.2019
RPRO-O-181A	Rijeka promet d. d.	1 HRK	192.000.000	6,8130	25.1.2018
Regular Market					
GROS-O-17AA	Grad Osijek	1 HRK	25.000.000	5,5000	30.10.2017
GRVI-O-17AA	Grad Vinkovci	1 HRK	42.000.000	5,5000	23.10.2017
Parallel Market					
HOTR-O-941A	Hospitalija trgovina d.o.o.	1 HRK	75.000.000	8,2500	5.10.2009
MTEL-O-097A	Metronet telekomunikacije d.d.	1 HRK	120.000.000	8,5000	28.7.2009
SEM-O-101A	Linajska nacionalna plovidba d.d.	1 HRK	15.000.000	7,0000	12.1.2010

5. Listed rights

Symbol	Issuer	Nominal value	Listed quantity
RHMJ-A-A	Republika Hrvatska	1 HRK	400.000.000
RHMF-A-A	Republika Hrvatska	1 HRK	644.750.000

6. Listed Commercial Papers

Symbol	Issuer	Nominal value	Listed quantity
Official Market			
INGR-M-934A	Ingra d.d.	1 HRK	100.000.000
MDKA-M-941A	Medika d.d.	1 HRK	50.000.000
MGMA-M-916A	Magma d.d.	1 HRK	87.222.000
VART-M-926A	Varteks d. d.	1 HRK	50.000.000
Regular Market			
DIMS-M-928A	Digitel medijski servisi d.o.o.	1 HRK	50.000.000
DLKV-M-930A	Dalekovod d.d.	1 HRK	115.000.000
DLKV-M-937A	Dalekovod d.d.	1 HRK	110.000.000
H1TE-M-914A	H1 Telekom d.d.	1 HRK	45.000.000
HGSP-M-937A	HG Spot d.d.	1 HRK	55.000.000
IGH-M-926A	Institut Građevinarstva Hrvatske d.d.	1 HRK	80.000.000
KNGI-M-945A	King ICT d.o.o.	1 HRK	11.300.000
MSAN-M-936A	M SAN grupa d.d.	1 HRK	50.000.000
MTEL-M-940A	Metronet telekomunikacije d.d.	1 HRK	50.000.000
ZGMN-M-950A	Zagreb-Montaža d.o.o.	1 HRK	30.000.000
ZTOS-M-929A	Žito d.o.o.	1 HRK	30.000.000

7. Methodological Remarks

- 1) High is the highest trading price for a share in the selected period of time.
- 2) Low is the lowest trading price for a share in the selected period of time.
- 3) Last is the price of the last trade for a share in the selected period of time.
- 4) The performance of shares is calculated with the last prices in the compared periods.
- 5) Reported trades are trades with bonds greater than 3,000,000 HRK in accordance with the Zagreb Stock Exchange Rules.
- 6) Institutional trades are trades reported to the Zagreb Stock Exchange by institutional investors.
- 7) For the price curve daily closing prices are used.
- 8) Earnings per share is the ratio of net income and common stocks.
- 9) Price earnings ratio is the ratio of last price and earning per share.
- 10) Dividend yield is the ratio of paid dividend per share and last price.