



ZAGREBAČKA BURZA  
THE ZAGREB STOCK EXCHANGE

# Trading Summary First half of 2009

Zagreb, July 2009

**This report or any part thereof may be reprinted, copied or redistributed in any way only with prior written permission and full credit.**

The information contained herein is compiled and collected with care, but total accuracy and/or completeness is not guaranteed by the Zagreb Stock Exchange (ZSE). This publication is issued with the express condition to which everyone purchasing and making use thereof assents that no liability shall be incurred by ZSE. This publication is issued for information purposes only and is not to be construed in any way as an invitation to purchase or sell any security mentioned herein. ZSE recommends to any potential investor to seek professional advice before investing.

Copyright © 2009. Zagrebačka burza d.d.  
Zagreb  
Ivana Lučića 2a

# Content:

- 1. TRADE..... 1**
  - 1.1. GENERAL CHARACTERISTICS..... 1
  - 1.2. MONTHLY TRADING OVERVIEW ..... 2
  - 1.3. STOCKS WITH THE LARGEST MARKET CAPITALIZATION ..... 4
  - 1.4. MOST ACTIVE STOCKS BY TURNOVER..... 5
  - 1.5. STOCKS PERFORMANCE ..... 6
  - 1.6. BONDS PERFORMANCE..... 10
  - 1.7. RIGHTS PERFORMANCE..... 11
  - 1.8. COMMERCIAL PAPERS PERFORMANCE ..... 12
  - 1.9. TOP 10 MEMBERS BY EQUITY TURNOVER ..... 13
  - 1.10. TOP 10 MEMBERS BY BOND TURNOVER..... 13
  - 1.11. TOP 10 MEMBERS BY TOTAL TURNOVER..... 13
  - 1.12. BEST PERFORMING STOCKS ..... 14
  - 1.13. UNDER PERFORMING STOCKS..... 14
  - 1.14. FINANCIAL RATIOS..... 15
- 2. PRICES AND VOLUMES FOR THE MOST ACTIVE STOCKS ..... 16**
- 3. LISTED COMPANIES ..... 19**
- 4. LISTED BONDS..... 28**
- 5. LISTED CERTIFICATES ..... 29**
- 6. LISTED COMMERCIAL PAPERS ..... 30**
- 7. METHODOLOGICAL REMARKS ..... 31**



# 1. Trade

## 1.1. General characteristics

(Market Capitalization in millions of HRK)

		Second half of 2008.	First half of 2009.	%
<b>Regular turnover</b>				
	Stocks	6.905.957.721	4.071.317.932	-41,0%
	Bonds	287.061.375	83.434.308	-70,9%
	Rights	87.382	25.554.333	29.144,4%
		15.862.492	5.635.415	-64,5%
Block turnover		338.982.270	0	-
Reported turnover*		449.480.669	88.889.500	-80,2%
Institutional turnover**		4.565.966.659	1.880.831.542	-58,8%
<b>Total</b>		<b>12.563.398.568</b>	<b>6.155.663.030</b>	<b>-51,0%</b>
<b>Regular volume:</b>				
	Stocks	18.045.468	17.821.350	-1,2%
	Bonds	237.764.460	28.734.342	-87,9%
	Rights	193.453	16.829.994	8.599,8%
		17.108.000	5.853.720	-65,8%
Block volume*		845.306	0	-
Reported volume*		197.512.800	79.000.000	-60,0%
Institutional volume**		2.203.313.523	891.667.071	-59,5%
<b>Total</b>		<b>2.674.783.010</b>	<b>1.039.906.477</b>	<b>-61,1%</b>
CROBEX®		1.722,25	1.896,36	10,1%
CROBIS®		90,62	86,27	-4,8%
Total number of trades		374.319	278.677	-25,6%
Number of securities traded		295	289	-2,0%
Number of trading days		126	120	-4,8%
<b>Market Capitalization</b>				
	Stocks	142.064,1	142.428,2	0,3%
	Bonds	34.973,1	33.255,6	-4,9%
	<b>Total</b>	<b>177.037,2</b>	<b>175.683,8</b>	<b>-0,8%</b>
<b>Daily average:</b>				
	Turnover	99.709.512	51.297.192	-48,6%
	Volume	21.228.437	8.665.887	-59,2%
	Number of trades	2.971	2.322	-21,8%

## 1.2. Monthly trading overview

(Market Capitalization in millions of HRK)

Month	Number of trades		Volume		Number of securities traded	Market Capitalization
	Total	Average daily	Total	Average daily		
January	40.736	2.144	357.315.576	18.806.083	208	172.817,1
February	38.295	1.915	162.965.874	8.148.294	183	159.970,2
March	47.825	2.174	342.518.612	15.569.028	183	160.493,9
April	42.624	2.131	24.134.034	1.206.702	193	170.144,8
May	60.183	3.009	25.059.245	1.252.962	190	188.319,6
June	49.014	2.580	127.913.136	6.732.270	174	175.683,8
<b>Total</b>	<b>278.677</b>	<b>2.322</b>	<b>1.039.906.477</b>	<b>8.665.887</b>	<b>289</b>	

(Turnover in millions of HRK)

Month	Equity		Bonds		Rights		Total turnover
	Turnover	% total turnover	Turnover	% total turnover	Turnover	% total turnover	
January	494,3	52,1	433,6	45,7	21,3	2,2	949,2
February	540,2	70,1	230,0	29,9	0,0	0,0	770,2
March	539,7	35,4	983,7	64,6	0,5	0,0	1.524,0
April	576,5	92,0	48,7	7,8	1,7	0,3	626,9
May	1.115,4	89,9	123,9	10,0	2,0	0,2	1.241,4
June	805,2	77,1	238,8	22,9	0,0	0,0	1.044,0
<b>Total</b>	<b>4.071,3</b>	<b>66,1</b>	<b>2.058,8</b>	<b>33,4</b>	<b>25,6</b>	<b>0,4</b>	<b>6.155,7</b>

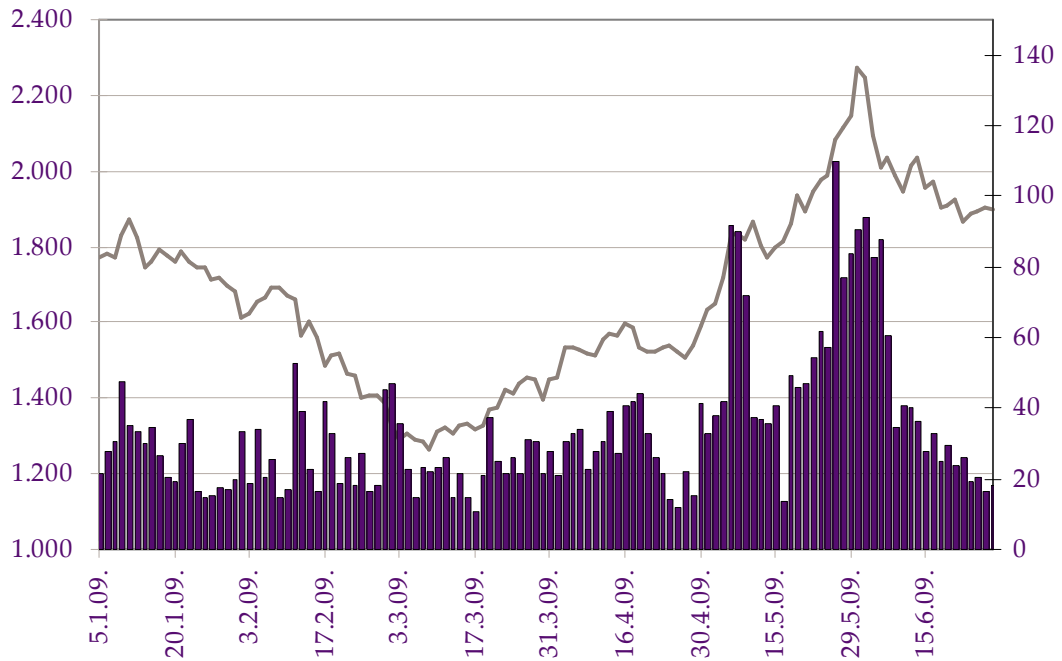


Chart 1: CROBEX® and equity turnover (HRK mil)

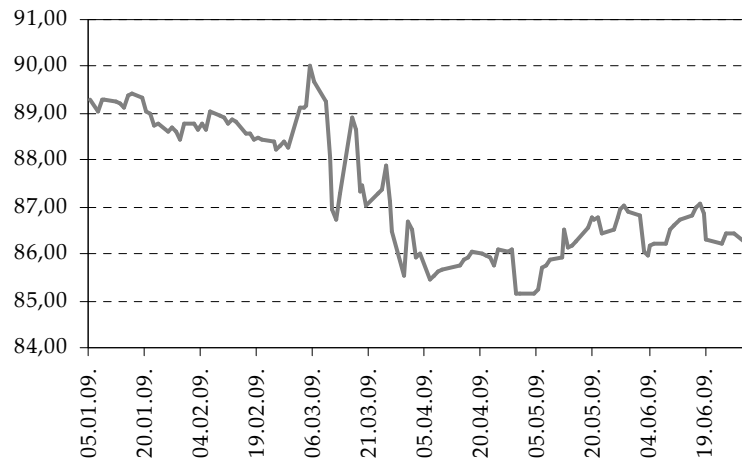


Chart 2: Zagreb Stock Exchange bond index CROBIS®

### 1.3. Stocks with the Largest Market Capitalization

	Symbol	Issuer	Market capitalization (HRK mil)	Pct. of Mct Cap	Cumulative percentage
1	HT-R-A	HT d.d.	17.892,6	12,6	10,2
2	INA-R-A	Ina d.d.	13.640,0	9,6	22,1
3	ZABA-R-A	Zagrebačka banka d.d.	12.425,4	8,7	30,9
4	PLVA-R-A	Pliva d.d.	10.679,9	7,5	38,4
5	PBZ-R-A	PBZd.d.	10.109,6	7,1	45,5
6	STBA-R-A	Societe Generale-splitska banka d.d.	7.273,1	5,1	50,6
7	RIBA-R-A	Erste&Steiermärkische Bank d. d.	5.944,5	4,2	54,7
8	KNZM-R-A	Konzum d.d.	2.724,3	1,9	56,7
9	ADRS-R-A	Adris grupa d. d.	2.585,6	1,8	58,5
10	ZAPI-R-A	Zagrebačka pivovara d.d.	2.469,3	1,7	60,2
		Others	56.683,7	39,8	100,0
		<b>Total</b>	<b>142.428,2</b>		

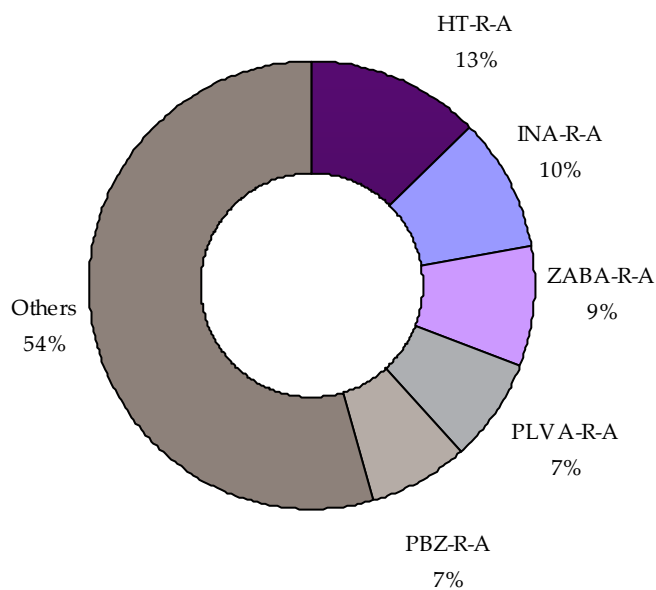


Chart 3: Market Capitalization



## 1.4. Most Active Stocks by Turnover

	Symbol	Issuer	Turnover (HRK)	Pct (%)	Cumulative percentage
1	HT-R-A	HT d.d.	925.462.893	22,7	22,7
2	ATPL-R-A	Atlantska plovidba d.d.	660.768.873	16,2	39,0
3	IGH-R-A	Institut IGH d.d.	317.802.522	7,8	46,8
4	DLKV-R-A	Dalekovod d.d.	284.768.196	7,0	53,8
5	ADRS-P-A	Adris grupa d. d.	146.655.950	3,6	57,4
6	INGR-R-A	Ingra d.d.	127.854.622	3,1	60,5
7	ERNT-R-A	Ericsson Nikola Tesla d.d.	123.498.264	3,0	63,5
8	JDPL-R-A	Jadroplov d.d.	120.373.151	3,0	66,5
9	INA-R-A	Ina d.d.	102.029.313	2,5	69,0
10	KOEI-R-A	Končar - elektroindustrija, d.d.	88.962.948	2,2	71,2
		Ostali	1.173.141.201	28,8	100,0
		<b>Ukupno</b>	<b>4.071.317.932</b>		

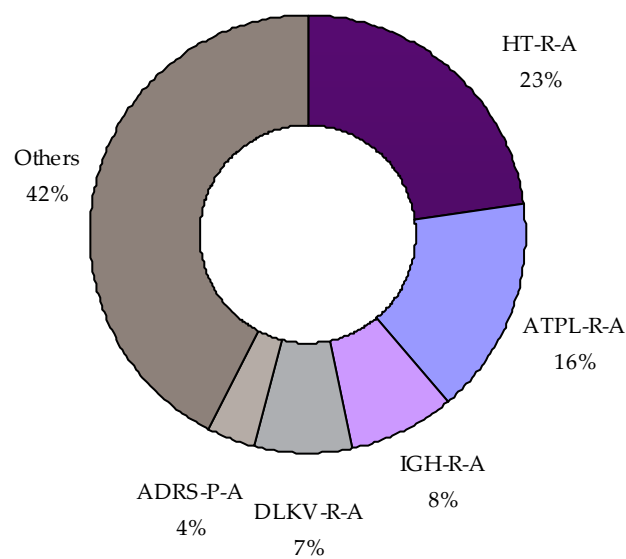


Chart 4: Structure of equity turnover

## 1.5. Stocks Performance

(All prices and turnover in Kunas, market capitalization in millions of Kunas)

	High	Low	Last	Date of last trade	Net change (%)	Volume	Turnover	Market capitalization
<b>Official Market</b>								
ATGR-R-A	561,00	318,24	513,00	30.6.2009	11,3	119.459	53.581.236	1.267,1
CROS-P-A	4.251,00	2.300,00	3.752,18	30.6.2009	-24,4	958	2.796.808	32,8
CROS-R-A	4.300,00	2.200,00	3.500,00	30.6.2009	10,7	3.749	11.962.401	1.076,6
HT-R-A	231,00	197,33	218,50	30.6.2009	9,7	4.270.180	925.462.893	17.892,6
IGH-R-A	4.569,99	1.421,02	3.700,00	30.6.2009	1,4	100.497	317.802.522	586,7
INA-R-A	1.621,99	960,00	1.364,00	30.6.2009	18,6	81.974	102.029.313	13.640,0
INGR-R-A	87,50	34,08	42,98	30.6.2009	-43,4	2.203.062	127.854.622	322,4
ISTT-R-A	355,00	260,11	291,14	30.6.2009	-17,8	23.742	7.554.254	1.361,1
MDKA-R-A	9.500,00	6.002,01	9.498,00	30.6.2009	6,7	286	2.475.890	286,8
MGMA-R-A	94,00	55,05	69,50	30.6.2009	-17,3	88.344	6.693.095	338,8
OPTE-R-A	69,99	39,00	44,00	15.6.2009	-34,1	10.658	574.298	124,1
PLVA-R-A	772,00	520,00	520,00	29.6.2009	-32,5	10.459	8.049.646	10.679,9
PODR-R-A	312,99	176,00	240,01	30.6.2009	-8,0	307.897	67.327.984	1.300,9
VART-R-1	65,05	29,90	32,09	30.6.2009	-52,4	287.718	9.234.886	61,6
VERN-R-A	82,00	52,08	69,69	30.6.2009	-13,7	84.339	5.786.678	128,6
VIRO-R-A	439,91	196,20	315,65	30.6.2009	-9,8	162.073	51.710.422	437,7
<b>Regular Market</b>								
ACI-R-A	6.000,00	2.747,00	3.350,00	30.6.2009	-57,6	584	1.847.340	372,1
ACM-R-A	100,00	100,00	100,00	12.2.2009	0,0	51	5.100	14,4
ADPL-R-A	59,00	32,00	46,00	30.6.2009	16,4	240.373	10.509.665	193,2
ADRS-P-A	285,00	133,00	222,94	30.6.2009	15,8	782.926	146.655.950	1.512,4
ADRS-R-A	300,00	142,00	268,89	30.6.2009	7,6	69.313	13.084.678	2.585,6
AGMM-R-A	1.406,00	1.000,50	1.000,50	5.6.2009	-28,5	457	559.980	41,4
AMDN-R-A	130,00	33,00	50,00	1.6.2009	-50,0	1.121	55.634	38,3
ARNT-R-A	119,96	42,00	42,00	29.6.2009	-16,0	7.766	596.023	91,7
ATLN-R-A	33,72	16,20	20,00	30.6.2009	-19,6	28.579	638.821	66,7
ATLS-R-A	38,95	24,12	30,00	29.6.2009	-23,0	14.075	419.900	57,1
ATPL-R-A	1.375,00	606,00	1.127,96	30.6.2009	63,7	764.380	660.768.873	1.574,1
AUHR-R-A	630,00	229,73	430,00	30.6.2009	-11,1	3.663	7.371.403	284,6
BD62-R-A	180,00	101,00	130,01	29.6.2009	-16,1	13.801	1.950.649	97,8
BDMR-R-A	3.500,00	1.200,00	3.500,00	10.6.2009	191,7	4	7.100	347,7
BLKL-R-A	130,00	130,00	130,00	8.5.2009	-13,3	1	130	64,9
BLSC-R-A	500,01	220,00	340,00	30.6.2009	-29,2	30.866	9.532.735	395,9
BLJE-R-A	114,98	59,00	83,70	30.6.2009	-16,3	161.673	12.775.349	687,6
BPBA-R-A	192,90	119,00	135,02	23.6.2009	-37,2	1.488	261.574	238,3
BRIK-R-A	144,99	139,95	139,95	23.3.2009	-6,7	295	41.411	56,1
BRIN-R-A	37,75	23,00	34,50	19.6.2009	-8,6	4.031	113.998	17,5
BRNK-R-A	140,00	123,00	123,00	22.4.2009	-2,5	105	14.318	16,3
BRST-R-A	137,94	50,00	126,99	19.6.2009	-9,3	9.792	531.994	21,9
BZJK-R-A	200,50	100,00	199,45	30.6.2009	14,0	803	127.830	40,9
CEBA-P-A	300,00	200,00	250,00	18.6.2009	-3,8	9.521	2.459.531	15,6
CEBA-R-A	310,00	190,00	260,00	23.6.2009	4,0	18.437	4.508.401	73,9
CHAG-R-A	415,00	400,00	400,00	14.5.2009	-42,9	504	206.290	48,2
CHBL-R-A	150,00	150,00	150,00	27.4.2009	0,0	98	14.700	43,2
CKML-R-A	3.500,00	2.250,00	3.000,00	24.6.2009	-10,3	2.821	7.072.418	315,0
CRAL-R-A	165,00	52,01	110,00	24.6.2009	-61,9	136	15.713	541,7
CRLR-R-A	3.318,00	2.800,00	3.300,00	30.6.2009	10,0	99	304.962	478,8
DDJH-R-A	70,00	27,72	52,99	30.6.2009	6,0	406.032	20.138.693	171,5
DDJM-R-A	490,00	302,00	480,00	10.6.2009	47,4	1.829	830.588	121,5
DIOK-R-A	194,97	100,00	142,00	30.6.2009	29,1	80.274	11.404.528	574,0
DKVS-R-A	59,98	38,00	46,15	30.6.2009	-7,7	1.271	58.904	48,6

	High	Low	Last	Date of last trade	Net change (%)	Volume	Turnover	Market capitalization
DLKV-R-A	494,98	220,00	390,00	30.6.2009	2,1	806.303	284.768.196	894,6
ELKL-R-A	369,89	249,99	300,00	23.6.2009	0,0	3.877	1.111.902	25,2
ELKP-R-A	750,00	660,00	660,00	29.6.2009	-12,1	43	29.691	59,3
ELPR-R-A	128,99	30,00	118,00	5.5.2009	8,3	424	22.864	39,5
ERNT-R-A	1.575,00	820,00	1.250,00	30.6.2009	4,2	98.002	123.498.264	1.664,6
EXPD-R-A	618,00	470,00	600,00	26.6.2009	50,0	266	158.153	86,4
FMPS-R-A	48,49	26,00	40,00	10.6.2009	-18,4	15.399	529.762	80,1
FNVC-R-A	289,99	110,00	157,00	30.6.2009	-45,4	2.580	472.461	97,0
FRNK-R-A	1.087,00	670,00	839,99	30.6.2009	-14,3	3.587	2.756.494	358,8
HBRL-R-A	110,00	56,00	110,00	29.6.2009	65,0	459	27.694	57,8
HBVD-R-A	134,62	70,00	70,00	29.5.2009	-48,0	4.119	389.463	20,0
HCRC-R-A	123,00	121,00	122,65	5.2.2009	-67,6	152	18.520	132,3
HDBK-R-A	89,99	60,00	64,00	16.6.2009	-41,8	1.388	85.296	113,0
HDEL-R-A	439,89	116,00	300,00	30.6.2009	63,3	124.822	34.466.759	187,2
HDUZ-R-A	501,50	450,00	501,02	22.5.2009	-0,1	70	33.550	133,9
HGSP-R-A	218,00	96,00	99,99	3.6.2009	-59,8	995	135.963	33,0
HIMR-R-A	286,84	162,50	194,00	18.6.2009	-19,2	2.897	577.970	123,4
HMAM-R-A	146,00	100,01	106,30	30.6.2009	-18,2	19.003	1.984.228	119,0
HMDN-R-A	68,98	35,00	68,98	27.5.2009	38,0	647	28.517	27,2
HMST-R-A	227,00	227,00	227,00	25.5.2009	-15,9	60	13.620	117,1
HOMS-R-A	14,88	7,50	10,00	8.5.2009	-33,3	2.167	19.863	2,4
HPB-R-A	2.898,00	1.982,00	1.982,00	16.6.2009	-32,8	117	270.544	1.053,7
HPDG-R-A	60,00	22,00	50,08	15.6.2009	35,2	2.006	67.293	18,3
HRBC-R-A	80,00	46,99	70,01	23.6.2009	25,0	143.413	8.182.080	70,9
HRBS-R-A	69,00	49,99	69,00	20.5.2009	72,5	863	44.055	13,0
HRDH-R-A	58,79	20,20	29,99	26.6.2009	-14,8	11.508	281.862	25,3
HTCP-R-A	110,00	70,01	110,00	4.6.2009	10,0	454	44.213	60,3
HTPK-R-A	118,00	65,00	90,20	26.6.2009	6,1	11.660	918.074	38,5
HUPZ-R-A	1.999,00	1.580,00	1.755,00	30.6.2009	17,0	14.510	26.246.077	869,8
HZDZ-R-A	188,00	71,00	188,00	27.5.2009	-0,5	174	12.939	29,1
HZVG-R-A	32,99	25,02	30,00	24.6.2009	-6,1	3.206	93.890	9,1
IMZV-R-A	250,25	133,00	186,00	17.6.2009	-36,9	840	172.058	41,9
INDG-R-A	747,00	450,00	590,00	30.6.2009	-18,1	9.582	5.586.853	267,2
IPKK-R-A	311,00	150,10	269,00	30.6.2009	15,2	47.290	10.535.760	192,4
IPKO-R-A	35,52	23,33	35,01	12.6.2009	-22,6	886	29.147	299,3
JAKT-R-A	48,00	20,00	22,00	24.3.2009	-26,7	673	14.960	17,4
JDBA-R-A	2.999,80	2.000,00	2.318,00	17.6.2009	1,2	1.183	2.860.653	277,3
JDGT-R-A	503,00	415,00	461,00	19.6.2009	0,2	3.125	1.442.353	56,7
JDKM-R-A	125,00	80,11	95,00	29.5.2009	-30,2	845	81.790	20,6
JDOS-R-A	3.550,00	2.000,00	2.600,00	23.6.2009	-29,7	1.694	4.201.942	325,0
JDPL-R-A	252,00	85,08	193,10	30.6.2009	44,8	750.398	120.373.151	316,0
JDRA-R-A	602,00	350,02	400,00	23.6.2009	-42,9	2.988	1.283.944	133,0
JDTC-R-A	220,00	220,00	220,00	14.5.2009	-26,4	14	3.080	31,2
JMNC-R-A	40.000,00	21.000,00	39.999,00	27.5.2009	-1,0	41	1.257.728	885,0
JNAF-R-A	2.500,00	1.105,21	2.000,07	30.6.2009	53,7	11.188	20.090.741	1.485,7
KABA-R-A	110,00	71,00	80,60	30.6.2009	-27,4	25.873	2.348.213	107,9
KBZ-R-A	210,00	165,00	210,00	20.5.2009	21,4	14.129	2.375.838	391,8
KNZM-R-A	163,19	70,60	120,00	29.6.2009	-25,5	81.113	9.755.579	2.724,3
KODT-P-A	2.000,00	931,00	1.521,00	18.6.2009	20,7	1.378	1.752.290	46,7
KODT-R-A	2.197,99	1.000,00	2.030,00	30.6.2009	56,2	1.387	1.972.768	197,1
KOEL-R-A	464,99	161,63	390,00	30.6.2009	-2,3	269.630	88.962.948	1.003,1
KOES-R-A	490,00	489,00	489,00	8.6.2009	-0,2	30	14.690	63,7
KOKA-R-A	200,00	140,00	200,00	21.5.2009	-50,0	79.942	11.214.905	180,6
KORF-R-A	53,39	20,22	42,17	30.6.2009	11,0	1.374.669	40.880.623	342,1
KOSK-P-A	100,00	90,00	90,00	7.5.2009	0,0	365	32.870	3,7
KRAS-R-A	370,05	205,05	313,90	30.6.2009	-0,3	49.381	13.746.782	431,2
KSST-R-A	350,00	200,00	350,00	20.4.2009	59,1	27	7.800	39,8
KTJV-R-A	59,00	45,00	45,50	30.6.2009	13,8	924	43.167	260,6

	High	Low	Last	Date of last trade	Net change (%)	Volume	Turnover	Market capitalization
LANO-R-A	13,89	11,00	13,08	28.5.2009	-5,9	2.963	38.615	204,0
LCDS-R-A	42,69	35,05	36,02	26.6.2009	2,8	11.938	432.238	91,2
LEDO-R-A	5.590,00	2.500,00	4.519,00	30.6.2009	-13,0	11.339	49.234.706	994,9
LKPC-R-A	1.649,00	660,01	1.330,00	30.6.2009	2,3	34.963	41.034.613	296,1
LKRI-R-A	309,00	79,00	208,00	30.6.2009	38,6	77.111	13.757.448	1.243,9
LLRB-R-A	199,00	110,00	199,00	4.5.2009	13,8	5.244	1.002.036	25,3
LPLH-R-A	225,00	67,65	152,17	30.6.2009	49,2	21.384	2.814.320	100,8
LRH-R-A	2.500,00	880,00	2.070,00	30.6.2009	85,7	11.108	14.531.353	626,5
LURA-R-A	350,00	199,99	333,00	23.6.2009	-4,9	2.651	652.071	999,0
LVCV-R-A	348,00	250,01	264,00	30.6.2009	-15,9	30.900	9.473.860	126,2
MAIS-R-A	87,99	55,00	68,45	30.6.2009	-10,5	51.419	3.830.646	702,1
MIV-R-A	3.010,00	1.875,00	2.230,00	15.6.2009	-24,4	1.081	2.425.111	33,5
MLNR-R-A	620,00	400,00	555,00	29.6.2009	-22,9	816	374.104	108,5
MLNR-R-B	1.399,50	1.399,50	1.399,50	26.5.2009	3,9	1	1.400	84,0
MMBA-R-A	1.315,03	1.315,00	1.315,00	21.1.2009	-1,9	26	34.191	420,5
MNDS-R-A	329,97	329,97	329,97	15.5.2009	-16,3	2	660	7,9
MTC-R-A	105,00	105,00	105,00	22.1.2009	1,0	5	525	6,6
NVBA-R-A	280,00	225,00	225,00	8.5.2009	-19,6	160	44.525	34,1
PBZ-R-A	618,00	274,00	530,00	30.6.2009	22,8	45.127	19.245.163	10.109,6
PDBA-R-A	540,00	360,01	403,01	30.6.2009	-14,3	1.730	776.015	269,5
PIKR-R-A	178,00	105,00	178,00	15.6.2009	9,2	1.155	137.907	41,6
PIVK-R-A	300,03	250,00	300,03	27.5.2009	0,0	324	92.837	95,2
PKMI-R-A	350,00	300,00	350,00	30.6.2009	2,9	545	175.500	33,6
PLAG-R-A	1.499,00	1.100,00	1.220,08	23.6.2009	-18,1	1.869	2.087.881	666,6
PLCH-R-A	180,00	130,00	180,00	29.5.2009	38,5	31	4.280	22,8
PLJK-R-A	100,00	70,00	100,00	30.6.2009	51,5	1.380	103.983	105,6
PRFC-R-A	27,77	12,05	17,00	30.6.2009	-10,6	65.699	1.084.727	66,5
PTKM-R-A	174,99	57,17	125,00	30.6.2009	15,2	486.336	53.411.127	417,6
PUNT-R-A	1,69	0,51	0,99	30.6.2009	1,0	231.574	236.325	2,6
QUNE-R-A	95,00	80,00	93,49	25.2.2009	2,7	2.970	277.761	210,9
RIBA-R-A	428,00	210,00	350,00	30.6.2009	16,7	29.921	9.077.625	5.944,5
RIVP-R-A	220,00	120,01	180,00	30.6.2009	4,0	106.351	19.280.827	657,6
RIZO-R-A	370,00	250,00	299,87	19.5.2009	-23,1	370	119.997	112,2
RVTR-R-A	499,99	499,99	499,99	10.6.2009	-9,1	70	34.999	56,6
SAPN-R-A	206,25	101,03	116,01	18.6.2009	-43,8	657	88.020	76,4
SDBA-R-A	199,50	149,98	187,99	13.5.2009	-5,8	10.354	1.715.218	88,7
SLDM-R-A	69,90	33,51	69,90	4.6.2009	121,9	101.744	6.589.848	365,0
SLMK-R-A	13,50	13,50	13,50	28.5.2009	8,0	13	176	4,9
SLPF-R-A	47,00	30,00	40,00	30.6.2009	-24,5	130.606	5.123.956	133,9
SLRS-R-A	251,00	168,01	218,12	24.6.2009	9,1	854	185.828	134,7
SLTK-R-A	1.500,00	899,50	1.500,00	31.3.2009	66,8	12	16.199	16,0
SMNS-R-A	749,00	400,00	489,00	26.6.2009	8,2	2.000	1.222.217	462,5
SNBA-R-A	168,00	96,00	115,00	30.6.2009	2,6	310.729	37.817.131	105,7
SPVA-R-A	108,51	37,01	108,51	1.6.2009	-28,1	301	30.419	30,0
SSNC-P-A1	1.607,53	1.600,00	1.600,00	2.3.2009	-20,0	197	316.081	29,1
SSNC-R-A	2.000,00	2.000,00	2.000,00	22.5.2009	33,3	1	2.000	270,9
STBA-R-A	1.480,00	1.450,00	1.480,00	20.2.2009	3,4	205	302.200	7.273,1
SUNH-R-A	45,99	25,00	36,01	30.6.2009	-9,7	39.931	1.366.651	263,3
TDZ-R-A	2.300,00	2.300,00	2.300,00	16.6.2009	0,0	306	703.800	747,1
TEP-R-A	35,00	21,01	35,00	15.6.2009	34,6	2.079	48.668	13,2
THMT-R-A	183,82	140,00	140,00	15.6.2009	-31,7	164	24.717	37,6
THNK-R-A	2.499,00	1.005,00	1.848,99	30.6.2009	-3,9	19.024	34.665.543	350,3
TISK-R-A	380,00	202,02	257,96	30.6.2009	-14,9	69.057	19.551.448	615,6
TKPR-R-A	1.000,00	700,00	940,00	30.6.2009	17,5	1.661	1.369.312	76,9
TLM-R-A	74,99	25,00	54,99	1.6.2009	-26,7	2.386	125.485	101,2
TNKC-R-A	1.700,00	1.300,00	1.700,00	27.5.2009	13,0	15	19.900	58,1
TNPL-R-A	2.499,00	1.055,00	1.999,90	30.6.2009	51,1	12.761	21.450.824	1.252,7
TNSA-R-A	3.986,00	2.880,00	3.559,00	30.6.2009	-3,8	970	3.263.852	102,3

	High	Low	Last	Date of last trade	Net change (%)	Volume	Turnover	Market capitalization
TOZ-R-A	449,85	210,00	430,00	29.6.2009	43,3	23.042	8.989.921	86,0
TUHO-R-A	705,03	510,09	565,00	29.6.2009	-20,0	1.394	880.193	223,0
ULPL-R-A	989,00	412,21	700,00	30.6.2009	29,6	114.414	73.946.736	406,0
ULJN-R-A	199,99	94,97	161,00	30.6.2009	46,4	3.519	452.351	360,0
UNPP-R-A	1.200,00	1.051,00	1.200,00	29.6.2009	-20,0	33	35.428	23,1
VDKT-R-A	478,99	186,16	311,50	30.6.2009	3,7	100.710	33.520.064	142,3
VIS-R-A	39,99	30,00	37,05	19.6.2009	-19,4	2.874	102.660	19,2
VJSN-R-A	80,00	28,01	31,78	30.6.2009	-68,2	24.605	1.581.037	33,7
VLBT-R-A	6,00	3,00	6,00	20.5.2009	100,0	20.363	63.600	20,4
VLDS-R-A	37,00	12,00	21,07	30.6.2009	-27,3	708.755	15.071.857	56,9
VLEN-R-B	11,60	11,00	11,00	29.5.2009	-5,2	1.372	15.534	136,5
VLHO-R-A	35,80	25,00	28,15	30.6.2009	-14,7	127.787	3.937.772	187,0
ZABA-R-A	238,99	119,00	194,00	30.6.2009	7,7	182.655	32.310.987	12.425,4
ZAPI-R-A	4.000,00	2.000,00	3.979,90	30.6.2009	37,2	19.519	51.899.819	2.469,3
ZDNK-R-A	31,00	10,54	25,00	1.6.2009	17,4	6.679	117.478	11,5
ZLAR-R-A	79,95	50,00	62,50	29.6.2009	-25,2	1.818	115.251	34,5
ZLTO-R-A	100,00	90,00	100,00	26.6.2009	42,8	682	65.129	35,8
ZPKL-R-A	400,00	400,00	400,00	3.3.2009	-20,0	56	22.400	113,5
ZTNJ-R-A	280,00	62,11	200,00	30.6.2009	-75,5	869	151.518	41,1
ZVCV-R-A	147,00	75,00	99,00	30.6.2009	-4,9	7.657	767.972	30,5
ZVZD-R-A	5.500,00	2.700,00	3.800,00	30.6.2009	0,0	2.236	8.176.438	381,0
<b>Parallel market</b>								
ADBK-R-A	300,00	300,00	300,00	4.5.2009	-14,3	50	15.000	18,0
AHRV-R-A	400,00	400,00	400,00	16.1.2009	0,0	13	5.200	8,5
ATPT-R-A	810,00	735,00	810,00	13.3.2009	9,8	177	131.145	28,5
BCIN-R-A	294,98	185,00	190,50	26.6.2009	-20,6	9.588	1.864.210	31,7
BDSS-R-A	208,00	110,63	190,00	9.6.2009	74,3	644	98.261	70,7
BRBA-P-A	3.950,00	2.012,13	3.000,00	10.6.2009	-26,8	14	33.871	7,6
CNMR-R-A	105,00	40,01	40,01	30.4.2009	-61,9	100	7.251	9,8
CROR-R-A	150,00	120,00	120,00	18.6.2009	-17,1	65	9.468	13,7
DRMC-R-A	100,00	100,00	100,00	16.1.2009	0,0	213	21.300	4,3
DSNE-R-A	490,00	350,00	350,00	28.5.2009	-28,6	523	242.970	24,8
EHOS-R-A	7.300,00	6.899,00	6.899,00	8.6.2009	-2,1	142	1.034.797	2.104,3
GFZK-R-A	99,00	99,00	99,00	16.6.2009	-67,0	62	6.138	9,2
GIPK-R-A	1.100,00	1.100,00	1.100,00	13.3.2009	-45,0	1	1.100	86,8
HEMR-R-A	160,00	160,00	160,00	5.6.2009	-5,9	110	17.600	1,8
HSPT-R-A	19,50	19,50	19,50	1.6.2009	0,0	10	195	2,0
IGML-R-A	250,00	250,00	250,00	13.5.2009	0,0	33	8.250	43,7
INFS-R-A	285,00	259,99	259,99	6.4.2009	-34,3	81	22.785	13,9
IVNC-R-A	145,00	145,00	145,00	29.4.2009	0,0	1.184	171.680	3,4
KMKA-R-A	250,00	235,00	235,00	28.4.2009	-33,8	823	200.905	22,4
KODS-R-A	38,00	36,00	36,00	15.1.2009	-10,0	527	19.082	3,8
KOSN-P-A	900,00	900,00	900,00	19.5.2009	-25,0	135	121.500	23,7
KOSN-R-A	1.000,00	900,00	900,00	28.5.2009	-43,4	406	365.817	35,3
KOTR-P-A	625,78	625,78	625,78	21.4.2009	-16,0	40	25.031	17,0
KOVA-P-A	450,00	450,00	450,00	13.1.2009	0,0	25	11.250	7,4
LKZD-R-A	300,00	300,00	300,00	14.4.2009	0,0	55	16.500	31,9
LMPR-R-A	90,00	90,00	90,00	9.3.2009	0,0	5.799	521.910	6,4
LVRG-R-A	1.700,00	1.300,00	1.600,00	28.5.2009	-5,9	338	483.219	112,3
MDSP-R-A	65,00	50,00	50,00	3.6.2009	-23,1	149	7.990	3,1
MIVA-R-A	200,00	200,00	200,00	16.6.2009	-66,7	110	22.000	13,0
MKTL-R-A	150,00	150,00	150,00	26.6.2009	0,0	190	28.500	10,1
MLDN-R-A	70,53	70,01	70,53	12.5.2009	-32,2	120	8.430	6,8
MMTZ-R-A	16.000,00	10.100,00	15.500,00	2.6.2009	6,2	110	1.344.703	124,4
OTPZ-R-A	820,00	800,00	820,00	10.3.2009	2,5	111	90.020	56,1
PSMR-R-A	430,00	365,00	430,00	29.6.2009	7,5	497	201.078	10,0
PZC-R-A	1.801,00	1.800,00	1.800,00	13.3.2009	-0,1	71	127.801	89,1

	High	Low	Last	Date of last trade	Net change (%)	Volume	Turnover	Market capitalization
SEM-R-A	129,00	80,00	80,00	13.5.2009	-38,0	250	29.800	25,5
SLAX-R-A	12,00	12,00	12,00	23.2.2009	0,0	300	3.600	1,1
SLGA-R-A	10,00	2,25	2,50	15.6.2009	-75,0	26.195	74.417	0,9
SLTR-R-A	50,00	50,00	50,00	20.3.2009	0,0	213	10.650	4,0
SM86-R-A	359,49	300,00	319,98	28.5.2009	-11,0	229	78.209	43,7
SNHO-R-A	114,99	59,99	86,01	30.6.2009	6,2	45.830	3.669.979	233,9
SPPL-R-A	58,00	58,00	58,00	19.2.2009	-0,9	20	1.160	10,9
STTS-R-A	160,00	160,00	160,00	29.1.2009	0,0	114	18.240	4,8
TIMT-R-A	100,00	90,00	100,00	24.6.2009	11,1	584	57.040	28,5
TNER-R-A	129,97	129,97	129,97	5.5.2009	0,0	12.000	1.559.640	10,1
TSHC-R-A	7.500,00	6.000,00	7.500,00	9.6.2009	7,1	44	299.000	101,6
VLVI-R-A	3.000,09	1.101,00	1.101,00	4.6.2009	-75,5	20	53.616	12,3
VSK-R-A	99,90	99,90	99,90	24.4.2009	0,0	76	7.592	112,2

## 1.6. Bonds performance

(All prices in % of par value, turnover in Kunas)

	High	Low	Last	Date of last trade	Volume	Turnover
<b>Regular trades</b>						
FNOI-D-097A	97,91	96,87	97,91	9.4.2009	4.016	147.595
FNOI-D-101A	93,53	93,11	93,53	9.4.2009	2.765	97.597
FNOI-D-107A	89,56	89,41	89,41	9.4.2009	2.765	93.747
FNOI-D-111A	86,09	85,42	85,42	9.4.2009	2.765	89.990
FNOI-D-117A	82,80	81,66	81,66	9.4.2009	2.765	86.434
FNOI-D-121A	79,59	78,01	78,01	9.4.2009	2.765	82.970
FNOI-D-127A	76,54	74,55	74,55	9.4.2009	4.929	142.246
FNOI-D-131A	73,57	71,22	71,22	9.4.2009	2.765	76.486
FNOI-D-137A	70,77	68,09	68,09	9.4.2009	2.765	73.476
FNOI-D-141A	68,02	65,04	65,04	9.4.2009	2.765	70.527
FNOI-D-147A	65,43	62,18	62,18	9.4.2009	2.765	67.751
FNOI-D-151A	62,89	59,40	59,40	9.4.2009	2.765	65.035
FNOI-D-157A	60,49	42,99	42,99	18.6.2009	3.383	72.342
FNOI-D-161A	58,15	40,06	40,06	18.6.2009	3.383	69.174
FNOI-D-167A	55,92	37,36	37,36	18.6.2009	3.383	66.180
FNOI-D-171A	53,75	49,53	49,53	9.4.2009	2.765	55.293
FNOI-D-177A	51,70	47,35	47,35	9.4.2009	3.598	69.421
FNOI-D-181A	49,69	45,23	45,23	9.4.2009	3.598	64.219
FNOI-D-187A	47,80	43,24	43,24	9.4.2009	2.765	48.983
FNOI-D-191A	45,94	41,31	41,31	9.4.2009	2.765	47.018
FNOI-D-197A	44,19	39,49	39,49	9.4.2009	2.765	45.170
GDZD-O-119A	98,00	98,00	98,00	23.1.2009	1.000	7.257
HOTR-O-941A	100,00	100,00	100,00	19.3.2009	50.000	50.000
INGR-O-11CA	80,00	80,00	80,00	21.1.2009	50.000	40.000
MTEL-O-097A	99,63	99,63	99,63	12.6.2009	1.650.000	1.643.895
NEXE-O-116A	90,60	86,00	90,60	28.4.2009	14.900.000	13.292.400
OPTE-O-142A	66,00	66,00	66,00	9.4.2009	60.000	39.599
PODR-O-115A	86,50	85,00	86,50	16.2.2009	240.000	207.000
RHMF-O-103A	98,00	98,00	98,00	11.3.2009	168.000	164.640
RHMF-O-125A	101,00	97,00	100,70	18.5.2009	1.524.350	11.196.632
RHMF-O-137A	86,05	86,05	86,05	3.2.2009	2.000.000	1.721.000
RHMF-O-142A	94,50	93,00	94,50	19.6.2009	2.206.000	15.289.467
RHMF-O-19BA	90,00	88,75	89,10	24.6.2009	5.820.000	38.150.766
<b>Total</b>					<b>28.734.342</b>	<b>83.434.308</b>

	High	Low	Last	Date of last trade	Volume	Turnover
<b>Reported trades</b>						
RHMF-O-137A	86,80	86,50	86,80	29.1.2009	30.000.000	25.972.500
RHMF-O-157A	84,67	84,50	84,67	31.3.2009	3.000.000	18.936.784
RHMF-O-15CA	85,50	84,80	85,50	8.6.2009	25.000.000	21.245.000
RHMF-O-172A	80,60	80,50	80,60	29.6.2009	20.000.000	16.110.000
RHMF-O-19BA	90,00	89,95	90,00	7.1.2009	1.000.000	6.625.216
<b>Total</b>					<b>79.000.000</b>	<b>88.889.500</b>
<b>Institutional trades</b>						
GDRI-O-167A	91,62	90,93	91,62	3.2.2009	960.000	6.460.575
HEP-O-13BA	92,00	67,00	92,00	31.3.2009	7.070.000	5.636.900
HEP-O-17CA	98,01	85,00	98,00	26.3.2009	146.700.000	143.122.027
HOTR-O-941A	99,00	97,50	98,00	30.3.2009	4.920.000	4.820.000
INGR-O-11CA	80,00	80,00	80,00	28.1.2009	3.275.000	2.620.000
JDGL-O-126A	98,74	98,72	98,74	6.3.2009	41.000.000	40.477.550
JRLN-O-12AA	97,26	97,24	97,26	3.2.2009	60.904.000	59.229.140
NEXE-O-116A	86,00	82,00	86,00	16.6.2009	31.650.000	27.133.000
OIV-O-14BA	99,25	99,23	99,25	3.2.2009	6.000.000	5.954.160
OPTE-O-142A	70,03	65,00	65,00	4.3.2009	5.550.000	3.830.330
PODR-O-115A	88,60	78,00	88,60	5.6.2009	24.487.500	20.263.925
RBA-O-112A	84,00	84,00	84,00	13.3.2009	6.000.000	5.040.000
RHMF-O-103A	99,30	95,30	96,48	5.6.2009	43.000.000	41.884.575
RHMF-O-125A	101,40	94,80	97,30	30.6.2009	56.841.950	415.347.728
RHMF-O-137A	93,72	84,35	84,35	30.3.2009	49.500.000	44.849.550
RHMF-O-142A	99,21	91,00	91,70	30.6.2009	45.807.300	326.762.934
RHMF-O-157A	91,05	84,00	87,55	19.5.2009	20.880.000	135.471.967
RHMF-O-15CA	91,55	84,15	84,50	4.6.2009	12.908.253	10.972.140
RHMF-O-172A	84,53	80,25	80,70	30.6.2009	25.000.000	20.297.280
RHMF-O-19BA	96,55	84,00	87,00	19.6.2009	46.023.000	310.578.979
RPRO-O-181A	99,85	99,82	99,85	3.2.2009	186.000.000	185.690.000
<b>Total</b>					<b>824.477.003</b>	<b>1.816.442.759</b>
<b>BONDS TOTAL</b>					<b>932.211.345</b>	<b>1.988.766.567</b>

## 1.7. Rights performance

(All prices in % of par value, turnover in Kunas)

	High	Low	Last	Date of last trade	Volume	Turnover
RHMF-A-A	250,00	100,00	170,00	8.5.2009	15.510.813	23.440.142
RHMJ-A-A	222,22	100,00	180,00	6.5.2009	1.319.181	2.114.191

## 1.8. Commercial papers performance

(All prices in % of par value, turnover in Kunas)

	High	Low	Last	Date of last trade	Volume	Turnover
<b>Regular trades</b>						
DIMS-M-928A	96,94	96,94	96,94	30.3.2009	2.500.000	2.423.500
DLKV-M-937A	98,11	95,41	98,11	23.6.2009	1.553.720	1.489.819
IGH-M-926A	95,67	95,67	95,67	19.2.2009	1.800.000	1.722.096
<b>Total</b>					<b>5.853.720</b>	<b>5.635.415</b>
<b>Institutional trades</b>						
DLKV-M-937A	94,78	94,78	94,78	9.1.2009	921.302	873.238
INGR-M-934A	95,18	95,18	95,18	7.1.2009	682.984	650.037
KSIN-M-911A	98,15	98,12	98,15	3.2.2009	44.340.000	43.512.911
MDKA-M-941A	91,95	91,93	91,95	3.2.2009	6.000.000	5.516.180
MSAN-M-936A	94,91	94,91	94,91	7.1.2009	245.782	233.267
ZGMN-M-950A	91,02	90,04	91,02	3.2.2009	15.000.000	13.603.150
<b>Total</b>					<b>67.190.068</b>	<b>64.388.783</b>
<b>TOTAL COMMERCIAL BILLS</b>					<b>73.043.788</b>	<b>70.024.197</b>



## 1.9. Top 10 Members by Equity Turnover

Rank	Member	Equity turnover (HRK)	Market share (%)
1	Erste vrijednosni papiri d.o.o.	1.050.018.689	12,90
2	Privredna banka Zagreb d.d.	908.625.110	11,16
3	HITA vrijednosnice d.d.	649.124.878	7,97
4	Fima vrijednosnice d.o.o.	574.241.099	7,05
5	Interkapital vrijednosni papiri d.o.o.	548.906.736	6,74
6	Zagrebačka banka d.d.	391.600.363	4,81
7	Prva Generacija d.o.o	368.203.268	4,52
8	Abacus brokeri d.d.	321.039.277	3,94
9	Auctor d.o.o.	314.159.407	3,86
10	Raiffeisenbank Austria d.d.	287.563.315	3,53

## 1.10. Top 10 Members by Bond Turnover

Rank	Member	Bonds turnover (HRK)	Market share (%)
1	Interkapital vrijednosni papiri d.o.o.	246.742.655	60,62
2	Agram brokeri d.d.	46.793.860	11,50
3	Era kapital d.o.o.	38.656.560	9,50
4	Raiffeisenbank Austria d.d.	26.932.790	6,62
5	Auctor d.o.o.	14.746.306	3,62
6	TO ONE brokeri d.o.o	7.500.911	1,84
7	I.C.F. d.o.o.	6.134.277	1,51
8	Erste vrijednosni papiri d.o.o.	4.595.105	1,13
9	Hypo Alpe-Adria-Bank d.d.	4.084.731	1,00
10	EA Sistem d.o.o.	1.722.096	0,42

## 1.11. Top 10 Members by Total Turnover

Rank	Member	Total turnover (HRK)	Market share (%)
1	Erste vrijednosni papiri d.o.o.	1.054.613.793	12,34
2	Privredna banka Zagreb d.d.	909.035.782	10,63
3	Interkapital vrijednosni papiri d.o.o.	795.649.391	9,31
4	HITA vrijednosnice d.d.	649.206.843	7,59
5	Fima vrijednosnice d.o.o.	574.416.596	6,72
6	Zagrebačka banka d.d.	392.974.602	4,60
7	Prva Generacija d.o.o	368.203.268	4,31
8	Auctor d.o.o.	328.905.712	3,85
9	Abacus brokeri d.d.	321.525.034	3,76
10	Raiffeisenbank Austria d.d.	314.496.106	3,68

## 1.12. Best performing stocks

(All prices in Kunas)

Symbol	Issuer	Second half of 2008.	First half of 2009.	%
BDMR-R-A	Brodmerkur d.d.	1.200,00	3.500,00	191,67
SLDM-R-A	Slobodna Dalmacija d.d.	31,50	69,90	121,90
VLBT-R-A	Velebit, zatvoreni investicijski fond, d.d.	3,00	6,00	100,00
LRH-R-A	Liburnia riviera hoteli d. d.	1.115,00	2.070,00	85,65
BDSS-R-A	Brodospas d.d.	109,00	190,00	74,31
HRBS-R-A	Herbos d.d.	40,01	69,00	72,46
SLTK-R-A	Slavonijatekstil d.d.	899,50	1.500,00	66,76
HBRL-R-A	Hoteli Brela d.d.	66,66	110,00	65,02
ATPL-R-A	Atlantska plovidba d.d.	688,99	1.127,96	63,71
HDEL-R-A	Hidroelektra niskogradnja d.d.	183,72	300,00	63,29

## 1.13. Under performing stocks

(All prices in Kunas)

Symbol	Issuer	Second half of 2008.	First half of 2009.	%
VLVI-R-A	Vinoplod-vinarija d.d.	4.500,00	1.101,00	-75,53
ZTNJ-R-A	Žitnjak d.d.	815,00	200,00	-75,46
SLGA-R-A	Sloga d.d.	10,00	2,50	-75,00
VJSN-R-A	Vjesnik d.d.	100,00	31,78	-68,22
HCRC-R-A	Hoteli Croatia d.d.	379,00	122,65	-67,64
GFZK-R-A	Geofizika d.d.	300,01	99,00	-67,00
MIVA-R-A	Vajda d.d.	600,00	200,00	-66,67
CRAL-R-A	Croatia airlines d.d.	289,00	110,00	-61,94
CNMR-R-A	Cenmar d.d.	105,00	40,01	-61,90
HGSP-R-A	HG Spot d.d.	249,00	99,99	-59,84

## 1.14. Financial Ratios

(Price, earnings and dividend in Kunas)

Symbol	Price	EPS	P/E	Dividend	Dividend Yield
<b>Official Market</b>					
ATGR-R-A	513,00	27,84	18,43	7,00	1,4%
CROS-P-A*	3.752,18	-	-	112,00	3,0%
CROS-R-A*	3.500,00	208,62	16,78	112,00	3,2%
HT-R-A	218,50	28,21	7,75	29,99	13,7%
IGH-R-A*	3.700,00	454,03	8,15	75,00	2,0%
INA-R-A	1.364,00	-109,90	-12,41	0,00	0,0%
INGR-R-A*	42,98	1,62	26,53	250,00	581,7%
ISTT-R-A	291,14	0,24	1.213,08	0,00	0,0%
MDKA-R-A	9.498,00	452,05	21,01	0,00	0,0%
MGMA-R-A	69,50	-18,75	-3,71	0,00	0,0%
OPTE-R-A	44,00	-40,00	-1,10	0,00	0,0%
PLVA-R-A	520,00	-13,23	-39,30	0,00	0,0%
PODR-R-A	240,01	8,41	28,54	0,00	0,0%
VART-R-1	32,09	-33,54	-0,96	0,00	0,0%
VERN-R-A	69,69	-20,47	-3,40	0,00	0,0%
VIRO-R-A	315,65	1,70	185,68	0,00	0,0%

\* CROS-P-A, CORS-R-A, IGH-R-A and INGR-R-A dividend is for 2007, while for others shares is for 2008

## 2. Prices and Volumes for the Most Active Stocks

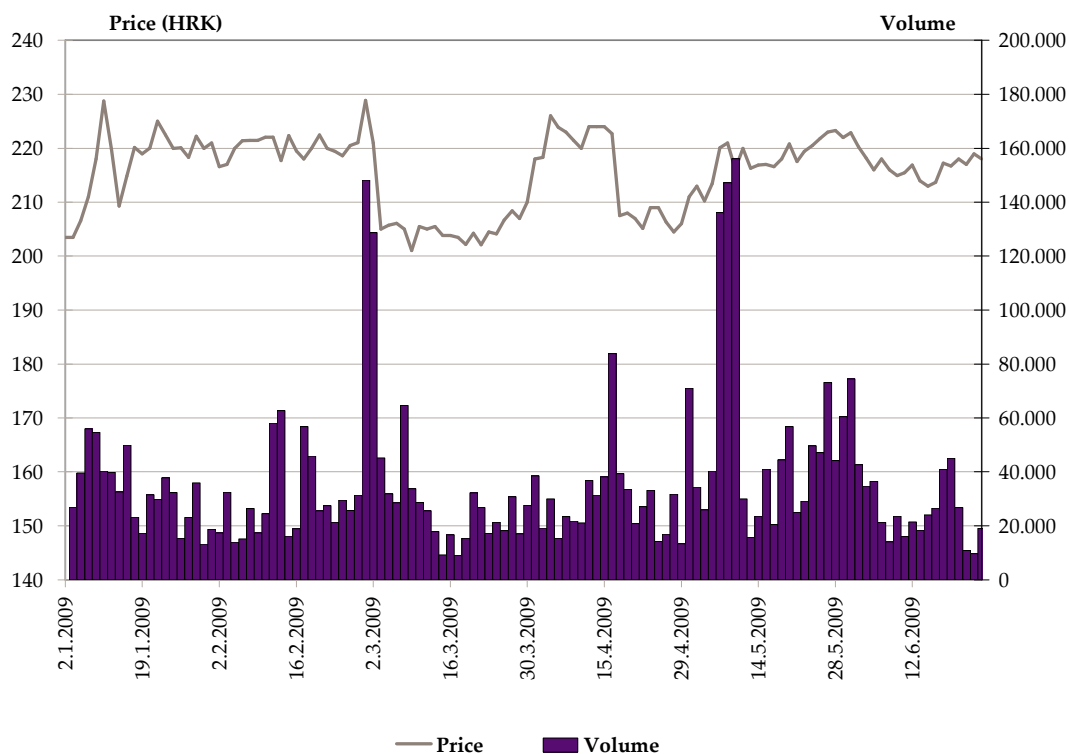


Chart 5: HT d.d.

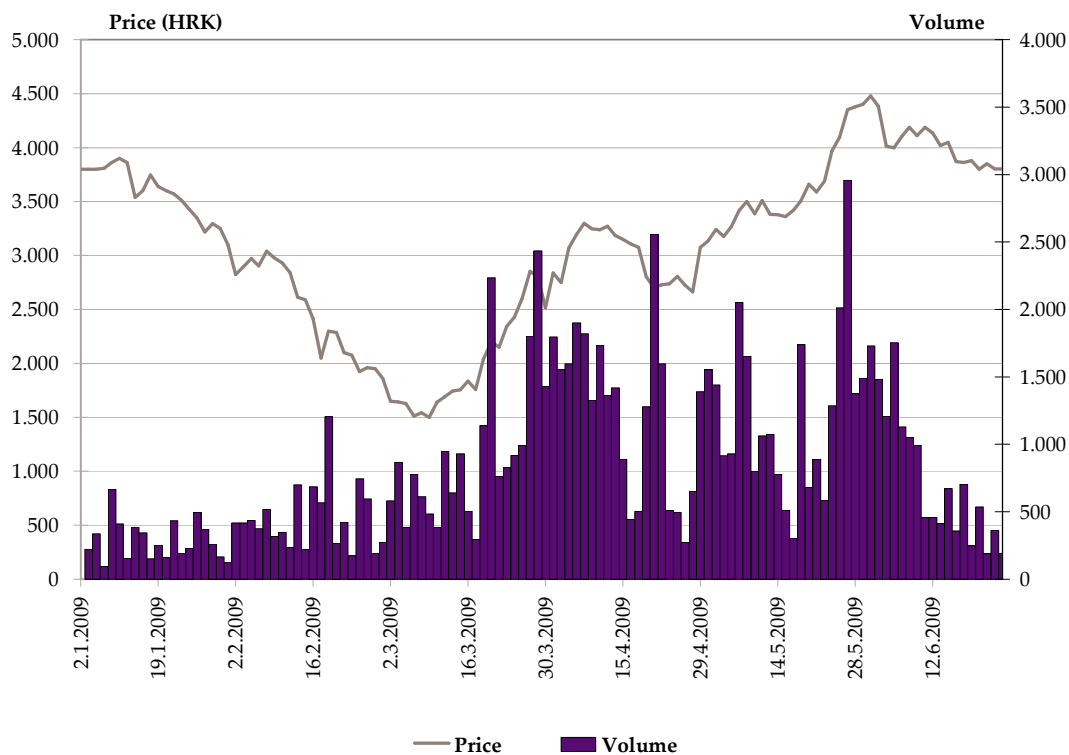


Chart 6: Institut građevinarstva Hrvatske d.d.

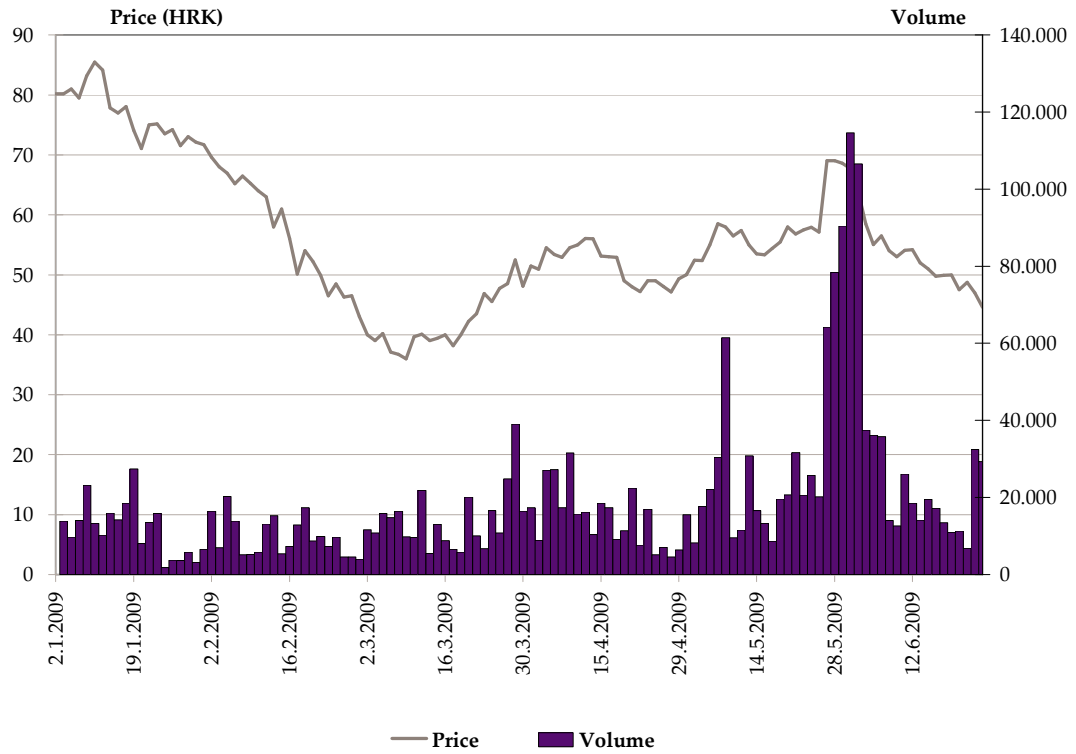


Chart 7: INGRA d.d.

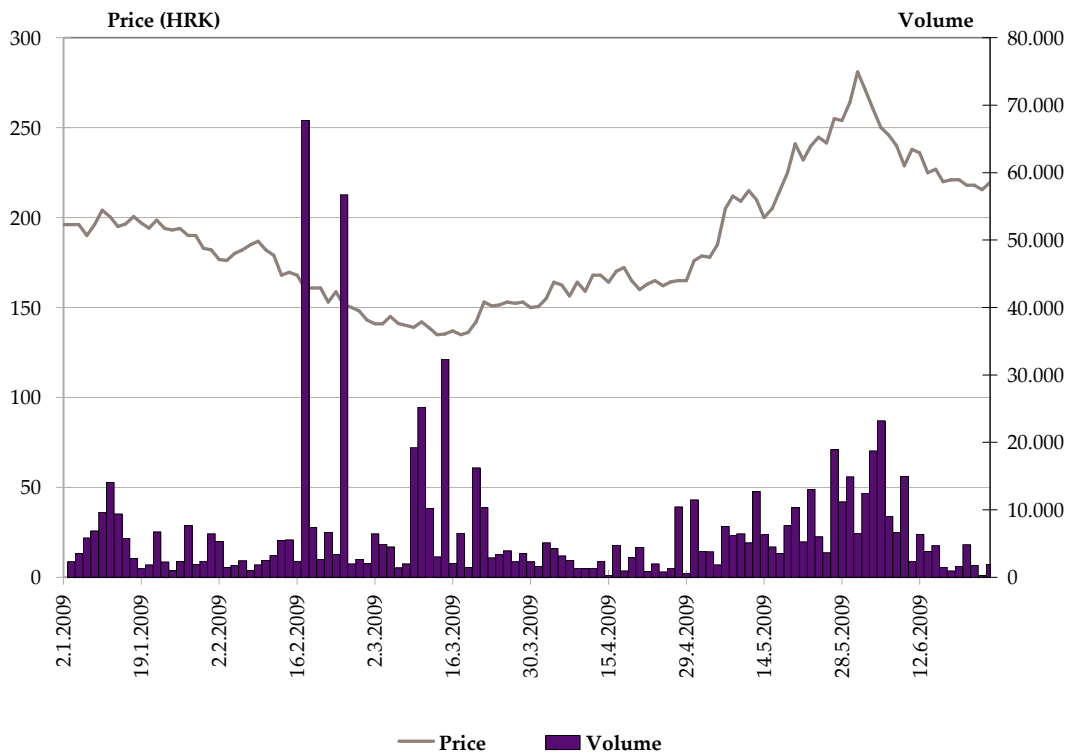


Chart 8: ADRIS GRUPA d.d. povlaštene dionice

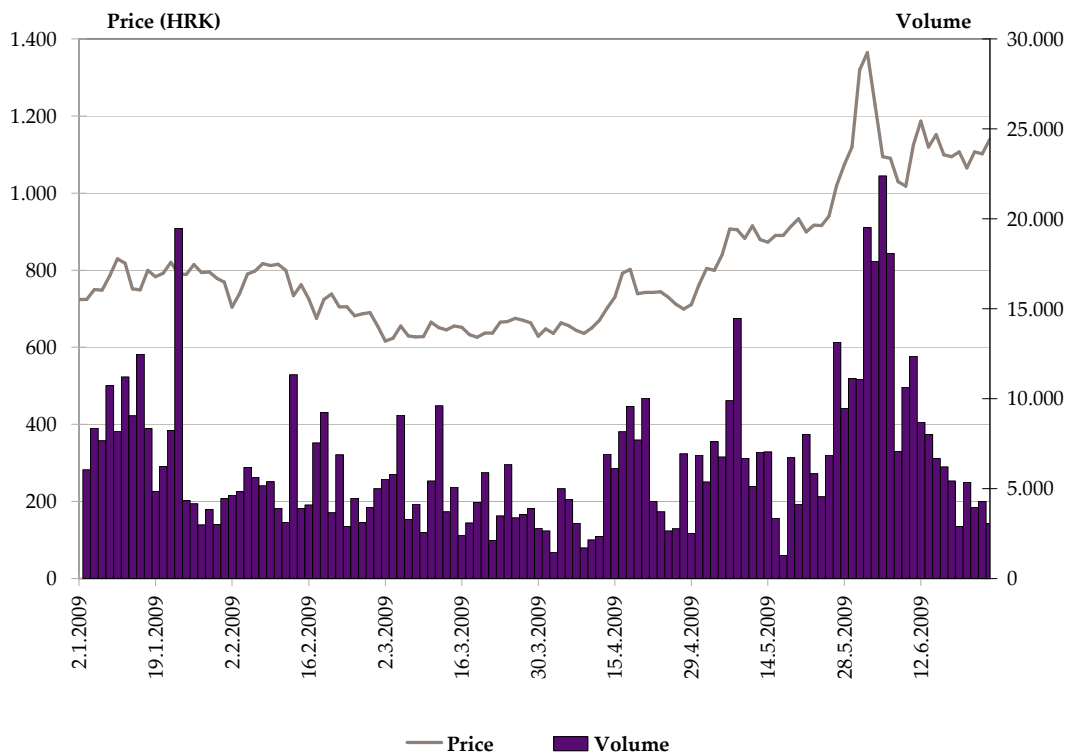


Chart 9: Atlantska plovidba d.d.

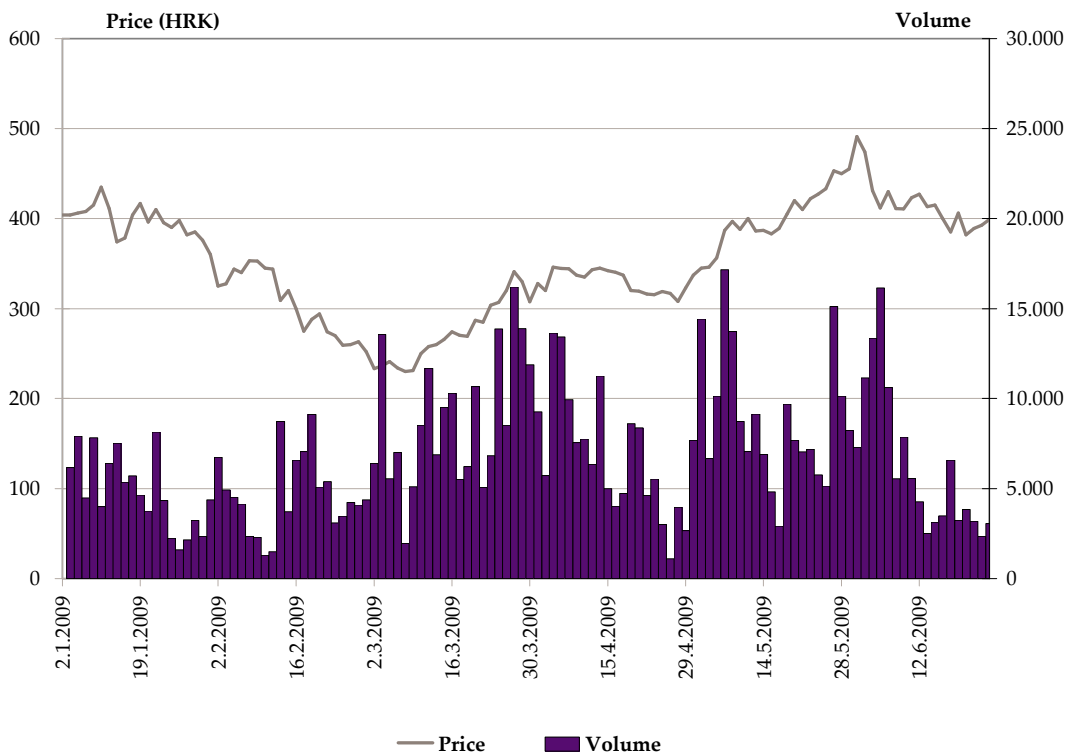


Chart 10: Dalekovod d.d.

### 3. Listed Companies

Symbol	Issuer	Listed quantity	Nominal value
<b>Official Market</b>			
ATGR-R-A	Atlantic grupa d.d.	2.469.995	40 HRK
CROS-P-A	Croatia osiguranje d.d.	8.750	1400 HRK
CROS-R-A	Croatia osiguranje d.d.	307.598	1400 HRK
HT-R-A	HT d.d.	81.888.535	100 HRK
IGH-R-A	Institut IGH d.d.	158.580	400 HRK
INA-R-A	Ina d.d.	10.000.000	900 HRK
INGR-R-A	Ingra d.d.	7.500.000	
ISTT-R-A	Istraturist Umag d. d.	4.674.995	100 HRK
MDKA-R-A	Medika d.d.	30.194	2000 HRK
MGMA-R-A	Magma d.d.	4.874.160	10 HRK
OPTE-R-A	OT-optima telekom d.d.	2.820.070	10 HRK
PLVA-R-A	Pliva d.d.	20.538.356	100 HRK
PODR-R-A	Podravka d.d.	5.420.003	300 HRK
VART-R-1	Varteks d. d.	1.920.807	200 HRK
VERN-R-A	Veterina d.d.	1.844.860	100 HRK
VIRO-R-A	Viro tvornica šećera d.d.	1.386.667	
<b>Regular Market</b>			
3MAJ-R-A	BI 3. maj d.d.	1.222.985	100 HRK
ABPR-R-A	Autobusni promet d.d. Varaždin	122.887	300 HRK
ACI-R-A	ACI d. d.	111.060	3600 HRK
ACM-R-A	ACM d.d.	143.553	100 HRK
ADCH-R-A	Adriachem d.d.	623.578	300 HRK
ADPL-R-A	AD plastik d.d.	4.199.584	100 HRK
ADRS-P-A	Adris grupa d. d.	6.784.100	10 HRK
ADRS-R-A	Adris grupa d. d.	9.615.900	10 HRK
AGMM-R-A	Agromedimurje d.d. Čakovec	41.390	1900 HRK
AMDN-R-A	Apartmani Medena d.d.	765.376	300 HRK
ARNT-R-A	Arenaturist d. d.	2.182.500	20 HRK
ATLN-R-A	Atlas nekretnine d.d.	3.335.801	
ATLS-R-A	Atlas d.d.	1.904.315	
ATPL-R-A	Atlantska plovidba d.d.	1.395.520	300 HRK
AUHR-R-A	Auto Hrvatska d.d. Zagreb	661.745	3700 HRK
BD62-R-A	Badel 1862 d.d.	752.106	300 HRK
BDMR-R-A	Brodmerkur d.d.	99.331	1900 HRK
BLKL-R-A	Bilokalnik-IPA d.d.	499.582	300 HRK
BLSC-R-A	Belišće d.d.	1.164.312	300 HRK
BLJE-R-A	Belje d.d. Darda	8.215.487	100 HRK

Symbol	Issuer	Listed quantity	Nominal value
BPBA-R-A	VABA d.d.	1.765.228	100 HRK
BRIK-R-A	Borik d.d.	401.100	300 HRK
BRIN-R-A	ZIF breza d.d.	506.000	100 HRK
BRNK-R-A	Brionka d. d.	132.410	380 HRK
BRST-R-A	Brestovac d.d.	172.800	300 HRK
BZJK-R-A	Božjakovina d.d.	204.989	300 HRK
CEBA-P-A	Centar banka d.d.	62.500	400 HRK
CEBA-R-A	Centar banka d.d.	284.249	400 HRK
CHAG-R-A	Chromos agro d.d.	120.497	500 HRK
CHBL-R-A	Chromos boje i lakovi d.d.	287.740	300 HRK
CKML-R-A	Čakovečki mlinovi d.d.	105.000	400 HRK
CNTZ-R-A	Coning turizam d.d.	146.510	220 HRK
CRAL-P-A	Croatia airlines d.d.	17.590	100 HRK
CRAL-P-A1	Croatia airlines d.d.	6.762	100 HRK
CRAL-P-A2	Croatia airlines d.d.	13.025	100 HRK
CRAL-P-A3	Croatia airlines d.d.	7.356	100 HRK
CRAL-P-A4	Croatia airlines d.d.	6.464	100 HRK
CRAL-R-A	Croatia airlines d.d.	4.924.279	200 HRK
CRBT-R-A	Croatia-baterije d.d.	180.090	300 HRK
CRLI-R-A	Croatia lloyd d.d.	145.076	800 HRK
CTKS-R-A	Čateks d.d.	246.201	300 HRK
DALS-R-A	Dalma d.d.	1.241.157	370 HRK
DDJH-R-A	Đuro Đaković holding d.d.	3.237.068	100 HRK
DDJM-R-A	Đuro Đaković montaža d d. Slavonski Brod	253.186	300 HRK
DIOK-R-A	Dioki d.d.	4.042.058	240 HRK
DKVS-R-A	Đakovština d.d.	1.053.563	300 HRK
DLKV-R-A	Dalekovod d.d.	2.293.812	100 HRK
DLTC-R-A	Dalit corp. d.d.	304.130	100 DEM
DLVN-R-A	Dalmacijavino d.d.	777.500	200 HRK
DRNJ-R-A	Drvenjača d. d.	223.990	300 HRK
DTR-R-A	DTR d.d.	107.850	100 DEM
DUPM-R-A	Dubrovačko primorje d.d.	354.410	300 HRK
ELKL-R-A	Elektrometal d.d.	83.867	380 HRK
ELKP-R-A	Elektroprojekt d.d.	89.800	380 HRK
ELPR-R-A	Elektropromet d.d. u stečaju	334.860	300 HRK
ERNT-R-A	Ericsson Nikola Tesla d.d.	1.331.650	100 HRK
EXCL-R-A	Hotel Excelsior d.d.	1.147.734	100 HRK
EXPD-R-A	Exportdrvo d.d.	144.000	400 HRK
FMPS-R-A	ZIF Fima Proprius d.d.	2.003.172	100 HRK
FNVC-R-A	Finvest Corp d. d.	617.751	400 HRK
FRNK-R-A	Franck d.d.	427.170	600 HRK



Symbol	Issuer	Listed quantity	Nominal value
HBAS-R-A	Hoteli Baška d. d.	299.369	370 HRK
HBEL-R-A	Hotel Bellevue d.d.	172.246	300 HRK
HBRL-R-A	Hoteli Brela d.d.	525.270	200 HRK
HBVD-R-A	Hoteli Baška voda d.d.	286.383	300 HRK
HCRC-P-A	Hoteli Croatia d.d.	402.500	100 HRK
HCRC-R-A	Hoteli Croatia d.d.	1.079.040	100 HRK
HCVT-R-A	Hoteli Cavtat d.d.	614.180	200 HRK
HDBK-R-A	Dubrovnik - Babin kuk d.d.	1.765.010	300 HRK
HDEL-R-A	Hidroelektra niskogradnja d.d.	623.881	100 HRK
HDUZ-R-A	Hotel Dubrovnik d.d.	267.200	380 HRK
HEFA-R-A	Helios Faros d.d.	338.420	200 HRK
HGSP-R-A	HG Spot d.d.	330.000	100 HRK
HHLD-R-A	Hoteli Haludovo Malinska d.d.	10.732.908	20 HRK
HIMR-R-A	Imperial d.d.	635.855	400 HRK
HJDR-R-A	Hoteli Jadran d.d.	107.115	700 HRK
HMAM-R-A	Hoteli Makarska d.d.	1.119.470	200 HRK
HMDN-R-A	Hotel Medena d.d.	393.800	300 HRK
HMST-R-A	Hoteli Maestral d.d.	515.720	200 HRK
HNVI-R-A	Hoteli Novi d.d.	67.146	1800 HRK
HOMS-R-A	Hoteli Omišalj d. d.	244.242	200 HRK
HPB-R-A	HPB d.d.	531.618	1100 HRK
HPBR-R-A	ZIF HPB REAL d.d.	302.531	100 HRK
HPDG-R-A	Hoteli Podgora d.d.	366.250	370 HRK
HRBC-R-A	Rabac d.d.	1.012.220	370 HRK
HRBS-R-A	Herbos d.d.	188.264	380 HRK
HRDH-R-A	Hrvatski duhani d.d.	842.807	300 HRK
HTCP-R-A	Hoteli Tučepi, d.d.	548.200	300 HRK
HTPK-R-A	HTP Korčula d.d.	426.425	300 HRK
HTPO-R-A	HTP Orebić d.d.	175.820	200 HRK
HUPZ-R-A	HUP - Zagreb d.d.	495.601	400 HRK
HVDC-R-A	Hoteli Vodice d.d.	468.634	
HZDZ-R-A	Hoteli Zadar d.d.	154.900	377,5 HRK
HZVG-R-A	Hoteli Živogošće d.d.	302.760	370 HRK
IKBA-P-A	Istarska kreditna banka Umag d.d.	3.026	1100 HRK
IKBA-R-A	Istarska kreditna banka Umag d.d.	144.974	1100 HRK
ILRA-R-A	Ilirija d.d.	249.386	400 HRK
IMZV-R-A	Imunološki zavod d.d.	225.284	380 HRK
INDG-R-A	Industrogradnja d.d.	452.897	1000 HRK
INKR-R-A	Inker d.d.	1.451.886	100 HRK
INOV-R-A	iNOVINE d. d.	143.716	
IPKK-R-A	IPK Kandit d.d.	715.090	100 HRK

Symbol	Issuer	Listed quantity	Nominal value
IPKO-R-A	IPK Osijek d.d.	8.550.320	100 HRK
ISTR-R-A	Istra d.d.	91.700	1700 HRK
JAKT-R-A	Jadran kapital d.d.	791.636	100 HRK
JDBA-R-A	Jadranska banka d.d.	119.623	2000 HRK
JDGT-R-A	Jadroagent d.d.	123.015	400 HRK
JDHR-R-A	Jadran hoteli d.d.	261.840	370 HRK
JDKM-R-A	Jadrankamen d.d.	217.330	370 HRK
JDOS-R-A	Jadransko osiguranje d.d.	125.000	400 HRK
JDPL-R-A	Jadroplov d.d.	1.636.674	360 HRK
JDRA-R-A	Jadranka d. d.	332.484	1000 HRK
JDRF-R-A	Jadran film d.d.	163.470	100 DEM
JDRN-R-A	Jadran d.d.	281.296	1800 HRK
JDTC-R-A	Jadran d.d.	141.633	300 HRK
JLSA-R-A	Jelsa d.d.	1.343.473	70 HRK
JMNC-R-A	Jamnica d.d.	22.126	3800 HRK
JNAF-R-A	Janaf d.d.	742.846	2700 HRK
JTMN-R-A	Jadran d.d. TMN	173.560	300 HRK
KABA-P-A	Karlovačka banka d.d.	10.824	100 HRK
KABA-R-A	Karlovačka banka d.d.	1.339.176	100 HRK
KAPF-R-A	Kapitalni fond d.d.	3.845.501	100 HRK
KBZ-R-A	Kreditna banka Zagreb d.d.	1.865.532	100 HRK
KMSK-R-A	Kamensko d.d.	212.671	400 HRK
KNZM-R-A	Konzum d.d.	22.702.860	1800 HRK
KODT-P-A	Končar - distributivni i specijalni transformatori d.d.	30.714	300 HRK
KODT-R-A	Končar - distributivni i specijalni transformatori d.d.	97.094	300 HRK
KOEI-R-A	Končar - elektroindustrija, d.d.	2.572.119	400 HRK
KOES-R-A	Koestlin d.d.	130.276	700 HRK
KOKA-R-A	Koka d.d.	903.220	200 HRK
KORF-R-A	Dom holding d.d.	8.113.359	100 HRK
KOSK-P-A	Končar - sklopna postrojenja d.d.	40.718	300 HRK
KOSK-R-A	Končar - sklopna postrojenja d.d.	68.842	300 HRK
KRAS-R-A	Kraš d.d.	1.373.621	400 HRK
KSST-R-A	Kaštelanski staklenici d.d.	113.593	2500 HRK
KTJV-R-A	Kutjevo d. d.	5.726.429	50 HRK
KTKS-R-A	Koteks d.d.	669.467	50 HRK
LANO-R-A	Laguna Novigrad d. d.	15.596.462	370 HRK
LANT-R-A	Lantea grupa d.d.	672.671	100 HRK
LCDS-R-A	Lucidus d.d.	2.531.200	100 HRK
LEDO-R-A	Ledo d.d.	220.170	380 HRK
LKPC-R-A	Luka Ploče d.d.	222.614	400 HRK
LKRI-R-A	Luka Rijeka d.d.	5.980.475	100 HRK

Symbol	Issuer	Listed quantity	Nominal value
LLRB-R-A	Lola ribar d.d.	127.139	400 HRK
LPLH-R-A	Lošinjska plovidba - holding d.d.	662.416	350 HRK
LRH-R-A	Liburnia riviera hoteli d. d.	302.641	3200 HRK
LURA-R-A	Dukat d.d.	3.000.000	100 HRK
LVCV-R-A	Lavčević d.d.	478.200	300 HRK
MAIS-R-A	Maistra d. d.	10.257.393	
MDPL-R-A	Mediteranska plovidba d.d.	156.126	370 HRK
MGKP-R-A	MGK-pack d.d.	219.862	200 HRK
MIO-R-A	Mio d.d.	286.914	300 HRK
MIV-R-A	MIVd.d.	15.018	3700 HRK
MLNR-R-A	Mlinar d.d.	195.409	400 HRK
MLNR-R-B	Mlinar d.d.	60.000	660 HRK
MMBA-R-A	Međimurska banka d.d.	319.750	400 HRK
MNDS-R-A	Mundus d.d.	24.031	1870 HRK
MRNA-R-A	Mirna d.d.	368.040	100 HRK
MRSK-R-A	Maraska d.d.	318.793	300 HRK
MTC-R-A	MTČ d.d. Čakovec	62.452	1200 HRK
NVBA-R-A	Nava banka d.d.	151.610	400 HRK
OLVD-R-A	Olympia Vodice d.d.	468.786	
PABA-R-A	Partner banka d.d.	891.000	100 HRK
PAN-R-A	PAN - trgopromet d.d.	532.207	100 HRK
PBZ-R-A	PBZ d.d.	19.074.769	100 HRK
PDBA-R-A	Podravska banka d.d.	668.749	400 HRK
PIKR-R-A	PIK d. d.	233.460	350 HRK
PIVK-R-A	PIK-Vinkovci d.d.	317.225	400 HRK
PKMI-R-A	PPK d.d.	96.136	400 HRK
PLAG-P-A	Plava laguna d.d.	105.000	1000 HRK
PLAG-R-A	Plava laguna d.d.	546.318	1800 HRK
PLCH-R-A	Palace hotel Zagreb d.d.	126.726	400 HRK
PLTO-R-A	Pluto d.d.	87.440	400 HRK
PLJK-R-A	Puljanka d.d.	1.055.558	100 HRK
PPOR-R-A	PP Orahovica d.d.	165.803	320 HRK
PRFC-R-A	Proficio d.d.	3.912.908	100 HRK
PTKM-R-A	Petrokemija d.d.	3.341.117	270 HRK
PUNT-P-A	Pounje d.d.	600.000	10 HRK
PUNT-R-A	Pounje d.d.	2.666.700	10 HRK
PURI-R-A	Puris d. d.	625.801	
QUNE-R-A	Quaestus nekretnine d.d.	2.255.463	100 HRK
RGNC-R-A	Regeneracija d.d.	25.714	2000 HRK
RIBA-R-A	Erste&Steiermärkische Bank d. d.	16.984.175	100 HRK
RIVP-R-A	Riviera Poreč d.d.	3.653.517	300 HRK

Symbol	Issuer	Listed quantity	Nominal value
RIZO-R-A	RIZ-odašiljači d.d.	374.179	370 HRK
RVTR-R-A	Rovinjturist d. d.	113.210	445,19 HRK
SAPN-R-A	Saponia d.d.	658.564	300 HRK
SCOS-R-A	Sunce osiguranje d.d.	407.261	100 HRK
SDBA-R-A	Banka splitsko-dalmatinska d.d.	471.620	100 HRK
SLDM-R-A	Slobodna Dalmacija d.d.	5.221.116	70 HRK
SLMK-R-A	Slavonija MK d.d.	359.487	200 HRK
SLPF-R-A	Slavonski ZIF d.d.	3.346.418	100 HRK
SLRS-R-A	Solaris d.d.	617.716	300 HRK
SLTK-R-A	Slavonijatekstil d.d.	10.640	3600 HRK
SMNS-R-A	Siemens d.d.	945.906	100 HRK
SNBA-R-A	Slatinska banka d.d.	918.972	100 HRK
SPVA-R-A	Spačva d.d. Vinkovci	276.522	300 HRK
SSNC-P-A1	Banco Popolare Croatia	18.200	500 HRK
SSNC-R-A	Banco Popolare Croatia	135.460	500 HRK
STBA-R-A	Societe Generale-Splitska banka d.d.	4.914.258	100 HRK
SUNH-R-A	Sunčani Hvar d.d.	7.310.971	100 HRK
TANG-R-A	Tang tvornica alata d.d.	145.000	500 HRK
TDZ-R-A	Tvornica duhana Zagreb d.d.	324.808	700 HRK
TEP-R-A	TEP d.d.	377.847	200 HRK
THMT-R-A	Tehnomont d. d.	268.321	300 HRK
THNK-R-A	Tehnika d.d.	189.460	900 HRK
TISK-R-A	Tisak d.d.	2.386.587	100 HRK
TKPR-R-A	Tekstilpromet d.d.	81.842	400 HRK
TLM-R-A	TLM d.d.	1.840.082	
TMPO-R-A	Tempo d.d.	607.952	100 HRK
TNKC-R-A	Tankerkomerc d.d.	34.182	1880 HRK
TNPL-R-A	Tankerska plovidba d.d.	626.385	600 HRK
TNSA-R-A	Transadria d.d.	28.755	1910 HRK
TOZ-R-A	TOZ penkala, Tvornica olovaka Zagreb d.d.	200.000	300 HRK
TRFM-R-A	Terra firma d. d.	36.000	1000 HRK
TRKT-R-A	Trokut d.d.	121.302	300 HRK
TRMD-R-A	Terra Mediterranea d.d.	230.997	100 HRK
TSTR-R-A	Tekstilstroj d.d.	114.442	300 HRK
TUHO-R-A	Turisthotel d.d.	394.756	300 HRK
ULPL-R-A	Uljanik Plovidba d. d.	580.000	400 HRK
ULJN-R-A	ULJANIK d. d.	2.236.253	300 HRK
UNPP-R-A	Unijapapir d.d.	19.210	1800 HRK
VDKT-R-A	Viadukt d.d.	456.813	300 HRK
VDZG-R-A	Vodoprivreda Zagreb d.d.	395.449	100 HRK
VIS-R-A	Vis d.d.	517.839	100 HRK

Symbol	Issuer	Listed quantity	Nominal value
VJSN-R-A	Vjesnik d.d.	1.061.683	100 HRK
VLBT-R-A	Velebit, zatvoreni investicijski fond, d.d.	3.406.550	10 HRK
VLDS-R-A	Fima validus d.d.	2.701.538	100 HRK
VLEN-R-B	Viktor Lenac d.d.	12.407.813	10 HRK
VLHO-R-A	Valamar grupa d.d.	6.641.246	HRK
VLPV-R-A	PPK Valpovo d.d.	407.790	10 HRK
VPIK-R-A	Vupik d.d.	1.422.127	400 HRK
VRBS-R-A	Vrboska d.d.	128.650	300 HRK
ZABA-R-A	Zagrebačka banka d.d.	64.048.391	20 HRK
ZAPI-R-A	Zagrebačka pivovara d.d.	620.450	300 HRK
ZDNK-R-A	Zdenka d.d.	458.068	300 HRK
ZITP-R-A	Žitoproizvod d.d.	109.300	400 HRK
ZLAR-R-A	Zlatni rat d.d.	552.319	370 HRK
ZLTO-R-A	Zlatni otok d.d.	357.590	360 HRK
ZLJS-R-A	Željezara Split d.d.	232.704	1200 HRK
ZPKL-R-A	Zagrebačke pekarnice Klara d.d.	283.760	400 HRK
ZTNJ-R-A	Žitnjak d.d.	205.643	690 HRK
ZVCV-R-A	Zvečevo d.d.	307.808	200 HRK
ZVZD-R-A	Zvijezda d.d.	100.257	2000 HRK
<b>Parallel Market</b>			
ADBK-R-A	Auto-Dubrovnik d.d.	60.073	300 HRK
AGED-R-A	Agram educa d.d.	41.000	1000 HRK
AGLG-R-A	Agrolaguna d. d.	58.487	2500 HRK
AHRV-R-A	Auto Hrvatska d.d. Split	21.212	500 DEM
ASC-R-A	Autoservisni centar d.d.	28.256	300 HRK
ATPT-R-A	ATP - IGREC transporti d.d.	35.200	300 HRK
ATSK-R-A	Autotransport Karlovac d.d.	92.000	200 HRK
AUSL-R-A	Autoslavonija d.d.	44.328	300 HRK
AUTR-R-A	Autotransport d.d.	586.673	30 HRK
BAOT-R-A	Baotić d.d.	43.740	400 HRK
BCIN-R-A	BC institut d.d.	166.500	180 HRK
BDSS-R-A	Brodospas d.d.	372.331	80 HRK
BGAT-R-A	Bagat-trgovina d.d.	27.804	370 HRK
BJPL-R-A	Bojoplast d.d.	8.628	370 HRK
BRBA-P-A	Banka Brod d. d.	2.547	3800 HRK
BRBA-R-A	Banka Brod d. d.	10.934	3800 HRK
BRNI-R-A	Brioni d.d.	55.520	300 HRK
CBUS-R-A	Croatia-bus d.d. u stečaju	239.603	370 HRK
CDBA-R-A	Credo banka d.d.	300.080	400 HRK
CHGB-R-A	Chromos d.d.	18.096	1800 HRK
CNMR-R-A	Cenmar d.d.	244.365	100 HRK

Symbol	Issuer	Listed quantity	Nominal value
CROR-R-A	Croatia records d.d.	114.066	200 HRK
CRSK-R-A	Cresanka d.d.	28.978	1870 HRK
CSKA-R-A	Ceste Karlovac d.d.	95.095	100 HRK
DBPS-R-A	Dubravica d.d.	61.220	770 HRK
DDAP-R-A	Đuro Đaković Aparati d.d.	35.396	100 HRK
DHBJ-R-A	Euroduhan d.d.	8.115	1800 HRK
DIKL-R-A	DI Klana d. d.	10.657	3500 HRK
DRMC-R-A	Derma d.d.	43.292	400 HRK
DRVP-R-A	Drvoplast d.d.	44.760	380 HRK
DSNE-R-A	Donje Svetice nekretnine d.d.	70.833	360 HRK
ED63-R-A	Euro daus 1963 d.d.	71.182	200 HRK
EHOS-R-A	Euroherc osiguranje d.d.	305.010	200 HRK
EKOM-R-A	Eko međimurje d.d.	70.238	400 HRK
ELKM-R-A	Elektromaterijal d.d.	74.999	400 HRK
ELTR-R-A	Elektroda Zagreb d.d.	83.879	300 HRK
ENRE-R-A	Energoremont d.d.	44.110	300 HRK
ETZ-R-1	ETZ d.d. Osijek	11.246	300 HRK
EUDS-R-A	Euro Daus d.d.	71.182	200 HRK
GFZK-R-A	Geofizika d.d.	92.460	300 HRK
GIPK-R-A	GP Krk d.d.	78.942	380 HRK
GPZG-R-A	Zagorje d.d.	33.080	380 HRK
HARG-R-A	Grand Villa Argentina d.d.	1.554.972	100 HRK
HEMR-R-A	Hemar d.d.	11.199	100 HRK
HPLT-R-A	Hoteli Plat d.d.	197.255	300 HRK
HSPT-R-A	Hospitalija d.d.	102.212	100 HRK
IGML-R-A	IGM d.d. Lepoglava	174.930	400 HRK
INFS-R-A	Infosistem d.d.	53.557	400 HRK
ISAU-R-A	Istra - auto d.d.	83.523	200 HRK
ISGF-P-B	Istragrafika d.d.	54.639	200 HRK
IVNC-R-A	Ivančica d.d.	23.556	400 HRK
JLEN-R-A	Jelen d.d. Čakovec	66.268	400 HRK
KMEN-R-A	Kamen d.d.	99.458	300 HRK
KMKA-R-A	Kemika d.d.	95.259	300 HRK
KODS-R-A	Kordun d.d.	106.427	100 HRK
KOMI-P-A	Končar - montažni inženjering d.d.	19.706	300 HRK
KOMI-R-A	Končar - montažni inženjering d.d.	19.719	300 HRK
KOSN-P-A	Končar - električni aparati srednjeg napona d.d.	26.383	300 HRK
KOSN-R-A	Končar - električni aparati srednjeg napona d.d.	39.216	300 HRK
KOTR-P-A	Končar - mjerni transformatori d.d.	27.132	300 HRK
KOTR-R-A	Končar - mjerni transformatori d.d.	36.165	300 HRK
KOVA-P-A	Končar - električni visokonaponski aparati d.d.	16.446	300 HRK

Symbol	Issuer	Listed quantity	Nominal value
KOVA-R-A	Končar - električni visokonaponski aparati d.d.	120.892	300 HRK
KRDN-R-A	Kordun d.d.	256.320	50 HRK
KTKA-R-A	Kotka d.d.	36.550	800 HRK
LANA-R-A	Lana-karlovačka tiskara d.d.	60.801	380 HRK
LKZD-R-A	Luka Zadar d.d.	106.246	200 HRK
LMPR-R-A	Lipa Mill proizvodnja d.d.	70.833	360 HRK
LNIA-R-A	Lonia d.d.	100.297	200 HRK
LOVI-R-A	Model pakiranja d.d.	419.506	200 HRK
LVRG-R-A	Lovački rog d.d.	70.169	300 HRK
MBTN-R-A	Međimurje beton d.d.	53.309	
MDSP-R-A	Modra špilja d.d.	61.655	300 HRK
MILS-R-A	Mils, mljekara Split d.d.	65.970	380 DEM
MIVA-R-A	Vajda d.d.	64.930	390 HRK
MKTL-R-A	Merkantile d.d.	67.180	380 HRK
MLDN-R-A	Mladina d.d.	96.098	300 HRK
MMTZ-R-A	Montmontaža d.d.	8.028	3500 HRK
MNTK-R-A	Montkemija d.d.	47.494	300 HRK
OTPZ-R-A	Otpremničko poduzeće Zagreb d.d.	68.380	380 HRK
PAUL-R-A	Paulana d.d.	43.264	500 HRK
PRRD-R-A	Prerada d.d.	161.846	300 HRK
PSMR-R-A	Pismorad d.d.	23.290	370 HRK
PZC-R-A	PZC Ssplit d.d.	49.500	380 HRK
PZCV-R-A	PZC Varaždin d.d.	156.895	100 HRK
RBAG-R-A	Riba d.d.	20.318	400 HRK
RBA-P-A	Raiffeisenbank Austria d.d.	7.750	10000 HRK
RCNC-R-A	R.C. d.d.	8.049	300 HRK
RVRA-R-A	Rivijera d.d.	277.161	330 HRK
RZVL-R-A	Farmal d.d.	128.258	300 HRK
SEM-R-A	Linijaska nacionalna plovidba d.d.	318.383	100 HRK
SLAX-R-A	SILAX d.d.	94.494	100 HRK
SLGA-R-A	Sloga d.d.	358.404	90 HRK
SLTR-R-A	Slavijatrans d.d.	80.470	300 HRK
SM86-R-A	SEM 1986 d.d.	136.432	100 HRK
SMBA-R-A	Samoborska banka d.d.	70.354	700 HRK
SNHO-R-A	SN holding d.d.	2.720.000	
SOUC-R-A	Son-ugo-cor d.d.	89.150	400 HRK
SPNV-R-A	Spin Valis d. d. Požega	72.905	400 HRK
SPPL-R-A	Splitska plovidba d.d.	187.767	300 HRK
STTS-R-A	Split Tours d.d.	30.250	10 HRK
TIMT-R-A	TIM d.d.	285.400	100 HRK
TKZD-R-A	Tvornica kruha Zadar d.d.	47.890	370 HRK

Symbol	Issuer	Listed quantity	Nominal value
TNER-R-A	Tanker d.d.	78.000	100 HRK
TRMP-R-A	TERMOPLIN d.d.	50.013	400 HRK
TRST-R-A	Trast d.d.	12.148	2000 HRK
TSHC-R-A	Tvornica stočne hrane d.d.	13.551	800 HRK
UCMA-R-A	Učka-Marijan d.d.	81.015	100 HRK
URIH-R-A	Urbanistički institut Hrvatske d.d.	22.898	300 HRK
VDMV-R-A	Vodomaterijal d.d.	60.084	100 HRK
VGVI-R-A	Vrgorka-vinarija d.d.	29.936	380 HRK
VISK-R-A	Vis konfekcija d.d. Varaždin	18.494	1500 HRK
VLVI-R-A	Vinoplod-vinarija d.d.	11.146	2600 HRK
VSK-R-A	Banka kovanica d.d.	1.123.602	100 HRK
VZVJ-R-A	Varaždinec d.d.	9.675	300 HRK
ZEP-R-A	Zagrebačko elektrotehničko poduzeće d.d.	75.560	370 HRK
ZRNS-R-A	Zrinski d.d.	64.176	400 HRK
ZSZG-R-A	Zaštita-Zagreb d.d.	5.778	1880 HRK

#### 4. Listed Bonds

Symbol	Issuer	Nominal value	Listed quantity	Coupon rate	Maturity
<b>Official Market</b>					
ATGR-O-11CA	Atlantic grupa d.d.	1 HRK	115.000.000	5,7500	6.12.2011
FNOI-D-101A	Fond za naknadu oduzete imovine	5,11 EUR	666.929	0,0000	1.1.2010
FNOI-D-107A	Fond za naknadu oduzete imovine	5,11 EUR	666.929	0,0000	1.7.2010
FNOI-D-111A	Fond za naknadu oduzete imovine	5,11 EUR	666.929	0,0000	1.1.2011
FNOI-D-117A	Fond za naknadu oduzete imovine	5,11 EUR	666.929	0,0000	1.7.2011
FNOI-D-121A	Fond za naknadu oduzete imovine	5,11 EUR	666.929	0,0000	1.1.2012
FNOI-D-127A	Fond za naknadu oduzete imovine	5,11 EUR	666.929	0,0000	1.7.2012
FNOI-D-131A	Fond za naknadu oduzete imovine	5,11 EUR	666.929	0,0000	1.1.2013
FNOI-D-137A	Fond za naknadu oduzete imovine	5,11 EUR	666.929	0,0000	1.7.2013
FNOI-D-141A	Fond za naknadu oduzete imovine	5,11 EUR	666.929	0,0000	1.1.2014
FNOI-D-147A	Fond za naknadu oduzete imovine	5,11 EUR	666.929	0,0000	1.7.2014
FNOI-D-151A	Fond za naknadu oduzete imovine	5,11 EUR	666.929	0,0000	1.1.2015
FNOI-D-157A	Fond za naknadu oduzete imovine	5,11 EUR	666.929	0,0000	1.7.2015
FNOI-D-161A	Fond za naknadu oduzete imovine	5,11 EUR	666.929	0,0000	1.1.2016
FNOI-D-167A	Fond za naknadu oduzete imovine	5,11 EUR	666.929	0,0000	1.7.2016
FNOI-D-171A	Fond za naknadu oduzete imovine	5,11 EUR	666.929	0,0000	1.1.2017
FNOI-D-177A	Fond za naknadu oduzete imovine	5,11 EUR	666.929	0,0000	1.7.2017
FNOI-D-181A	Fond za naknadu oduzete imovine	5,11 EUR	666.929	0,0000	1.1.2018
FNOI-D-187A	Fond za naknadu oduzete imovine	5,11 EUR	666.929	0,0000	1.7.2018
FNOI-D-191A	Fond za naknadu oduzete imovine	5,11 EUR	666.929	0,0000	1.1.2019



Symbol	Issuer	Nominal value	Listed quantity	Coupon rate	Maturity
FNOI-D-197A	Fond za naknadu oduzete imovine	5,11 EUR	666.929	0,0000	1.7.2019
GDKC-O-116A	Grad Koprivnica	1 HRK	60.000.000	6,5000	29.6.2011
GDRI-O-167A	Grad Rijeka	1 EUR	16.383.008	4,1250	18.7.2016
GDST-O-137A	Grad Split	1 EUR	8.000.000	4,5625	24.7.2013
GDST-O-15BA	Grad Split	1 EUR	8.100.000	4,7500	27.11.2015
GDZD-O-119A	Grad Zadar	1 EUR	18.500.000	5,5000	1.9.2011
HBOR-O-112A	Hrvatska banka za obnovu i razvitak d.d.	1 EUR	300.000.000	4,8800	11.2.2011
HEP-O-13BA	HEP d.d.	1 HRK	500.000.000	5,0000	29.11.2013
HEP-O-17CA	HEP d.d.	1 HRK	700.000.000	6,5000	7.12.2017
INGR-O-11CA	Ingra d.d.	1 HRK	200.000.000	6,1250	6.12.2011
JDGL-O-126A	Jadran - galenski laboratorij d. d.	1 HRK	125.000.000	5,6500	11.6.2012
JDRA-O-129A	Jadranka d. d.	1 HRK	75.000.000	6,4750	13.9.2012
JRLN-O-12AA	Jadrolinija	1 HRK	70.000.000	6,5000	25.10.2012
NEXE-O-116A	Nexe grupa d.d.	1 HRK	750.000.000	5,5000	14.6.2011
OIV-O-14BA	Odašiljači i veze d.o.o.	1 HRK	100.000.000	7,2500	20.11.2014
OPTE-O-142A	OT-optima telekom d.d.	1 HRK	250.000.000	9,1250	1.2.2014
PLOR-O-133A	Plodine d. d.	1 HRK	100.000.000	9,0000	4.3.2013
PODR-O-115A	Podravka d.d.	1 HRK	375.000.000	5,1250	17.5.2011
RBA-O-112A	Raiffeisenbank Austria d.d.	1 HRK	600.000.000	4,1250	10.2.2011
RHMF-O-103A	Ministarstvo financija Republike Hrvatske	1 HRK	3.000.000.000	6,7500	8.3.2010
RHMF-O-125A	Ministarstvo financija Republike Hrvatske	1 EUR	500.000.000	6,8750	23.5.2012
RHMF-O-137A	Ministarstvo financija Republike Hrvatske	1 HRK	4.000.000.000	4,5000	11.7.2013
RHMF-O-142A	Ministarstvo financija Republike Hrvatske	1 EUR	650.000.000	5,5000	10.2.2014
RHMF-O-157A	Ministarstvo financija Republike Hrvatske	1 EUR	350.000.000	4,2500	14.7.2015
RHMF-O-15CA	Ministarstvo financija Republike Hrvatske	1 HRK	5.500.000.000	5,2500	15.12.2015
RHMF-O-172A	Ministarstvo financija Republike Hrvatske	1 HRK	5.500.000.000	4,7500	8.2.2017
RHMF-O-19BA	Ministarstvo financija Republike Hrvatske	1 EUR	500.000.000	5,3750	29.11.2019
RPRO-O-181A	Rijeka promet d. d.	1 HRK	192.000.000	6,8130	25.1.2018
<b>Regular Market</b>					
GROS-O-17AA	Grad Osijek	1 HRK	25.000.000	5,5000	30.10.2017
GRVI-O-17AA	Grad Vinkovci	1 HRK	42.000.000	5,5000	23.10.2017
<b>Parallel Market</b>					
HOTR-O-941A	Hospitalija trgovina d.o.o.	1 HRK	75.000.000	8,2500	5.10.2009
MTEL-O-097A	Metronet telekomunikacije d.d.	1 HRK	120.000.000	8,5000	28.7.2009

## 5. Listed certificates

Symbol	Issuer	Nominal value	Listed quantity
RHMJ-A-A	Republika Hrvatska	1 HRK	400.000.000
RHMF-A-A	Republika Hrvatska	1 HRK	644.750.000

## 6. Listed Commercial Papers

Symbol	Issuer	Nominal value	Listed quantity
<b>Official Market</b>			
INGR-M-840A	Ingra d.d.	1 HRK	38.000.000
MDKA-M-843A	Medika d.d.	1 HRK	70.000.000
<b>Regular Market</b>			
DIMS-M-928A	Digitel medijski servisi d.o.o.	1 HRK	50.000.000
DLKV-M-930A	Dalekovod d.d.	1 HRK	115.000.000
DLKV-M-937A	Dalekovod d.d.	1 HRK	110.000.000
HGSP-M-937A	HG Spot d.d.	1 HRK	55.000.000
KNGI-M-945A	King ICT d.o.o.	1 HRK	11.300.000
MSAN-M-936A	M SAN grupa d.d.	1 HRK	50.000.000
MTEL-M-940A	Metronet telekomunikacije d.d.	1 HRK	50.000.000
ZGMN-M-950A	Zagreb-Montaža d.o.o.	1 HRK	30.000.000
ZTOS-M-929A	Žito d.o.o.	1 HRK	30.000.000

## 7. Methodological Remarks

- 1) High is the highest trading price for a share in the selected period of time.
- 2) Low is the lowest trading price for a share in the selected period of time.
- 3) Last is the price of the last trade for a share in the selected period of time.
- 4) The performance of shares is calculated with the last prices in the compared periods.
- 5) Reported trades are trades with bonds greater than 3,000,000 HRK in accordance with the Zagreb Stock Exchange Rules.
- 6) Institutional trades are trades reported to the Zagreb Stock Exchange by institutional investors in accordance with Securities Law.
- 7) For the price curve daily closing prices are used.
- 8) Earnings per share is the ratio of net income and common stocks.  
Price earnings ratio is the ratio of last price and earning per share.  
Dividend yield is the ratio of paid dividend per share and last price.