



ZAGREBAČKA BURZA
THE ZAGREB STOCK EXCHANGE

Trading Summary
Third quarter of 2008

Zagreb, October 2008

This report or any part thereof may be reprinted, copied or redistributed in any way only with prior written permission and full credit.

The information contained herein is compiled and collected with care, but total accuracy and/or completeness is not guaranteed by the Zagreb Stock Exchange (ZSE). This publication is issued with the express condition to which everyone purchasing and making use thereof assents that no liability shall be incurred by ZSE. This publication is issued for information purposes only and is not to be construed in any way as an invitation to purchase or sell any security mentioned herein. ZSE recommends to any potential investor to seek professional advice before investing.

Copyright © 2008. Zagrebačka burza d.d.
Zagreb
Ivana Lučića 2a

All rights reserved.

Content:

- 1. TRADING STATISTICS..... 1**
 - 1.1. GENERAL CHARACTERISTICS..... 1
 - 1.2. TRADING OVERVIEW BY MONTH 2
 - 1.3. STOCKS WITH THE LARGEST MARKET CAPITALIZATION 4
 - 1.4. MOST ACTIVE STOCKS BY TURNOVER..... 5
 - 1.5. STOCKS PERFORMANCE 6
 - 1.6. BLOCK TRANSACTIONS..... 10
 - 1.7. BONDS PERFORMANCE..... 10
 - 1.8. RIGHTS PERFORMANCE..... 12
 - 1.9. COMMERCIAL PAPERS PERFORMANCE 12
 - 1.10. TOP 10 MEMBERS BY EQUITY TURNOVER 13
 - 1.11. TOP 10 MEMBERS BY BOND TURNOVER..... 13
 - 1.12. TOP 10 MEMBERS BY TOTAL TURNOVER..... 13
 - 1.13. BEST PERFORMING STOCKS 14
 - 1.14. UNDER PERFORMING STOCKS..... 14
 - 1.15. FINANCIAL RATIOS..... 15
- 2. PRICES AND VOLUMES FOR THE MOST ACTIVE STOCKS 16**
- 3. LISTED COMPANIES 19**
- 4. LISTED BONDS..... 26**
- 5. LISTED RIGHTS..... 27**
- 6. LISTED COMMERCIAL PAPERS 28**
- 7. METHODOLOGICAL REMARKS 29**

1. Trading statistics

1.1. General characteristics

(Turnover and Market Capitalization in HRK)

		Second quarter of 2008	Third quarter of 2008	% change
Regular turnover				
	Stocks	4.204.048.793	3.612.799.159	-14,1%
	Bonds	51.808.807	67.501.763	30,3%
	Rights	23.547.674	11.525	-100,0%
Block turnover				
		255.032.739	247.081.890	-3,1%
Reported turnover				
		134.557.640	161.488.855	20,0%
Institutional turnover				
		1.673.915.521	2.198.314.786	31,3%
Total turnover				
		6.342.911.172	6.287.197.977	-0,9%
Regular volume:				
	Stocks	6.929.853	7.261.546	4,8%
	Bonds	33.177.920	47.477.900	43,1%
	Rights	15.698.449	37.153	
Block volume				
		453.380	617.638	36,2%
Reported volume				
		19.000.000	112.132.000	490,2%
Institutional volume				
		704.597.333	1.187.465.380	68,5%
Total volume				
		779.856.935	1.354.991.617	73,7%
CROBEX®				
		3.587,59	2.990,97	-16,6%
CROBIS®				
		95,29	96,05	0,8%
Total number of trades				
		195.171	151.720	-22,3%
Number of securities traded				
		273	248	-9,2%
Number of trading days				
		61	63	3,3%
Number of listed shares				
	Official Market	15	16	6,7%
	Regular Market	10	10	0,0%
	JDD Market	239	236	-1,3%
	Parallel Market	111	112	0,9%
Market Capitalization				
	Equities	246.900,4	214.415,4	-13,2%
	Bonds	37.856,3	37.354,9	-1,3%
	Total	284.756,7	251.770,3	-11,6%
Daily average:				
	Turnover	103.982.150	99.796.793	-4,0%
	Volume	12.784.540	21.507.803	68,2%
	Number of trades	3.200	2.408	-24,8%

1.2. Trading Overview by Month

(Turnover and Market Capitalization in millions of HRK)

Month	Number of trades		Volume		Number of securities traded	Market Capitalization
	Total	Average daily	Total	Average daily		
January	76.735	3.488	1.612.160.207	73.280.009	280	368.210,6
February	60.558	2.884	1.110.578.948	52.884.712	245	343.512,8
March	51.381	2.704	724.651.221	38.139.538	245	319.758,2
April	83.138	3.779	273.939.007	12.451.773	244	310.097,5
May	63.565	3.346	244.516.458	12.869.287	229	310.542,5
June	48.468	2.423	261.401.470	13.070.074	218	284.756,7
July	51.776	2.251	399.909.343	17.387.363	213	244.881,8
August	28.610	1.589	324.563.343	18.031.297	203	234.788,1
September	71.334	3.242	630.518.931	28.659.951	214	214.415,4
Total	535.565	2.879	5.582.238.928	30.012.037	352	

(Turnover in millions of HRK)

Month	Equity		Bonds		Rights		Total turnover
	Turnover	% total turnover	Turnover	% total turnover	Turnover	% total turnover	
January	2.710,6	46,0	3.184,2	54,0	0,0	0,0	5.894,8
February	1.852,1	53,2	1.626,4	46,7	1,3	0,0	3.479,8
March	1.519,3	54,6	1.263,9	45,4	0,0	0,0	2.783,1
April	2.091,5	75,5	679,0	24,5	0,8	0,0	2.771,4
May	1.388,7	72,9	493,3	25,9	22,7	1,2	1.904,8
June	978,8	58,7	687,9	41,3	0,0	0,0	1.666,7
July	1.442,0	69,5	631,9	30,5	0,0	0,0	2.074,0
August	708,5	48,3	757,3	51,7	0,0	0,0	1.465,8
September	1.709,4	62,2	1.038,1	37,8	0,0	0,0	2.747,4
Total	14.400,9	58,1	10.362,0	41,8	24,9	0,1	24.787,9

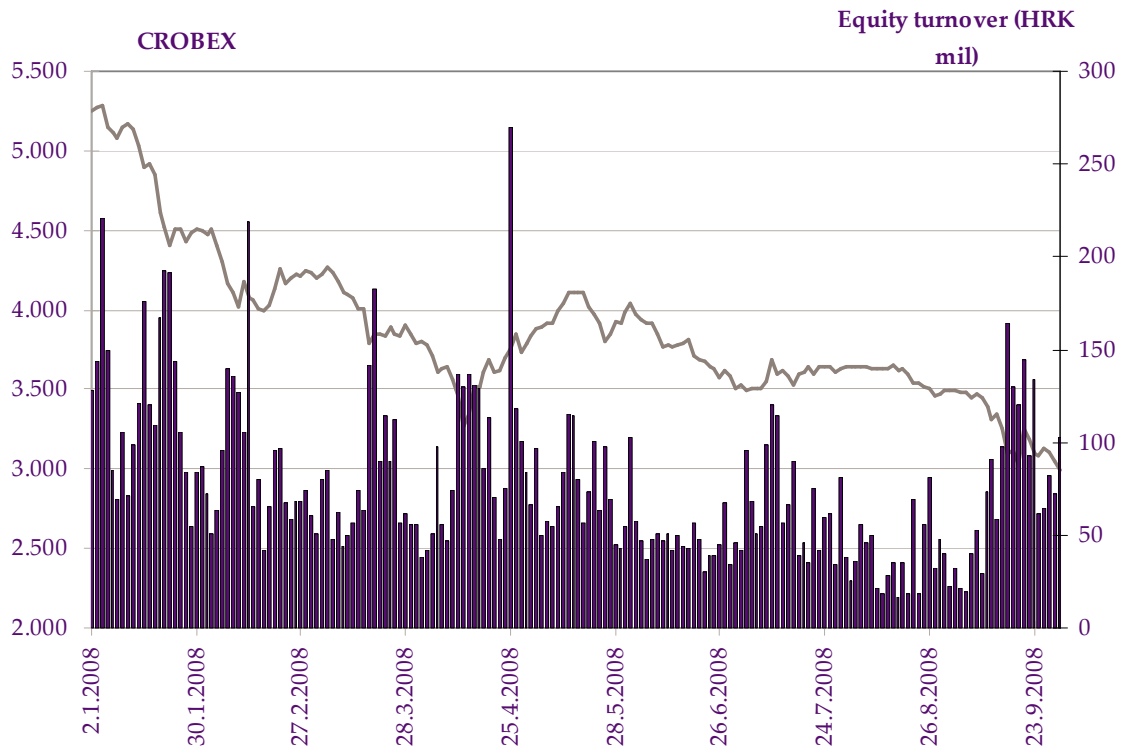


Chart 1: CROBEX® and equity turnover

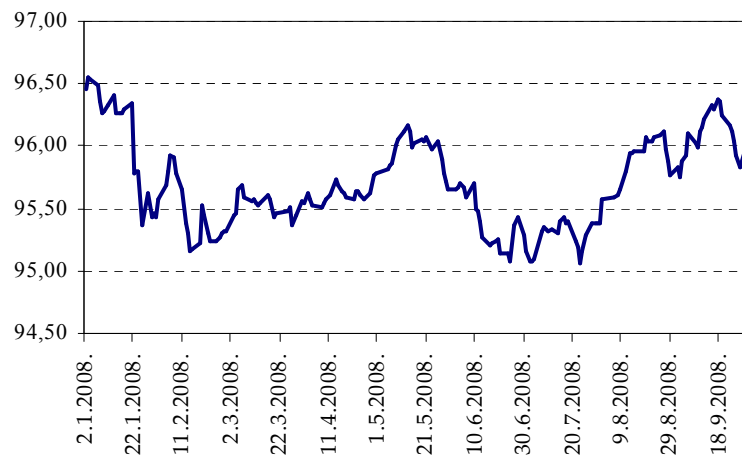


Chart 2: Zagreb Stock Exchange bond index CROBIS®

1.3. Stocks with the Largest Market Capitalization

	Symbol	Issuer	Market capitalization (HRK mil)	Pct. of Mct Cap	Cumulative percentage
1	INA-R-A	Ina d.d.	27.400,0	12,8	12,8
2	HT-R-A	HT d.d.	21.168,2	9,9	22,7
3	ZABA-R-A	Zagrebačka banka d.d.	19.855,0	9,3	31,9
4	PLVA-R-A	Pliva d.d.	16.410,1	7,7	39,6
5	PBZ-R-A	PBZ d.d.	13.409,6	6,3	45,8
6	RIBA-R-A	Erste&Steiermärkische Bank d.d.	11.209,6	5,2	51,0
7	ADRS-R-A	Adris grupa d.d.	4.808,0	2,2	53,3
8	KNZM-R-A	Konzum d.d.	4.370,8	2,0	55,3
9	DLMC-R-A	Dalmacijacement d.d.	2.891,7	1,3	56,7
10	ATPL-R-A	Atlantska plovidba d.d.	2.511,9	1,2	57,8
		Others	90.380,6	42,2	100,0
		Total	214.415,4		

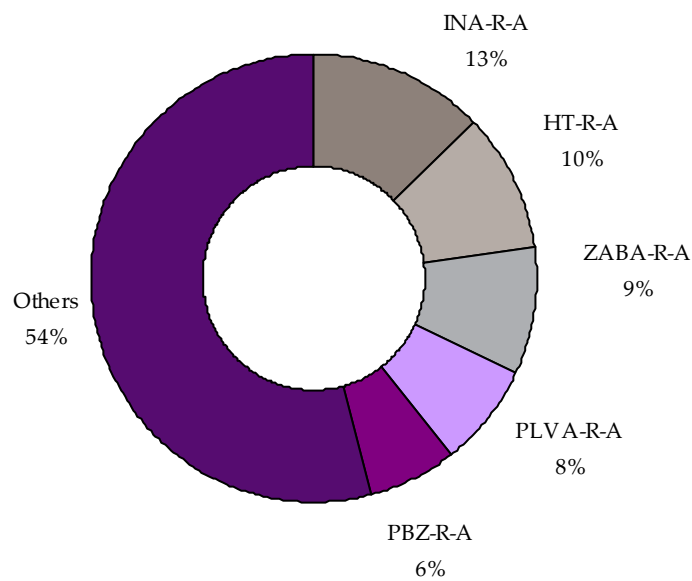


Chart 3: Market Capitalization

1.4. Most Active Stocks by Turnover

	Symbol	Issuer	Turnover (HRK)	Pct (%)	Cumulative percentage
1	INA-R-A	Ina d.d.	910.991.320	23,6	23,6
2	HT-R-A	HT d.d.	431.334.350	11,2	34,8
3	ATPL-R-A	Atlantska plovidba d.d.	337.032.499	8,7	43,5
4	ADRS-P-A	Adris grupa d. d.	175.779.934	4,6	48,1
5	ERNT-R-A	Ericsson Nikola Tesla d.d.	160.072.679	4,1	52,2
6	IGH-R-A	Institut Građevinarstva Hrvatske d.d.	156.752.941	4,1	56,3
7	DLKV-R-A	Dalekovod d.d.	131.086.134	3,4	59,7
8	PODR-R-A	Podravka d.d.	122.000.757	3,2	62,8
9	INGR-R-A	Ingra d.d.	111.923.069	2,9	65,7
10	ATGR-R-A	Atlantic grupa d.d.	82.484.899	2,1	67,9
		Others	1.240.422.466	32,1	100,0
		Total	3.859.881.049		

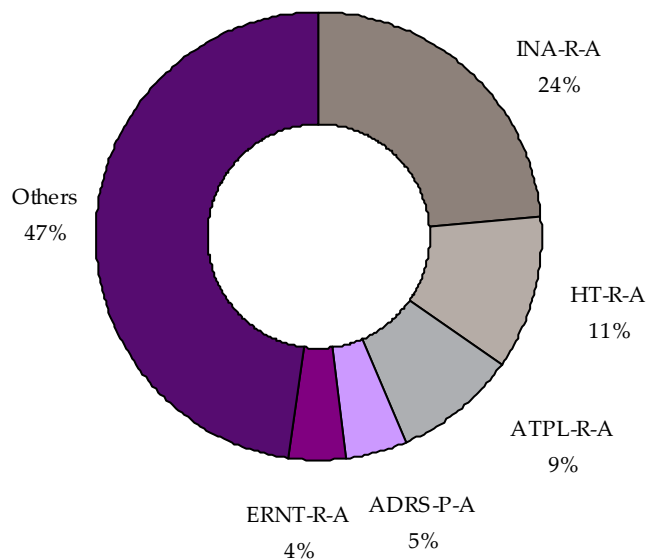


Chart 4: Structure of equity turnover

1.5. Stocks Performance

(All prices and turnover in HRK, market capitalization in millions of HRK)

	High	Low	Last	Date of last trade	Net change (%)	Volume	Turnover	Market capitalization
Official Market								
ATGR-R-A	732,00	552,01	584,90	30.9.2008	-20,0	125.653	82.484.899	1.444,7
CROS-P-A	12.500,00	6.750,00	6.909,24	18.9.2008	-30,9	774	9.030.094	60,5
CROS-R-A	11.550,00	6.000,00	7.100,00	30.9.2008	-40,8	1.660	12.540.978	2.183,9
HT-R-A	289,00	240,00	258,50	30.9.2008	-5,3	1.587.352	431.334.350	21.168,2
IGH-R-A	9.989,00	7.400,00	8.150,00	30.9.2008	-15,1	17.836	156.752.941	1.292,4
INA-R-A	3.199,00	2.563,21	2.740,00	30.9.2008	6,6	316.104	902.128.680	27.400,0
INGR-R-A	234,98	137,37	155,52	30.9.2008	-99,5	436.431	101.768.069	1.166,4
ISTT-R-A	440,00	380,00	414,99	30.9.2008	-4,8	23.027	9.662.475	1.940,1
MDKA-R-A	13.999,00	9.000,00	9.600,00	30.9.2008	-20,0	688	7.026.208	289,9
MGMA-R-A	194,68	90,00	103,00	30.9.2008	-45,2	167.348	19.898.679	502,0
OPTE-R-A	190,00	87,00	110,00	30.9.2008	-2,6	137.451	14.293.640	310,2
PLVA-R-A	850,00	710,00	799,00	25.9.2008	9,3	37.042	27.062.299	16.410,1
PODR-R-A	380,00	320,00	344,00	30.9.2008	-8,3	244.756	86.230.757	1.864,5
VART-R-1	160,00	117,00	127,99	30.9.2008	-6,0	6.168	833.205	245,8
VERN-R-A	98,98	88,00	88,00	30.9.2008	-4,3	23.115	2.147.268	162,3
VIRO-R-A	964,00	630,01	749,00	30.9.2008	-21,1	48.597	38.087.818	1.038,6
ZIF Market								
BRIN-R-A	74,93	43,06	49,98	30.9.2008	-33,3	6.502	361.303	25,3
FMP5-R-A	65,00	54,00	63,99	29.9.2008	-0,8	2.622	154.425	128,2
JAKT-R-A	96,00	96,00	96,00	7.7.2008	5,5	5.249	503.904	76,0
QUNE-R-A	99,89	90,00	95,00	30.9.2008	-5,0	21.433	2.061.708	214,3
SLPF-R-A	79,98	60,01	65,00	30.9.2008	-4,4	136.977	10.068.249	217,5
TRFM-R-A	1.000,00	900,00	900,00	1.9.2008	-5,3	157	150.100	32,4
UCMA-R-A	85,00	80,00	80,00	20.8.2008	-5,9	2.334	197.220	6,5
VLBT-R-A	6,05	6,05	6,05	3.7.2008	0,3	142	859	20,6
JDD Market								
ACI-R-A	10.990,00	8.800,00	9.990,00	22.9.2008	-9,2	168	1.564.728	1.109,5
ADPL-R-A	125,00	76,03	85,00	30.9.2008	-30,6	289.528	28.973.715	357,0
ADRS-P-A	401,00	290,00	304,00	30.9.2008	-17,8	439.121	157.366.434	2.062,4
ADRS-R-A	506,00	354,25	500,00	26.9.2008	0,0	8.347	4.007.928	4.808,0
AGMM-R-A	1.870,00	1.725,00	1.740,00	30.9.2008	-3,3	629	1.118.738	72,0
AMDN-R-A	189,00	179,99	179,99	30.9.2008	-9,5	150	27.809	137,8
ARNT-R-A	152,00	90,00	101,00	30.9.2008	-36,9	6.359	743.473	220,4
ATLN-R-A	53,50	40,00	48,00	24.9.2008	-13,5	4.872	231.302	160,1
ATLS-R-A	55,90	48,10	52,48	26.9.2008	-9,5	10.533	557.285	99,9
ATPL-R-A	2.549,00	1.705,00	1.799,98	30.9.2008	-28,0	145.064	315.932.499	2.511,9
AUHR-R-A	41.999,00	32.500,00	35.000,00	30.9.2008	2,9	231	7.707.960	626,0
BD62-R-A	391,00	262,00	297,99	30.9.2008	-25,5	11.071	3.397.878	224,1
BDMR-R-A	1.650,00	1.250,11	1.650,00	26.9.2008	3,1	299	454.601	163,9
BLKL-R-A	120,00	90,00	99,50	25.9.2008	-9,5	5.067	458.484	49,7
BLSC-R-A	860,00	680,00	700,00	30.9.2008	-16,9	56.682	43.196.811	815,0
BLJE-R-A	229,98	150,42	160,00	30.9.2008	-24,4	46.327	8.790.453	1.314,5
BPBA-R-A	355,00	200,00	272,00	29.9.2008	-22,3	19.179	6.556.221	417,1
BRIK-R-A	229,99	209,99	209,99	26.9.2008	-18,5	156	34.978	84,2
BRNK-R-A	200,00	200,00	200,00	23.9.2008	0,0	25	5.000	26,5
BRST-R-A	179,99	121,00	121,00	26.9.2008	-32,4	313	38.593	20,9
CEBA-P-A	629,89	300,00	400,00	30.9.2008	-37,3	799	359.713	25,0
CEBA-R-A	670,00	480,00	480,00	30.9.2008	-27,3	2.045	1.107.564	136,4
CKML-R-A	5.997,99	3.901,01	5.325,00	30.9.2008	-4,9	572	3.128.685	559,1
CRAL-R-A	351,00	250,00	251,00	8.9.2008	-28,3	38	12.913	1.236,0
CRLI-R-A	4.500,00	3.997,50	4.000,00	13.8.2008	0,0	30	121.830	580,3

	High	Low	Last	Date of last trade	Net change (%)	Volume	Turnover	Market capitalization
DDJH-R-A	127,50	82,00	96,00	30.9.2008	-20,1	189.899	19.747.001	310,8
DDJM-R-A	879,50	755,00	755,00	22.8.2008	-3,2	119	95.055	191,2
DIOK-R-A	542,00	325,00	388,99	30.9.2008	-19,8	51.937	22.139.236	1.572,3
DKVS-R-A	128,90	90,00	99,99	30.9.2008	-20,0	15.475	1.521.913	105,3
DLKV-R-A	910,00	650,00	710,01	30.9.2008	-16,4	166.745	131.086.134	1.628,6
EIG-R-A	57,19	40,00	43,99	30.9.2008	-12,5	98.481	4.514.166	67,6
ELKL-R-A	650,00	499,00	510,05	26.9.2008	-27,3	3.011	1.577.260	42,8
ELKP-R-A	1.500,00	1.190,00	1.190,00	18.9.2008	-40,4	15	20.950	106,9
ELPR-R-A	210,00	155,00	195,00	30.9.2008	-2,5	30.252	5.985.807	65,3
ERNT-R-A	2.274,00	1.700,00	1.827,00	30.9.2008	-14,2	75.189	149.942.679	2.432,9
FNVK-R-A	421,00	303,23	335,00	30.9.2008	-12,5	8.528	3.074.633	206,9
FRNK-R-A	1.520,00	1.290,00	1.290,00	30.9.2008	-6,2	11.301	16.129.964	551,0
HBRL-R-A	101,51	52,00	52,00	17.9.2008	-47,7	1.526	148.969	27,3
HCRC-R-A	379,00	355,00	379,00	11.7.2008	-0,2	25	9.115	409,0
HDBK-R-A	200,00	165,00	165,00	23.9.2008	-21,4	2.532	469.036	291,2
HDEL-R-A	869,00	507,37	568,00	30.9.2008	-26,9	23.781	16.552.711	354,4
HEFA-R-A	469,98	469,98	469,98	3.9.2008	0,0	5	2.350	159,1
HGSP-R-A	580,00	450,00	460,00	26.9.2008	-20,0	1.936	1.012.714	151,8
HHLD-R-A	100,00	100,00	100,00	21.7.2008	0,0	25	2.500	1.073,3
HIMR-R-A	600,00	450,00	452,00	20.8.2008	-35,4	252	126.150	287,4
HJDR-R-A	300,00	300,00	300,00	3.7.2008	0,0	69	20.700	32,1
HMAM-R-A	180,00	130,00	130,00	30.9.2008	-31,9	11.986	1.805.206	145,5
HMDN-R-A	112,04	100,00	100,01	16.9.2008	0,0	460	47.974	39,4
HMST-R-A	328,00	226,00	226,00	30.9.2008	-27,0	543	172.531	116,6
HOMS-R-A	30,00	25,00	30,00	4.9.2008	3,4	249	6.359	7,3
HPB-R-A	6.089,00	4.700,00	4.710,00	26.9.2008	-9,4	26	132.435	2.503,9
HPDG-R-A	90,00	61,00	61,00	30.9.2008	-30,7	5.397	406.164	22,3
HRBC-R-A	220,00	190,00	199,85	25.9.2008	-0,1	475	97.564	202,3
HRDH-R-A	119,50	103,69	103,69	17.9.2008	-13,6	783	84.152	87,4
HTPK-R-A	271,00	151,00	170,00	30.9.2008	-37,1	6.223	1.321.450	72,5
HUPZ-R-A	2.399,00	2.000,00	2.110,00	30.9.2008	-6,2	20.429	45.424.237	1.045,7
HZDZ-R-A	190,00	130,00	188,89	16.9.2008	39,9	98	14.334	29,3
HZVG-R-A	60,00	35,00	42,10	30.9.2008	-29,8	1.744	85.840	12,7
IMZV-R-A	447,99	370,00	417,99	10.9.2008	-5,0	326	131.842	94,2
INDG-R-A	1.195,00	950,00	1.025,00	30.9.2008	-14,5	7.024	7.797.919	464,2
INKR-R-A	120,00	118,00	120,00	27.8.2008	1,7	279	33.142	174,2
IPKK-R-A	560,00	452,00	495,45	30.9.2008	-9,8	20.781	10.628.207	354,3
IPKO-R-A	60,00	50,00	50,15	23.9.2008	-7,1	1.084	56.243	428,8
ISTR-R-A	1.599,50	1.002,00	1.501,01	25.9.2008	50,1	106	155.641	137,6
JDBA-R-A	4.200,00	3.000,00	3.399,00	30.9.2008	-9,7	1.498	5.559.849	406,6
JDGT-R-A	650,00	600,00	612,15	19.9.2008	-2,1	821	505.755	75,3
JDKM-R-A	200,51	149,99	180,01	30.9.2008	12,5	2.725	479.961	39,1
JDOS-R-A	4.800,00	2.816,00	2.855,00	30.9.2008	-40,6	1.465	5.410.595	356,9
JDPL-R-A	550,00	290,17	349,99	30.9.2008	-36,4	50.950	20.052.557	572,8
JDRA-R-A	1.495,00	850,00	1.000,00	30.9.2008	-17,0	143	169.085	332,5
JDTC-R-A	299,00	299,00	299,00	4.9.2008	19,6	15	4.485	42,3
JMNC-R-A	92.000,00	60.000,00	60.000,00	29.9.2008	-33,3	16	1.284.001	1.327,6
JNAF-R-A	3.343,00	2.100,00	2.699,96	30.9.2008	-22,4	958	2.716.274	2.005,7
KABA-P-A	220,00	220,00	220,00	15.9.2008	0,0	8	1.760	2,4
KABA-R-A	209,00	170,00	185,00	30.9.2008	-4,7	5.524	1.040.701	247,7
KBZ-R-A	150,01	122,00	137,50	30.9.2008	-11,0	3.970	534.239	181,5
KMSK-R-A	90,00	90,00	90,00	29.9.2008	0,0	39.222	3.529.980	19,1
KNZM-R-A	262,00	170,00	192,52	30.9.2008	-23,0	65.946	14.416.717	4.370,8
KODT-P-A	2.550,00	1.701,00	1.960,00	30.9.2008	-22,5	1.052	2.313.282	60,2
KODT-R-A	2.660,00	1.810,00	1.970,00	30.9.2008	-25,7	1.837	3.984.627	191,3
KOEI-R-A	709,99	477,01	518,00	30.9.2008	-21,5	64.267	37.564.325	1.332,4
KOES-R-A	1.500,00	1.500,00	1.500,00	16.7.2008	0,0	10	15.000	195,4
KOKA-R-A	400,00	400,00	400,00	9.7.2008	-20,0	20	8.000	361,3

	High	Low	Last	Date of last trade	Net change (%)	Volume	Turnover	Market capitalization
KORF-R-A	101,95	63,10	71,00	30.9.2008	-30,4	145.304	12.401.291	576,0
KRAS-R-A	520,00	391,00	433,90	30.9.2008	-16,6	25.626	11.759.107	596,0
KSST-R-A	400,00	311,31	352,04	17.9.2008	-29,6	79	26.206	40,0
KTJV-R-A	89,98	60,00	74,00	24.9.2008	-17,8	1.178	101.384	353,8
LANO-R-A	16,00	12,97	14,50	30.9.2008	11,9	9.896	226.714	226,1
LCDS-R-A	55,50	44,10	51,50	30.9.2008	3,0	503.670	26.071.426	130,4
LEDO-R-A	11.650,00	6.773,00	7.700,00	30.9.2008	-30,7	3.809	35.677.095	1.695,3
LKPC-R-A	3.327,00	2.271,00	2.400,00	30.9.2008	-26,8	7.857	22.317.050	534,3
LKRI-R-A	467,90	289,00	302,00	30.9.2008	-35,6	23.061	8.649.216	909,6
LLRB-R-A	200,00	121,00	150,00	18.9.2008	0,0	354	48.665	19,1
LPLH-R-A	390,00	224,02	286,98	30.9.2008	-28,4	8.460	2.744.457	190,1
LRH-R-A	3.073,00	1.950,00	2.100,00	30.9.2008	-34,3	5.874	14.534.410	635,5
LURA-R-A	400,03	300,00	327,01	25.9.2008	-27,2	735	257.032	981,0
LVCV-R-A	749,49	433,00	463,99	30.9.2008	-38,1	3.910	2.245.417	221,9
MAIS-R-A	210,00	140,00	150,00	30.9.2008	-31,2	18.308	3.169.999	1.538,6
MIV-R-A	5.550,00	3.250,00	3.250,00	30.9.2008	-40,4	437	2.244.108	48,8
MLNR-R-A	1.370,00	1.200,00	1.338,11	30.9.2008	11,5	18.393	24.492.048	261,5
MLNR-R-B	1.350,01	1.206,00	1.347,00	17.9.2008	11,7	136	181.299	80,8
MMBA-R-A	1.200,00	1.014,00	1.199,50	26.9.2008	18,4	247	259.515	383,5
MNDS-R-A	449,00	389,87	400,00	22.9.2008	-2,0	136	55.944	9,6
MRSK-R-A	126,01	125,00	126,01	17.9.2008	5,0	106	13.299	40,2
MTC-R-A	105,00	105,00	105,00	22.8.2008	1,0	1	105	6,6
PBZ-R-A	1.005,00	670,00	703,00	30.9.2008	-28,3	14.324	11.981.634	13.409,6
PDBA-R-A	1.200,00	930,00	990,00	30.9.2008	-26,7	2.489	2.513.902	416,6
PIKR-R-A	300,01	200,00	200,02	26.9.2008	-50,0	173	46.001	46,7
PIVK-R-A	569,99	385,00	479,98	30.9.2008	-9,4	1.248	601.822	152,3
PKMI-R-A	770,00	600,00	600,00	23.9.2008	-22,1	510	352.764	57,7
PLAG-R-A	3.100,00	2.500,00	2.719,00	30.9.2008	-17,6	7.779	22.723.863	1.485,4
PLJK-R-A	136,00	100,00	115,00	29.9.2008	-8,0	862	94.366	121,4
PRFC-R-A	42,96	29,00	29,00	30.9.2008	-32,5	131.635	5.044.667	113,5
PTKM-R-A	261,95	207,01	220,00	30.9.2008	-4,3	309.736	72.548.263	735,0
PUNT-R-A	2,05	1,50	1,71	30.9.2008	0,6	127.259	218.098	4,6
RIBA-R-A	719,00	450,00	660,00	30.9.2008	-5,6	4.653	2.930.575	11.209,6
RIVP-R-A	549,90	354,00	355,01	30.9.2008	-36,0	10.383	4.712.529	1.297,0
RIZO-R-A	540,00	509,00	540,00	12.9.2008	-1,7	1.397	750.822	202,1
RVTR-R-A	680,00	550,00	550,00	1.9.2008	0,0	2.359	1.526.240	62,3
SAPN-R-A	355,00	280,00	280,00	30.9.2008	-24,3	5.541	1.555.535	184,4
SDBA-R-A	239,97	200,00	224,00	15.9.2008	-6,6	4.906	1.048.159	105,6
SLDM-R-A	72,00	49,07	57,00	30.9.2008	-10,9	5.870	359.855	87,9
SLMK-R-A	40,00	20,13	20,15	17.9.2008	-47,0	818	16.572	7,2
SLRS-R-A	580,00	350,00	380,00	26.9.2008	-36,7	568	260.623	234,7
SNBA-R-A	208,99	130,00	137,15	30.9.2008	-36,5	33.368	6.035.933	126,0
SPVA-R-A	397,99	257,00	344,50	25.9.2008	34,8	598	158.907	95,3
SSNC-P-A1	1.999,00	1.500,01	1.999,00	17.7.2008	-0,1	5	7.999	36,4
SSNC-R-A	1.800,00	1.780,00	1.780,00	18.8.2008	-1,1	46	82.180	241,1
STBA-R-A	1.350,00	1.200,00	1.200,00	30.9.2008	0,0	1.315	1.609.949	5.897,1
SUNH-R-A	125,00	90,00	99,46	30.9.2008	-20,4	13.414	1.393.854	727,1
TDZ-R-A	2.300,00	2.300,00	2.300,00	24.9.2008	0,0	459	1.055.700	747,1
TEP-R-A	88,00	40,05	45,00	30.9.2008	-52,6	755	40.454	17,0
THMT-R-A	270,00	200,00	200,00	30.9.2008	-23,1	2.882	722.349	53,7
THNK-R-A	5.285,00	2.860,00	3.149,00	30.9.2008	-40,1	4.080	15.178.188	596,6
TISK-R-A	890,00	450,00	520,00	30.9.2008	-42,2	20.381	13.507.567	1.241,0
TKPR-R-A	1.500,00	1.125,00	1.200,00	29.9.2008	-20,0	1.119	1.421.899	112,6
TLM-R-A	123,00	100,00	100,00	30.9.2008	-19,3	7.541	834.462	184,0
TNKC-R-A	2.399,00	2.200,00	2.200,00	4.9.2008	10,0	5	11.796	75,2
TNPL-R-A	3.701,00	2.349,00	2.440,00	30.9.2008	-35,8	11.536	35.156.133	1.528,4
TNSA-R-A	6.745,00	4.500,61	5.200,00	30.9.2008	-18,7	1.394	8.489.938	149,5
TOZ-R-A	450,50	344,15	380,21	26.9.2008	5,6	28.002	12.070.612	76,0

	High	Low	Last	Date of last trade	Net change (%)	Volume	Turnover	Market capitalization
TUHO-R-A	920,00	815,00	850,51	30.9.2008	-7,6	785	664.870	335,7
ULPL-R-A	2.200,00	1.390,00	1.449,97	30.9.2008	-34,1	25.683	47.286.695	841,0
ULJN-R-A	199,99	160,00	160,00	25.9.2008	-20,0	302	53.771	357,8
UNPP-R-A	2.149,87	1.500,00	1.500,00	30.9.2008	-28,6	119	231.418	28,8
VDKT-R-A	1.620,00	900,00	1.000,00	30.9.2008	-37,5	17.362	19.621.104	307,0
VIS-R-A	69,00	50,00	59,00	30.9.2008	-4,8	4.573	272.945	30,6
VJSN-R-A	110,00	99,00	110,00	3.9.2008	11,1	1.166	118.895	116,8
VLDS-R-A	81,45	44,03	51,69	30.9.2008	-36,8	13.410	804.024	139,6
VLHO-R-A	85,50	61,11	69,98	30.9.2008	-15,7	26.495	2.066.862	464,8
ZABA-R-A	408,49	301,00	310,00	30.9.2008	-20,7	159.150	57.805.486	19.855,0
ZAPI-R-A	4.200,00	3.400,00	3.500,00	30.9.2008	-13,6	1.800	7.018.368	2.171,6
ZDNK-R-A	54,93	29,00	32,00	30.9.2008	-33,3	20.541	761.725	14,7
ZLAR-R-A	255,00	103,00	255,00	24.9.2008	15,9	270	51.245	140,8
ZLTO-R-A	151,00	150,02	150,02	18.9.2008	-6,2	210	31.647	53,6
ZLJS-R-A	250,00	250,00	250,00	23.9.2008	0,0	33	8.250	46,2
ZPKL-R-A	500,00	500,00	500,00	14.8.2008	0,0	10	5.000	141,9
ZTNJ-R-A	845,00	610,00	837,02	30.9.2008	22,2	15.620	12.816.470	172,1
ZVCV-R-A	257,00	170,00	170,10	30.9.2008	-41,7	2.896	578.533	52,4
ZVZD-R-A	9.500,00	6.116,06	6.710,06	30.9.2008	-30,1	1.525	12.877.792	672,7
Parallel Market								
ASC-R-A	50,00	50,00	50,00	1.7.2008	0,0	3.754	187.700	1,4
BCIN-R-A	3.585,00	3.000,00	3.030,00	1.9.2008	-15,8	31	99.107	504,5
BDSS-R-A	215,00	182,00	195,00	17.9.2008	-9,3	640	129.970	72,6
BRBA-P-A	4.099,00	4.099,00	4.099,00	25.9.2008	-13,6	2	8.198	10,4
BZJK-R-A	575,00	419,00	425,00	26.9.2008	-27,8	465	228.092	87,1
CNMR-R-A	120,01	105,07	105,07	7.7.2008	-30,0	52	6.211	25,7
CRSK-R-A	500,00	500,00	500,00	16.9.2008	0,0	30	15.000	14,5
CSKA-R-A	185,00	185,00	185,00	17.7.2008	0,0	51	9.435	17,6
DSNE-R-A	660,00	600,00	600,00	23.9.2008	-7,7	639	413.503	42,5
EKOM-R-A	2.005,00	2.005,00	2.005,00	8.9.2008	0,0	20	40.100	140,8
ELTR-R-A	350,00	320,00	350,00	10.7.2008	22,8	318	108.240	29,4
GFZK-R-A	300,01	300,01	300,01	24.7.2008	0,0	59	17.701	27,7
GIPK-R-A	1.550,00	1.050,00	1.550,00	26.9.2008	3,3	23	34.100	122,4
INFS-R-A	437,99	398,97	398,97	30.9.2008	-16,0	23	9.840	21,4
KMKA-R-A	355,00	350,00	355,00	18.9.2008	1,4	3.579	1.255.721	33,8
KODS-R-A	43,10	40,00	40,00	11.8.2008	-5,4	766	32.366	4,3
KOSN-P-A	1.400,01	1.200,00	1.200,00	29.9.2008	-33,3	125	165.051	31,7
KOSN-R-A	1.490,00	1.252,50	1.400,00	22.9.2008	-15,0	167	240.678	54,9
KOTR-P-A	980,00	901,00	902,00	17.9.2008	-27,8	52	48.350	24,5
KOTR-R-A	1.500,00	1.300,00	1.500,00	1.9.2008	0,0	60	83.000	54,2
KTKA-R-A	250,02	229,50	250,02	29.9.2008	8,9	452	112.304	9,1
LMPR-R-A	229,50	180,00	180,00	23.9.2008	-10,0	581	118.390	12,7
MBTN-R-A	180,00	129,99	180,00	22.8.2008	20,0	18	2.660	9,6
MILS-R-A	149,00	149,00	149,00	12.9.2008	0,0	97	14.453	9,0
MIVA-R-A	600,00	600,00	600,00	14.8.2008	0,0	71	42.600	39,0
MLDN-R-A	115,04	100,00	104,00	12.9.2008	-24,1	847	90.010	10,0
MMTZ-R-A	37.978,00	25.021,02	28.999,99	30.9.2008	-29,3	116	3.587.309	232,8
NEXE-R-A	3.500,00	3.500,00	3.500,00	11.8.2008	-12,2	3	10.500	1.656,2
PZC-R-A	1.620,00	1.487,00	1.510,01	15.9.2008	-5,7	69	105.001	74,7
RVRA-R-A	400,00	329,99	400,00	29.9.2008	17,6	938	363.564	110,9
SLAX-R-A	15,00	12,00	12,00	10.9.2008	-20,0	362	5.034	1,1
SLTR-R-A	52,50	52,50	52,50	17.9.2008	0,0	500	26.250	4,2
SNHO-R-A	230,00	179,00	198,87	30.9.2008	-16,4	20.045	4.052.945	586,7
SPNV-R-A	380,00	380,00	380,00	1.8.2008	0,0	25	9.500	27,7
SPPL-R-A	46,98	30,00	41,98	26.9.2008	-2,6	665	26.516	7,9
TIMT-R-A	90,00	90,00	90,00	30.9.2008	-10,0	231	20.790	25,7
TSHC-R-A	10.000,00	9.000,00	9.000,00	24.9.2008	-9,1	44	433.602	122,0

	High	Low	Last	Date of last trade	Net change (%)	Volume	Turnover	Market capitalization
VLVI-R-A	5.998,00	4.000,00	4.000,00	25.9.2008	-33,3	38	159.994	44,6
ZEP-R-A	355,13	355,00	355,13	18.8.2008	18,4	65	23.080	26,8

1.6. Block transactions

	High	Low	Volume	Turnover
Official Market				
INA-R-A	2.780,00	2.780,00	3.188	8.862.640
INGR-R-A	190,00	160,00	58.500	10.155.000
PODR-R-A	365,00	365,00	98.000	35.770.000
VART-R-1	155,00	155,00	40.000	6.200.000
JDD Market				
ADRS-P-A	374,00	345,00	51.500	18.413.500
ATPL-R-A	2.000,00	1.850,00	11.000	21.100.000
BLSC-R-A	815,00	815,00	43.750	35.656.250
ERNT-R-A	2.000,00	1.900,00	5.200	10.130.000
KOEI-R-A	590,00	512,00	28.500	15.255.000
KORF-R-A	95,00	95,00	140.000	13.300.000
PLAG-R-A	3.000,00	3.000,00	5.000	15.000.000
RIVP-R-A	515,00	505,00	65.000	33.075.000
ZABA-R-A	345,00	335,00	47.500	16.087.500
Parallel Market				
ELTR-R-A	394,00	394,00	20.500	8.077.000
Total			617.638	247.081.890

1.7. Bonds performance

(All prices in % of par value, turnover in HRK)

	High	Low	Last	Date of last trade	Volume	Turnover
Regular trades						
HEP-O-13BA	92,70	92,70	92,70	28.8.2008	200.000	185.400
HOTR-O-941A	99,50	99,45	99,50	28.8.2008	250.000	248.675
INGR-O-11CA	98,30	98,30	98,30	19.8.2008	100.000	98.300
NEXE-O-116A	95,50	95,50	95,50	13.8.2008	100.000	95.500
OPTE-O-142A	94,99	92,00	92,00	19.9.2008	320.000	303.280
PODR-O-115A	95,00	94,17	94,17	16.9.2008	1.100.000	1.036.700
RBA-O-112A	97,50	97,50	97,50	19.9.2008	4.000.000	3.900.000
RHMF-O-103A	102,30	101,60	101,60	26.8.2008	2.409.300	2.448.334
RHMF-O-125A	104,05	103,75	103,95	29.9.2008	2.670.000	19.763.596
RHMF-O-137A	94,65	94,65	94,65	15.7.2008	346.400	327.868
RHMF-O-157A	92,10	91,90	92,10	2.9.2008	1.551.200	10.229.254
RHMF-O-15CA	96,20	96,01	96,01	8.9.2008	6.094.000	5.856.728
RHMF-O-172A	92,90	91,95	91,95	5.9.2008	13.237.000	12.195.172
RHMF-O-19BA	96,95	96,95	96,95	26.9.2008	100.000	690.057
SEM-O-101A	67,49	67,49	67,49	2.9.2008	15.000.000	10.122.900

	High	Low	Last	Date of last trade	Volume	Turnover
Total					47.477.900	67.501.763
Reported trades						
RHMF-O-103A	101,90	101,80	101,90	16.7.2008	10.000.000	10.185.000
RHMF-O-125A	104,00	103,80	104,00	26.8.2008	2.102.000	15.674.922
RHMF-O-137A	94,44	94,40	94,44	27.8.2008	14.000.000	13.218.800
RHMF-O-157A	92,80	92,75	92,80	5.9.2008	2.000.000	13.246.366
RHMF-O-172A	92,40	91,40	91,40	8.9.2008	58.830.000	54.041.980
RHMF-O-19BA	98,65	97,75	98,00	5.9.2008	5.200.000	36.482.586
Total					92.132.000	142.849.655
Institutional trades						
GDZD-O-119A	98,10	98,10	98,10	29.9.2008	600.000	4.192.620
HEP-O-13BA	92,30	92,00	92,00	26.9.2008	7.500.000	6.901.500
HOTR-O-941A	99,45	99,45	99,45	4.7.2008	3.500.000	3.480.750
INGR-O-11CA	98,32	98,15	98,32	15.9.2008	16.000.000	15.726.900
MTEL-O-097A	99,75	99,75	99,75	4.7.2008	320.000	319.200
NEXE-O-116A	96,80	94,00	96,80	9.9.2008	9.280.000	8.783.040
OPTE-O-142A	97,20	95,00	95,00	27.8.2008	9.550.000	9.112.240
PODR-O-115A	95,00	93,80	94,50	26.9.2008	42.900.000	40.494.800
RBA-O-112A	97,10	94,70	97,10	29.9.2008	34.550.000	33.486.500
RHMF-O-08CA	100,45	99,95	99,95	26.9.2008	2.270.000	16.309.405
RHMF-O-103A	102,00	101,10	101,10	30.9.2008	235.000.000	239.077.500
RHMF-O-125A	104,35	102,35	103,50	29.9.2008	71.078.000	527.830.073
RHMF-O-137A	95,00	93,70	93,70	30.9.2008	281.515.000	266.321.605
RHMF-O-142A	100,20	98,75	100,00	8.9.2008	10.310.000	73.795.535
RHMF-O-157A	93,60	91,20	92,65	30.9.2008	44.643.800	295.854.382
RHMF-O-15CA	96,80	95,80	95,90	19.9.2008	19.410.000	18.711.220
RHMF-O-172A	93,00	91,00	91,15	30.9.2008	347.108.580	319.270.309
RHMF-O-19BA	98,70	96,00	97,65	30.9.2008	44.552.000	311.743.293
Total					1.180.087.380	2.191.410.872
BONDS TOTAL					1.319.697.280	2.401.762.290

1.8. Rights performance

(All prices in % of par value, turnover in HRK)

	Najviša	Najniža	Zadnja	Datum zadnje	Volumen	Promet
RHMJ-A-A	31,02	31,02	31,02	2.7.2008	37.153	11.525

1.9. Commercial papers performance

(All prices in % of par value, turnover in HRK)

	High	Low	Last	Date of last trade	Volume	Turnover
Reported trades						
H1TE-M-914A	93,20	93,20	93,20	2.7.2008	20.000.000	18.639.200
Total					20.000.000	18.639.200
Institutional trades						
DLKV-M-930A	92,98	92,98	92,98	19.8.2008	3.000.000	2.789.460
IGH-M-926A	93,25	93,25	93,25	8.8.2008	1.650.000	1.538.691
KSIN-M-911A	95,50	95,50	95,50	8.8.2008	1.650.000	1.575.767
MSAN-M-936A	92,76	92,76	92,76	29.9.2008	1.078.000	999.996
Total					7.378.000	6.903.913

1.10. Top 10 Members by Equity Turnover

Rank	Member	Equity turnover (HRK)	Market share (%)
1	Erste vrijednosni papiri d.o.o.	1.223.251.634	15,85
2	Zagrebačka banka d.d.	632.578.880	8,19
3	Fima vrijednosnice d.o.o.	587.321.718	7,61
4	Interkapital vrijednosni papiri d.o.o.	555.363.000	7,19
5	Auctor d.o.o.	551.400.579	7,14
6	Raiffeisenbank Austria d.d.	446.823.705	5,79
7	Privredna banka Zagreb d.d.	407.637.541	5,28
8	HITA vrijednosnice d.d.	378.996.026	4,91
9	Hypo Alpe-Adria-Bank d.d.	308.438.291	4,00
10	Abacus brokeri d.d.	234.660.946	3,04

1.11. Top 10 Members by Bond Turnover

Rank	Member	Bonds turnover (HRK)	Market share (%)
1	Interkapital vrijednosni papiri d.o.o.	293.785.466	64,14
2	Raiffeisenbank Austria d.d.	48.468.135	10,58
3	S.T. Kapital d.o.o.	47.401.300	10,35
4	Agram brokeri d.d.	37.532.935	8,19
5	Erste vrijednosni papiri d.o.o.	12.445.400	2,72
6	Zagrebačka banka d.d.	7.417.490	1,62
7	I.C.F. d.o.o.	6.655.450	1,45
8	Privredna banka Zagreb d.d.	2.322.500	0,51
9	Auctor d.o.o.	713.668	0,16
10	TO ONE brokeri d.o.o.	606.560	0,13

1.12. Top 10 Members by Total Turnover

Rank	Member	Total turnover (HRK)	Market share (%)
1	Erste vrijednosni papiri d.o.o.	1.235.697.034	15,11
2	Interkapital vrijednosni papiri d.o.o.	849.148.466	10,38
3	Zagrebačka banka d.d.	639.996.369	7,83
4	Fima vrijednosnice d.o.o.	587.392.612	7,18
5	Auctor d.o.o.	552.114.247	6,75
6	Raiffeisenbank Austria d.d.	495.291.840	6,06
7	Privredna banka Zagreb d.d.	409.960.041	5,01
8	HITA vrijednosnice d.d.	378.996.026	4,63
9	Hypo Alpe-Adria-Bank d.d.	308.438.291	3,77
10	Abacus brokeri d.d.	234.660.946	2,87

1.13. Best performing stocks

(All prices in HRKs)

Symbol	Issuer	Second quarter of 2008	Third quarter of 2008	% change
ISTR-R-A	Istra d.d.	1.000,00	1.501,01	50,1
HZDZ-R-A	Hoteli Zadar d.d.	135,00	188,89	39,9
SPVA-R-A	Spačva d.d. Vinkovci	255,53	344,50	34,8
ELTR-R-A	Elektroda Zagreb d.d.	285,00	350,00	22,8
ZTNJ-R-A	Žitnjak d.d.	685,00	837,02	22,2
MBTN-R-A	Međimurje beton d.d.	150,00	180,00	20,0
JDTC-R-A	Jadran d.d.	250,00	299,00	19,6
MMBA-R-A	Međimurska banka d.d.	1.013,00	1.199,50	18,4
ZEP-R-A	Zagrebačko elektrotehničko poduzeće d.d.	300,00	355,13	18,4
RVRA-R-A	Rivijera d.d.	340,00	400,00	17,6
ZLAR-R-A	Zlatni rat d.d.	220,00	255,00	15,9
JDKM-R-A	Jadrnkamen d.d.	160,00	180,01	12,5
LANO-R-A	Laguna Novigrad d. d.	12,97	14,50	11,8
MLNR-R-B	Mlinar d.d.	1.206,00	1.347,00	11,7
MLNR-R-A	Mlinar d.d.	1.200,00	1.338,11	11,5

1.14. Under performing stocks

(All prices in HRK)

Symbol	Issuer	Second quarter of 2008	Third quarter of 2008	% change
TEP-R-A	TEP d.d.	95,00	45,00	-52,6
PIKR-R-A	PIK d. d.	399,97	200,02	-50,0
HBRL-R-A	Hoteli Brela d.d.	99,51	52,00	-47,7
SLMK-R-A	Slavonija MK d.d.	37,99	20,15	-47,0
MGMA-R-A	Magma d.d.	188,11	103,00	-45,2
TISK-R-A	Tisak d.d.	900,00	520,00	-42,2
ZVCV-R-A	Zvečevo d.d.	292,00	170,10	-41,7
CROS-R-A	Croatia osiguranje d.d.	12.000,00	7.100,00	-40,8
JDOS-R-A	Jadransko osiguranje d.d.	4.805,57	2.855,00	-40,6
ELKP-R-A	Elektroprojekt d.d.	1.998,00	1.190,00	-40,4
MIV-R-A	MIV d.d.	5.450,00	3.250,00	-40,4
THNK-R-A	Tehnika d.d.	5.260,01	3.149,00	-40,1
LVCV-R-A	Lavčević d.d.	750,00	463,99	-38,1
VDKT-R-A	Viadukt d.d.	1.600,00	1.000,00	-37,5
CEBA-P-A	Centar banka d.d.	638,00	400,00	-37,3
HTPK-R-A	HTP Korčula d.d.	270,11	170,00	-37,1
ARNT-R-A	Arenaturist d. d.	160,00	101,00	-36,9

1.15. Financial Ratios

(Price, earnings and dividend in HRK)

Symbol	Price	EPS	P/E	Dividend	Dividend Yield
Official Market					
ATGR-R-A	584,90	21,96	26,63	4,70	0,80%
CROS-R-A	7.100,00	409,72	17,33	0,00	0,00%
HT-R-A	258,50	30,18	8,57	29,56	11,44%
IGH-R-A	8.150,00	354,87	22,97	75,00	0,92%
INA-R-A	2.740,00	86,90	31,53	15,00	0,55%
INGR-R-A	155,52	10,66	14,59	1,33	0,86%
ISTT-R-A	414,99	6,99	59,37	0,00	0,00%
MDKA-R-A	9.600,00	108,56	88,43	0,00	0,00%
MGMA-R-A	103,00	1,52	67,76	2,00	1,94%
OPTE-R-A	110,00	-46,59	-2,36	0,00	0,00%
PLVA-R-A	799,00	39,78	20,09	0,00	0,00%
PODR-R-A	344,00	3,40	101,18	0,00	0,00%
VART-R-1	127,99	2,05	62,43	0,00	0,00%
VERN-R-A	88,00	2,06	42,72	0,00	0,00%
VIRO-R-A	749,00	66,00	11,35	20,00	2,67%

2. Prices and Volumes for the Most Active Stocks

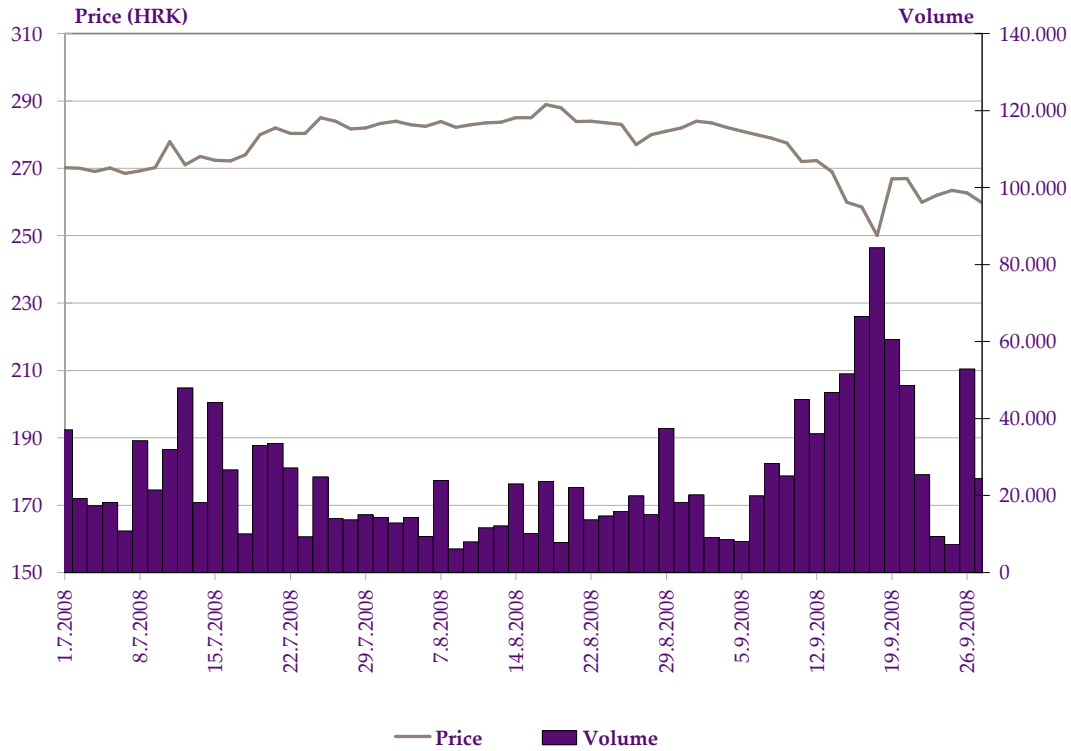


Chart 1: HT d.d.

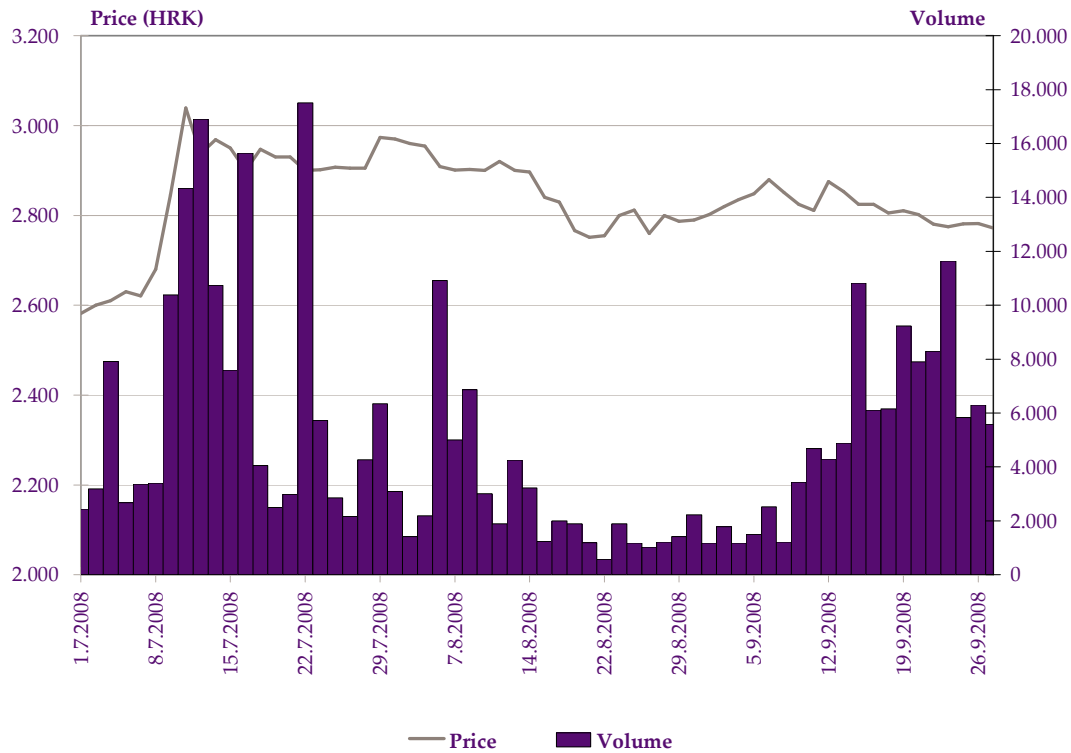


Chart 2: INA d.d.

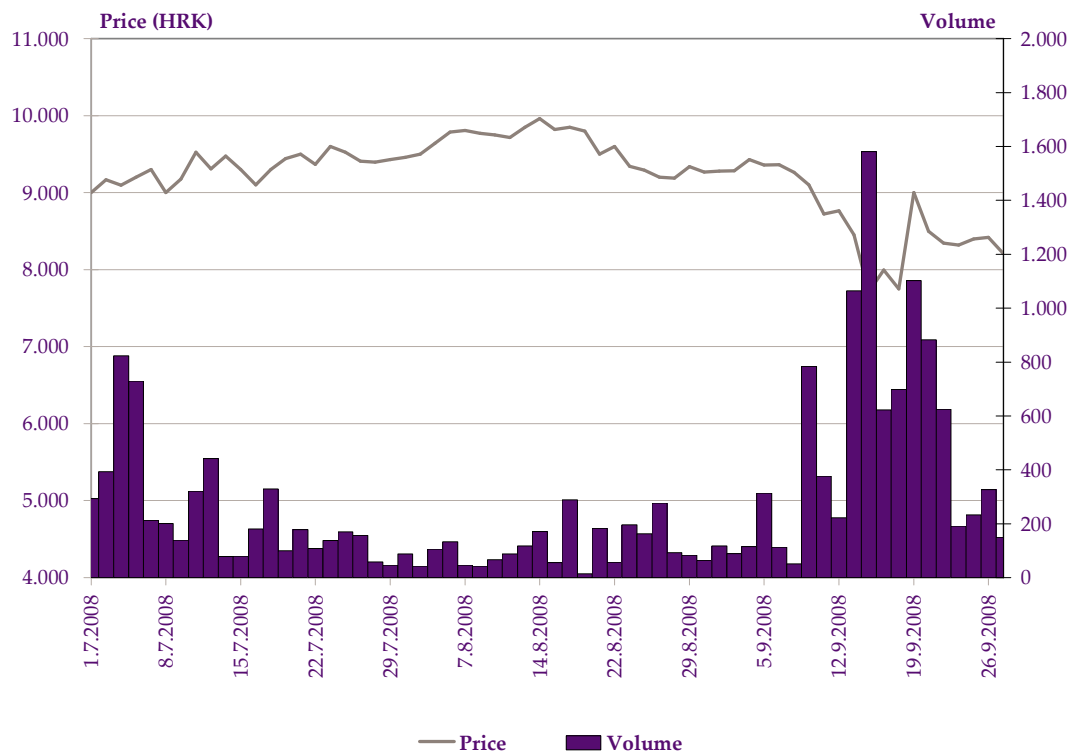


Chart 3: Institut građevinarstva Hrvatske d.d.

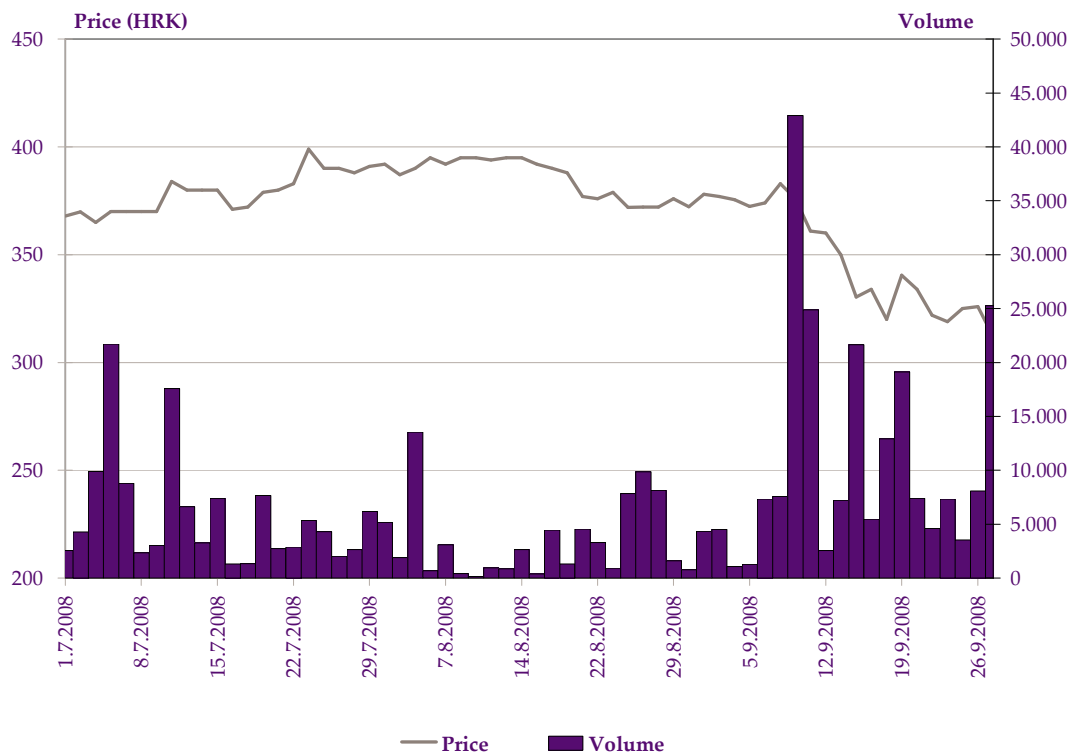


Chart 4: ADRIS GRUPA d.d. povlaštene dionice

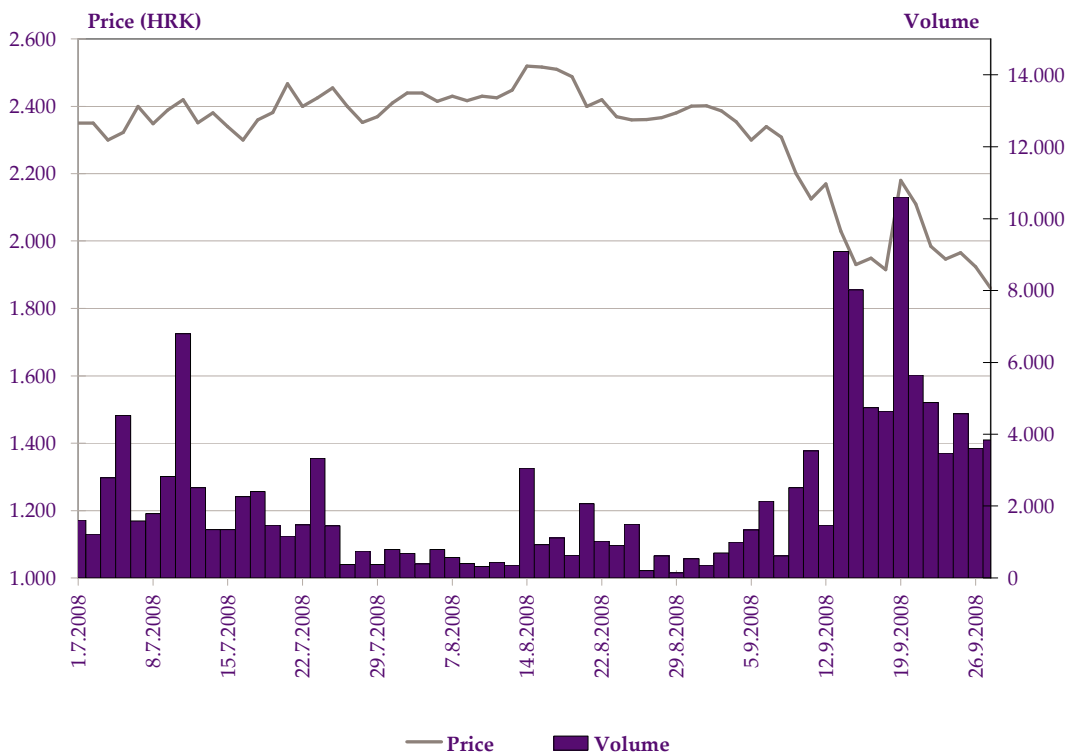


Chart 5: Atlantska plovidba d.d.

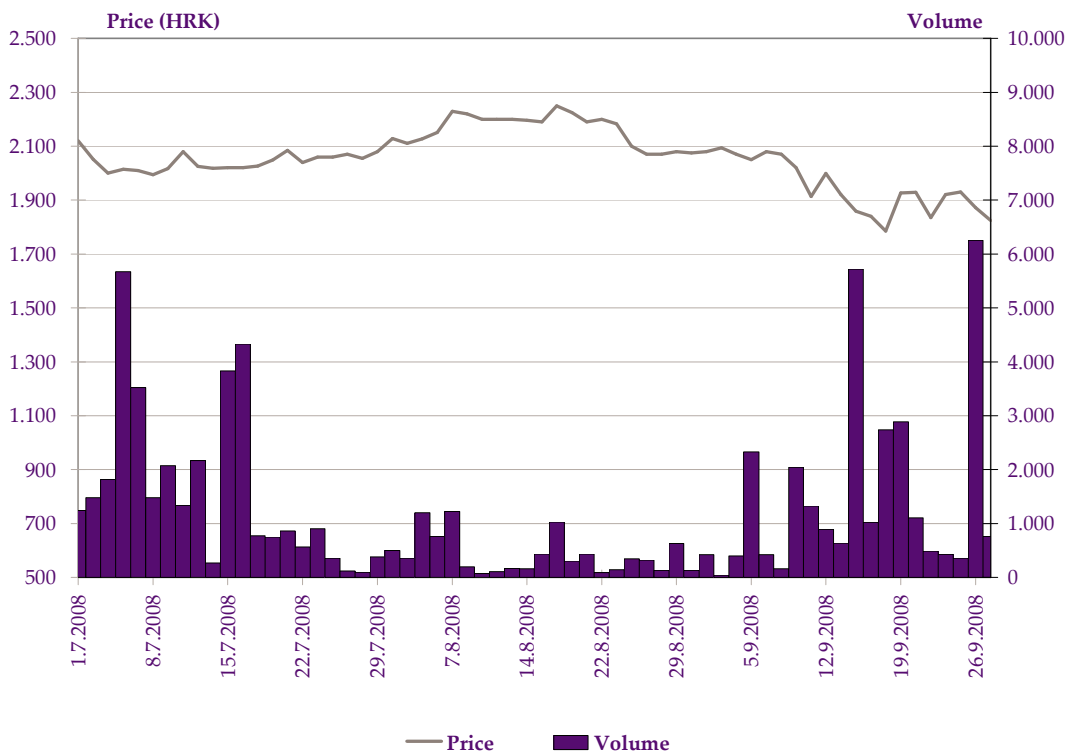


Chart 6: Ericsson Nikola Tesla d.d.

3. Listed Companies

Symbol	Issuer	Number of listed shares	Nominal value
Official Market			
ATGR-R-A	Atlantic grupa d.d.	2.469.995	40 HRK
CROS-P-A	Croatia osiguranje d.d.	8.750	1400 HRK
CROS-R-A	Croatia osiguranje d.d.	307.598	1400 HRK
HT-R-A	HT d.d.	81.888.535	100 HRK
IGH-R-A	Institut Građevinarstva Hrvatske d.d.	158.580	400 HRK
INA-R-A	Ina d.d.	10.000.000	900 HRK
INGR-R-A	Ingra d.d.	7.500.000	
ISTT-R-A	Istraturist Umag d. d.	4.674.995	100 HRK
MDKA-R-A	Medika d.d.	30.194	2000 HRK
MGMA-R-A	Magma d.d.	4.874.160	10 HRK
OPTE-R-A	OT-optima telekom d.d.	2.820.070	10 HRK
PLVA-R-A	Pliva d.d.	20.538.356	100 HRK
PODR-R-A	Podravka d.d.	5.420.003	300 HRK
VART-R-1	Varteks d. d.	1.920.807	200 HRK
VERN-R-A	Veterina d.d.	1.844.860	100 HRK
VIRO-R-A	Viro tvornica šećera d.d.	1.386.667	
ZIF Market			
BRIN-R-A	ZIF breza d.d.	506.000	100 HRK
FMPS-R-A	ZIF Fima Proprius d.d.	2.003.172	100 HRK
JAKT-R-A	Jadran kapital d.d.	791.636	100 HRK
KAPF-R-A	Kapitalni fond d.d.	3.845.501	100 HRK
QUNE-R-A	Quaestus nekretnine d.d.	2.255.463	100 HRK
SLPF-R-A	Slavonski ZIF d.d.	3.346.418	100 HRK
TRFM-R-A	Terra firma d. d.	36.000	1000 HRK
TRMD-R-A	Terra Mediterranea d.d.	230.997	100 HRK
UCMA-R-A	Učka-Marijan d.d.	81.015	100 HRK
VLBT-R-A	Velebit, zatvoreni investicijski fond, d.d.	3.406.550	10 HRK
JDD Market			
3MAJ-R-A	BI 3. maj d.d.	1.222.985	100 HRK
ABPR-R-A	Autobusni promet d.d. Varaždin	122.887	300 HRK
ACI-R-A	ACI d. d.	111.060	3600 HRK
ACM-R-A	ACM d.d.	143.553	100 HRK
ADCH-R-A	Adriachem d.d.	623.578	300 HRK
ADPL-R-A	AD plastik d.d.	4.199.584	100 HRK
ADRS-P-A	Adris grupa d. d.	6.784.100	10 HRK
ADRS-R-A	Adris grupa d. d.	9.615.900	10 HRK
AGMM-R-A	Agromedimurje d.d. Čakovec	41.390	1900 HRK
AMDN-R-A	Apartmani Medena d.d.	765.376	300 HRK
ARNT-R-A	Arenaturist d. d.	2.182.500	20 HRK
ATLN-R-A	Atlas nekretnine d.d.	3.335.801	
ATLS-R-A	Atlas d.d.	1.904.315	
ATPL-R-A	Atlantska plovdba d.d.	1.395.520	300 HRK
AUHR-R-A	Auto Hrvatska d.d. Zagreb	17.885	3700 HRK
BD62-R-A	Badel 1862 d.d.	752.106	300 HRK
BDMR-R-A	Brodomekur d.d.	99.331	1900 HRK
BLKL-R-A	Bilokalnik-IPA d.d.	499.582	300 HRK
BLSC-R-A	Belišće d.d.	1.164.312	300 HRK

Symbol	Issuer	Number of listed shares	Nominal value
BLJE-R-A	Belje d.d. Darda	8.215.487	100 HRK
BPBA-R-A	VABA d.d.	1.533.550	100 HRK
BRIK-R-A	Borik d.d.	401.100	300 HRK
BRNK-R-A	Brionka d. d.	132.410	380 HRK
BRST-R-A	Brestovac d.d.	172.800	300 HRK
CEBA-P-A	Centar banka d.d.	62.500	400 HRK
CEBA-R-A	Centar banka d.d.	284.249	400 HRK
CHAG-R-A	Chromos agro d.d.	120.497	500 HRK
CHBL-R-A	Chromos boje i lakovi d.d.	287.740	300 HRK
CKML-R-A	Čakovečki mlinovi d.d.	105.000	400 HRK
CNTZ-R-A	Coning turizam d.d.	146.510	220 HRK
CRAL-P-A	Croatia airlines d.d.	17.590	100 HRK
CRAL-P-A1	Croatia airlines d.d.	6.762	100 HRK
CRAL-P-A2	Croatia airlines d.d.	13.025	100 HRK
CRAL-P-A3	Croatia airlines d.d.	7.356	100 HRK
CRAL-P-A4	Croatia airlines d.d.	6.464	100 HRK
CRAL-R-A	Croatia airlines d.d.	4.924.279	200 HRK
CRBT-R-A	Croatia-baterije d.d.	180.090	300 HRK
CRLL-R-A	Croatia lloyd d.d.	145.076	800 HRK
CTKS-R-A	Čateks d.d.	246.201	300 HRK
DALS-R-A	Dalma d.d.	1.241.157	370 HRK
DDJH-R-A	Đuro Đaković holding d.d.	3.237.068	100 HRK
DDJM-R-A	Đuro Đaković montaža d d. Slavonski Brod	253.186	300 HRK
DIOK-R-A	Dioki d.d.	4.042.058	240 HRK
DIV-R-A	DIV d.d.	180.371	100 DEM
DKVS-R-A	Đakovština d.d.	1.053.563	300 HRK
DLKV-R-A	Dalekovod d.d.	2.293.812	100 HRK
DLTC-R-A	Dalit corp. d.d.	304.130	100 DEM
DLVN-R-A	Dalmacijavino d.d.	777.500	200 HRK
DRNJ-R-A	Drvenjača d. d.	223.990	300 HRK
DTR-R-A	DTR d.d.	107.850	100 DEM
DUPM-R-A	Dubrovačko primorje d.d.	354.410	300 HRK
EIG-R-A	EIG d.d.	1.536.613	300 HRK
ELKL-R-A	Elektrometal d.d.	83.867	380 HRK
ELKP-R-A	Elektroprojekt d.d.	89.800	380 HRK
ELPR-R-A	Elektropromet d.d.	334.860	300 HRK
ERNT-R-A	Ericsson Nikola Tesla d.d.	1.331.650	100 HRK
EXCL-R-A	Hotel Excelsior d.d.	474.947	100 HRK
EXPD-R-A	Exportdrvo d.d.	144.000	400 HRK
FNVC-R-A	Finvest Corp d. d.	617.751	400 HRK
FRNK-R-A	Franck d.d.	427.170	600 HRK
HBAS-R-A	Hoteli Baška d. d.	299.369	370 HRK
HBEL-R-A	Hotel Bellevue d.d.	43.834	300 HRK
HBRL-R-A	Hoteli Brela d.d.	525.270	200 HRK
HBVD-R-A	Hoteli Baška voda d.d.	286.383	300 HRK
HCRC-P-A	Hoteli Croatia d.d.	402.500	100 HRK
HCRC-R-A	Hoteli Croatia d.d.	1.079.040	100 HRK
HCVT-R-A	Hoteli Cavtat d.d.	614.180	200 HRK
HDBK-R-A	Dubrovnik - Babin kuk d.d.	1.765.010	300 HRK
HDEL-R-A	Hidroelektra niskogradnja d.d.	623.881	100 HRK
HDUZ-R-A	Hotel Dubrovnik d.d.	267.200	380 HRK
HEFA-R-A	Helios Faros d.d.	338.420	200 HRK
HGSP-R-A	HG Spot d.d.	330.000	100 HRK

Symbol	Issuer	Number of listed shares	Nominal value
HHLD-R-A	Hoteli Haludovo Malinska d.d.	10.732.908	20 HRK
HIMR-R-A	Imperial d.d.	635.855	400 HRK
HJDR-R-A	Hoteli Jadran d.d.	107.115	700 HRK
HMAM-R-A	Hoteli Makarska d.d.	1.119.470	200 HRK
HMDN-R-A	Hotel Medena d.d.	393.800	300 HRK
HMST-R-A	Hoteli Maestral d.d.	515.720	200 HRK
HNVI-R-A	Hoteli Novi d.d.	67.146	1800 HRK
HOMS-R-A	Hoteli Omišalj d. d.	244.242	200 HRK
HPB-R-A	HPB d.d.	531.618	1100 HRK
HPDG-R-A	Hoteli Podgora d.d.	366.250	370 HRK
HRBC-R-A	Rabac d.d.	1.012.220	370 HRK
HRBS-R-A	Herbos d.d.	188.264	380 HRK
HRDH-R-A	Hrvatski duhani d.d.	842.807	300 HRK
HTCP-R-A	Hoteli Tučepi, d.d.	548.200	300 HRK
HTPK-R-A	HTP Korčula d.d.	426.425	300 HRK
HTPO-R-A	HTP Orebić d.d.	175.820	200 HRK
HUPZ-R-A	HUP - Zagreb d.d.	495.601	400 HRK
HVDC-R-A	Hoteli Vodice d.d.	468.634	
HZDZ-R-A	Hoteli Zadar d.d.	154.900	377,5 HRK
HZVG-R-A	Hoteli Živogošće d.d.	302.760	370 HRK
IKBA-P-A	Istarska kreditna banka Umag d.d.	3.026	1100 HRK
IKBA-R-A	Istarska kreditna banka Umag d.d.	144.974	1100 HRK
ILRA-R-A	Ilirija d.d.	249.386	400 HRK
IMZV-R-A	Imunološki zavod d.d.	225.284	380 HRK
INDG-R-A	Industrogradnja d.d.	452.897	1000 HRK
INKR-R-A	Inker d.d.	1.451.886	100 HRK
IPKK-R-A	IPK Kandit d.d.	715.090	100 HRK
IPKO-R-A	IPK Osijek d.d.	8.550.320	100 HRK
ISTR-R-A	Istra d.d.	91.700	1700 HRK
JDBA-R-A	Jadranska banka d.d.	119.623	2000 HRK
JDGT-R-A	Jadroagent d.d.	123.015	400 HRK
JDHR-R-A	Jadran hoteli d.d.	261.840	370 HRK
JDKM-R-A	Jadrankamen d.d.	217.330	370 HRK
JDOS-R-A	Jadransko osiguranje d.d.	125.000	400 HRK
JDPL-R-A	Jadroplov d.d.	1.636.674	360 HRK
JDRA-R-A	Jadranka d. d.	332.484	1000 HRK
JDRF-R-A	Jadran film d.d.	163.470	100 DEM
JDRN-R-A	Jadran d.d.	281.296	1800 HRK
JDTC-R-A	Jadran d.d.	141.633	300 HRK
JLSA-R-A	Jelsa d.d.	1.343.473	70 HRK
JMNC-R-A	Jamnica d.d.	22.126	3800 HRK
JNAF-R-A	Janaf d.d.	742.846	2700 HRK
JTMN-R-A	Jadran d.d. TMN	173.560	300 HRK
KABA-P-A	Karlovačka banka d.d.	10.824	100 HRK
KABA-R-A	Karlovačka banka d.d.	1.339.176	100 HRK
KBZ-R-A	Kreditna banka Zagreb d.d.	1.319.945	100 HRK
KMSK-R-A	Kamensko d.d.	212.671	400 HRK
KNZM-R-A	Konzum d.d.	22.702.860	1800 HRK
KODT-P-A	Končar - distributivni i specijalni transformatori d.d.	30.714	300 HRK
KODT-R-A	Končar - distributivni i specijalni transformatori d.d.	97.094	300 HRK
KOEI-R-A	Končar - elektroindustrija, d.d.	2.572.119	400 HRK
KOES-R-A	Koestlin d.d.	130.276	700 HRK
KOKA-R-A	Koka d.d.	903.220	200 HRK

Symbol	Issuer	Number of listed shares	Nominal value
KORF-R-A	Dom holding d.d.	8.113.359	100 HRK
KOSK-P-A	Končar - sklopna postrojenja d.d.	40.718	300 HRK
KOSK-R-A	Končar - sklopna postrojenja d.d.	68.842	300 HRK
KRAS-R-A	Kraš d.d.	1.373.621	400 HRK
KSST-R-A	Kaštelanski staklenici d.d.	113.593	2500 HRK
KTJV-R-A	Kutjevo d. d.	4.780.674	50 HRK
KTKS-R-A	Koteks d.d.	669.467	100 HRK
LANO-R-A	Laguna Novigrad d. d.	15.596.462	370 HRK
LANT-R-A	Lantea grupa d.d.	672.671	100 HRK
LCDS-R-A	Lucidus d.d.	2.531.200	100 HRK
LEDO-R-A	Ledo d.d.	220.170	380 HRK
LKPC-R-A	Luka Ploče d.d.	222.614	400 HRK
LKRI-R-A	Luka Rijeka d.d.	3.011.830	100 HRK
LLRB-R-A	Lola ribar d.d.	127.139	400 HRK
LPLH-R-A	Lošinjska plovidba - holding d.d.	662.416	350 HRK
LRH-R-A	Liburnia riviera hoteli d. d.	302.641	3200 HRK
LURA-R-A	Dukat d.d.	3.000.000	100 HRK
LVCV-R-A	Lavčević d.d.	478.200	300 HRK
MAIS-R-A	Maistra d. d.	10.257.393	
MDAL-R-A	Marina Dalmacija d.d.	89.882	1300 HRK
MDPL-R-A	Mediteranska plovidba d.d.	156.126	370 HRK
MGKP-R-A	MGK-pack d.d.	219.862	200 HRK
MIO-R-A	Mio d.d.	286.914	300 HRK
MIV-R-A	MIVd.d.	15.018	3700 HRK
MLNR-R-A	Mlinar d.d.	195.409	400 HRK
MLNR-R-B	Mlinar d.d.	60.000	660 HRK
MMBA-R-A	Međimurska banka d.d.	319.750	400 HRK
MNDS-R-A	Mundus d.d.	24.031	1870 HRK
MRNA-R-A	Mirna d.d.	368.040	100 HRK
MRSK-R-A	Maraska d.d.	318.793	300 HRK
MTC-R-A	MTČ d.d. Čakovec	62.452	1200 HRK
NVBA-R-A	Nava banka d.d.	151.610	400 HRK
OLVD-R-A	Olympia Vodice d.d.	468.786	
PABA-R-A	Partner banka d.d.	891.000	100 HRK
PAN-R-A	PAN - trgopromet d.d.	532.207	100 HRK
PBZ-R-A	PBZ d.d.	19.074.769	100 HRK
PDBA-R-A	Podravska banka d.d.	420.762	400 HRK
PIKR-R-A	PIK d. d.	233.460	350 HRK
PIVK-R-A	PIK-Vinkovci d.d.	317.225	400 HRK
PKMI-R-A	PPK d.d.	96.136	400 HRK
PLAG-P-A	Plava laguna d.d.	105.000	1000 HRK
PLAG-R-A	Plava laguna d.d.	546.318	1800 HRK
PLCH-R-A	Palace hotel Zagreb d.d.	126.726	400 HRK
PLTO-R-A	Pluto d.d.	87.440	400 HRK
PLJK-R-A	Puljanka d.d.	1.055.558	100 HRK
PPOR-R-A	PP Orahovica d.d.	165.803	700 HRK
PRFC-R-A	Proficio d.d.	3.912.908	100 HRK
PRMS-R-A	Primošten d.d.	1.290.774	200 HRK
PTKM-R-A	Petrokemija d.d.	3.341.117	270 HRK
PUNT-P-A	Pounje d.d.	600.000	10 HRK
PUNT-R-A	Pounje d.d.	2.666.700	10 HRK
PURI-R-A	Puris d. d.	625.801	
RGNC-R-A	Regeneracija d.d.	25.714	2000 HRK

Symbol	Issuer	Number of listed shares	Nominal value
RIBA-R-A	Erste&Steiermärkische Bank d. d.	16.984.175	100 HRK
RIVP-R-A	Riviera Poreč d.d.	3.653.517	300 HRK
RIZO-R-A	RIZ-odašiljači d.d.	374.179	370 HRK
RVTR-R-A	Rovinjturist d. d.	113.210	445,19 HRK
SAPN-R-A	Saponia d.d.	658.564	300 HRK
SCOS-R-A	Sunce osiguranje d.d.	407.261	100 HRK
SDBA-R-A	Banka splitsko-dalmatinska d.d.	471.620	100 HRK
SLDM-R-A	Slobodna Dalmacija d.d.	1.542.666	100 HRK
SLMK-R-A	Slavonija MK d.d.	359.487	200 HRK
SLRS-R-A	Solaris d.d.	617.716	300 HRK
SLTK-R-A	Slavonijatekstil d.d.	10.640	3600 HRK
SMNS-R-A	Siemens d.d.	945.906	100 HRK
SNBA-R-A	Slatinska banka d.d.	918.972	100 HRK
SPVA-R-A	Spačva d.d. Vinkovci	276.522	300 HRK
SSNC-P-A1	Banco Popolare Croatia	18.200	500 HRK
SSNC-R-A	Banco Popolare Croatia	135.460	500 HRK
STBA-R-A	Societe Generale-Splitska banka d.d.	4.914.258	100 HRK
SUNH-R-A	Sunčani Hvar d.d.	7.310.971	100 HRK
TANG-R-A	Tang tvornica alata d.d.	145.000	500 HRK
TDZ-R-A	Tvornica duhana Zagreb d.d.	324.808	700 HRK
TEP-R-A	TEP d.d.	377.847	200 HRK
THMT-R-A	Tehnomont d. d.	268.321	300 HRK
THNK-R-A	Tehnika d.d.	189.460	900 HRK
TISK-R-A	Tisak d.d.	2.386.587	100 HRK
TKPR-R-A	Tekstilpromet d.d.	93.873	400 HRK
TLM-R-A	TLM d.d.	1.840.082	
TMPO-R-A	Tempo d.d.	607.952	100 HRK
TNKC-R-A	Tankerkomerc d.d.	34.182	1880 HRK
TNPL-R-A	Tankerska plovidba d.d.	626.385	600 HRK
TNSA-R-A	Transadria d.d.	28.755	1910 HRK
TOZ-R-A	TOZ penkala, Tvornica olovaka Zagreb d.d.	200.000	300 HRK
TRKT-R-A	Trokut d.d.	121.302	300 HRK
TSTR-R-A	Tekstilstroj d.d.	114.442	300 HRK
TUHO-R-A	Turisthotel d.d.	394.756	300 HRK
ULPL-R-A	Uljanik Plovidba d. d.	580.000	400 HRK
ULJN-R-A	Uljanik brodogradilište d. d.	2.236.253	300 HRK
UNPP-R-A	Unijapapir d.d.	19.210	1800 HRK
VDKT-R-A	Viadukt d.d.	456.813	300 HRK
VIS-R-A	Vis d.d.	517.839	100 HRK
VJSN-R-A	Vjesnik d.d.	1.061.683	100 HRK
VLDS-R-A	Fima validus d.d.	2.701.538	100 HRK
VLEN-R-B	Viktor Lenac d.d.	12.407.813	10 HRK
VLHO-R-A	Valamar grupa d.d.	6.641.246	
VLPV-R-A	PPK Valpovo d.d.	407.790	300 HRK
VPIK-R-A	Vupik d.d.	1.422.127	400 HRK
VRBS-R-A	Vrboska d.d.	128.650	300 HRK
VSK-R-A	Banka kovanica d.d.	805.420	100 HRK
ZABA-R-A	Zagrebačka banka d.d.	64.048.391	380 HRK
ZAPI-R-A	Zagrebačka pivovara d.d.	620.450	300 HRK
ZDNK-R-A	Zdenka d.d.	458.068	300 HRK
ZITP-R-A	Žitoproizvod d.d.	109.300	400 HRK
ZLAR-R-A	Zlatni rat d.d.	552.319	370 HRK
ZLTO-R-A	Zlatni otok d.d.	357.590	360 HRK

Symbol	Issuer	Number of listed shares	Nominal value
ZLJS-R-A	Željezara Split d.d.	184.883	1200 HRK
ZPKL-R-A	Zagrebačke pekarnice Klara d.d.	283.760	400 HRK
ZTNJ-R-A	Žitnjak d.d.	205.643	690 HRK
ZVCV-R-A	Zvečevo d.d.	307.808	200 HRK
ZVZD-R-A	Zvijezda d.d.	100.257	2000 HRK
Parallel Market			
ADBK-R-A	Auto-Dubrovnik d.d.	60.073	300 HRK
AGED-R-A	Agram educa d.d.	41.000	1000 HRK
AGLG-R-A	Agrolaguna d. d.	58.487	2500 HRK
AHRV-R-A	Auto Hrvatska d.d. Split	21.212	500 DEM
ASC-R-A	Autoservisni centar d.d.	28.256	300 HRK
ATSK-R-A	Autotransport Karlovac d.d.	92.000	200 HRK
AUSL-R-A	Autoslavonija d.d.	44.328	300 HRK
AUTR-R-A	Autotransport d.d.	586.673	30 HRK
BAOT-R-A	Baotić d.d.	43.740	400 HRK
BCIN-R-A	BC institut d.d.	166.500	180 HRK
BDSS-R-A	Brodospas d.d.	372.331	80 HRK
BGAT-R-A	Bagat-trgovina d.d.	27.804	370 HRK
BJPL-R-A	Bojoplast d.d.	8.628	370 HRK
BRBA-P-A	Banka Brod d. d.	2.547	3800 HRK
BRBA-R-A	Banka Brod d. d.	8.284	3800 HRK
BRNI-R-A	Brioni d.d.	55.520	300 HRK
BZJK-R-A	Božjakovina d.d.	204.989	300 HRK
CBUS-R-A	Croatia-bus d.d.	239.603	370 HRK
CDBA-R-A	Credo banka d.d.	300.080	400 HRK
CHGB-R-A	Chromos d.d.	18.096	1800 HRK
CNMR-R-A	Cenmar d.d.	244.365	100 HRK
CROR-R-A	Croatia records d.d.	114.066	200 HRK
CRSK-R-A	Cresanka d.d.	28.978	1870 HRK
CSKA-R-A	Ceste Karlovac d.d.	95.095	100 HRK
DBPS-R-A	Dubravica d.d.	61.220	770 HRK
DHBJ-R-A	Euroduhan d.d.	8.115	1800 HRK
DIKL-R-A	DI Klana d. d.	10.657	3500 HRK
DRMC-R-A	Derma d.d.	43.292	400 HRK
DRVP-R-A	Drvoplast d.d.	44.760	380 HRK
DSNE-R-A	Donje Svetice nekretnine d.d.	70.833	360 HRK
ED63-R-A	Euro daus 1963 d.d.	71.182	200 HRK
EHOS-R-A	Euroherc osiguranje d.d.	305.010	200 HRK
EKOM-R-A	Eko međimurje d.d.	70.238	400 HRK
ELKM-R-A	Elektromaterijal d.d.	74.999	400 HRK
ELTR-R-A	Elektroda Zagreb d.d.	83.879	300 HRK
ENRE-R-A	Energoremont d.d.	44.110	300 HRK
ETZ-R-1	ETZ d.d. Osijek	11.246	300 HRK
EUDS-R-A	Euro Daus d.d.	71.182	200 HRK
GFZK-R-A	Geofizika d.d.	92.460	300 HRK
GIPK-R-A	GP Krk d.d.	78.942	380 HRK
GPZG-R-A	Zagorje d.d.	33.080	380 HRK
HARG-R-A	Grand Villa Argentina d.d.	1.554.972	100 HRK
HEMR-R-A	Hemar d.d.	11.199	100 HRK
HPLT-R-A	Hoteli Plat d.d.	197.255	300 HRK
HSPT-R-A	Hospitalija d.d.	102.212	100 HRK
IGML-R-A	IGM d.d. Lepoglava	174.930	400 HRK
INFS-R-A	Infosistem d.d.	53.557	400 HRK

Symbol	Issuer	Number of listed shares	Nominal value
ISAU-R-A	Istra - auto d.d.	83.523	200 HRK
ISGF-P-B	Istragrafika d.d.	54.639	200 HRK
IVEX-R-A	Istravino d. d.	148.635	400 HRK
IVNC-R-A	Ivančica d.d.	23.556	400 HRK
JLEN-R-A	Jelen d.d. Čakovec	66.268	400 HRK
KMEN-R-A	Kamen d.d.	99.458	300 HRK
KMKA-R-A	Kemika d.d.	95.259	300 HRK
KODS-R-A	Kordun d.d.	106.427	100 HRK
KOMI-P-A	Končar - montažni inženjering d.d.	19.706	300 HRK
KOMI-R-A	Končar - montažni inženjering d.d.	19.719	300 HRK
KOSN-P-A	Končar - električni aparati srednjeg napona d.d.	26.383	300 HRK
KOSN-R-A	Končar - električni aparati srednjeg napona d.d.	39.216	300 HRK
KOTR-P-A	Končar - mjerni transformatori d.d.	27.132	300 HRK
KOTR-R-A	Končar - mjerni transformatori d.d.	36.165	300 HRK
KOVA-P-A	Končar - električni visokonaponski aparati d.d.	16.446	300 HRK
KOVA-R-A	Končar - električni visokonaponski aparati d.d.	48.890	300 HRK
KRDN-R-A	Kordun d.d.	256.320	50 HRK
KTKA-R-A	Kotka d.d.	36.550	800 HRK
LANA-R-A	Lana-karlovačka tiskara d.d.	60.801	380 HRK
LKZD-R-A	Luka Zadar d.d.	106.246	200 HRK
LMPR-R-A	Lipa Mill proizvodnja d.d.	70.833	360 HRK
LNIA-R-A	Lonia d.d.	100.297	200 HRK
LOVI-R-A	Model pakiranja d.d.	419.506	200 HRK
MBTN-R-A	Međimurje beton d.d.	53.309	
MDSP-R-A	Modra špilja d.d.	61.655	300 HRK
MILS-R-A	Mils, mljekara Split d.d.	60.706	100 DEM
MIVA-R-A	Vajda d.d.	64.930	390 HRK
MKTL-R-A	Merkantile d.d.	67.180	380 HRK
MLDN-R-A	Mladina d.d.	96.098	300 HRK
MMTZ-R-A	Montmontaža d.d.	8.028	3500 HRK
MNTK-R-A	Montkemija d.d.	47.494	300 HRK
PAUL-R-A	Paulana d.d.	43.264	500 HRK
PSMR-R-A	Pismorad d.d.	23.290	370 HRK
PZC-R-A	PZC Ssplit d.d.	49.500	380 HRK
PZCV-R-A	PZC Varaždin d.d.	156.895	100 HRK
RBAG-R-A	Riba d.d.	20.318	400 HRK
RBA-P-A	Raiffeisenbank Austria d.d.	7.750	10000 HRK
RCNC-R-A	R.C. d.d.	8.049	300 HRK
RVRA-R-A	Rivijera d.d.	277.161	330 HRK
RZVL-R-A	Farmal d.d.	104.924	300 HRK
SEM-R-A	Linijska nacionalna plovidba d.d.	318.383	100 HRK
SLAX-R-A	SILAX d.d.	94.494	100 HRK
SLGA-R-A	Sloga d.d.	358.404	90 HRK
SLTR-R-A	Slavijatrans d.d.	80.470	300 HRK
SM86-R-A	SEM 1986 d.d.	136.432	100 HRK
SMBA-R-A	Samoborska banka d.d.	70.354	700 HRK
SNHO-R-A	SN holding d.d.	2.950.000	
SOUC-R-A	Son-ugo-cor d.d.	89.150	400 HRK
SPNV-R-A	Spin Valis d. d. Požega	72.905	400 HRK
SPPL-R-A	Splitska plovidba d.d.	187.767	300 HRK
TIMT-R-A	TIM d.d.	285.400	100 HRK
TKZD-R-A	Tvornica kruha Zadar d.d.	47.890	370 HRK
TNER-R-A	Tanker d.d.	78.000	100 HRK

Symbol	Issuer	Number of listed shares	Nominal value
TRMP-R-A	TERMOPLIN d.d.	50.013	400 HRK
TRST-R-A	Trast d.d.	12.148	2000 HRK
TSHC-R-A	Tvornica stočne hrane d.d.	13.551	800 HRK
URIH-R-A	Urbanistički institut Hrvatske d.d.	22.898	300 HRK
VDMV-R-A	Vodomaterijal d.d.	41.084	100 HRK
VGVI-R-A	Vrgorka-vinarija d.d.	29.936	380 HRK
VISK-R-A	Vis konfekcija d.d. Varaždin	18.494	1500 HRK
VLVI-R-A	Vinoplod-vinarija d.d.	11.146	2600 HRK
VZVJ-R-A	Varaždinec d.d.	9.675	300 HRK
ZEP-R-A	Zagrebačko elektrotehničko poduzeće d.d.	75.560	370 HRK
ZRNS-R-A	Zrinski d.d.	64.176	400 HRK
ZSZG-R-A	Zaštita-Zagreb d.d.	5.778	1880 HRK

4. Listed Bonds

Symbol	Issuer	Nominal value	Listed quantity	Coupon rate	Maturity
Official Market					
ATGR-O-11CA	Atlantic grupa d.d.	1 HRK	115.000.000	5,7500	6.12.2011
BLSC-O-091A	Belišće d.d.	1 EUR	8.000.000	5,5000	14.1.2009
FNOI-D-091A	Fond za naknadu oduzete imovine	5,11 EUR	666.929	0,0000	1.1.2009
FNOI-D-097A	Fond za naknadu oduzete imovine	5,11 EUR	666.929	0,0000	1.7.2009
FNOI-D-101A	Fond za naknadu oduzete imovine	5,11 EUR	666.929	0,0000	1.1.2010
FNOI-D-107A	Fond za naknadu oduzete imovine	5,11 EUR	666.929	0,0000	1.7.2010
FNOI-D-111A	Fond za naknadu oduzete imovine	5,11 EUR	666.929	0,0000	1.1.2011
FNOI-D-117A	Fond za naknadu oduzete imovine	5,11 EUR	666.929	0,0000	1.7.2011
FNOI-D-121A	Fond za naknadu oduzete imovine	5,11 EUR	666.929	0,0000	1.1.2012
FNOI-D-127A	Fond za naknadu oduzete imovine	5,11 EUR	666.929	0,0000	1.7.2012
FNOI-D-131A	Fond za naknadu oduzete imovine	5,11 EUR	666.929	0,0000	1.1.2013
FNOI-D-137A	Fond za naknadu oduzete imovine	5,11 EUR	666.929	0,0000	1.7.2013
FNOI-D-141A	Fond za naknadu oduzete imovine	5,11 EUR	666.929	0,0000	1.1.2014
FNOI-D-147A	Fond za naknadu oduzete imovine	5,11 EUR	666.929	0,0000	1.7.2014
FNOI-D-151A	Fond za naknadu oduzete imovine	5,11 EUR	666.929	0,0000	1.1.2015
FNOI-D-157A	Fond za naknadu oduzete imovine	5,11 EUR	666.929	0,0000	1.7.2015
FNOI-D-161A	Fond za naknadu oduzete imovine	5,11 EUR	666.929	0,0000	1.1.2016
FNOI-D-167A	Fond za naknadu oduzete imovine	5,11 EUR	666.929	0,0000	1.7.2016
FNOI-D-171A	Fond za naknadu oduzete imovine	5,11 EUR	666.929	0,0000	1.1.2017
FNOI-D-177A	Fond za naknadu oduzete imovine	5,11 EUR	666.929	0,0000	1.7.2017
FNOI-D-181A	Fond za naknadu oduzete imovine	5,11 EUR	666.929	0,0000	1.1.2018
FNOI-D-187A	Fond za naknadu oduzete imovine	5,11 EUR	666.929	0,0000	1.7.2018
FNOI-D-191A	Fond za naknadu oduzete imovine	5,11 EUR	666.929	0,0000	1.1.2019
FNOI-D-197A	Fond za naknadu oduzete imovine	5,11 EUR	666.929	0,0000	1.7.2019
GDKC-O-116A	Grad Koprivnica	1 HRK	60.000.000	6,5000	29.6.2011
GDRI-O-167A	Grad Rijeka	1 EUR	16.383.008	4,1250	18.7.2016

Symbol	Issuer	Nominal value	Listed quantity	Coupon rate	Maturity
GDST-O-137A	Grad Split	1 EUR	8.000.000	4,5625	24.7.2013
GDST-O-15BA	Grad Split	1 EUR	8.100.000	4,7500	27.11.2015
GDST-O-177A	Grad Split	1 EUR	8.200.000	6,0000	8.7.2017
GDZD-O-119A	Grad Zadar	1 EUR	18.500.000	5,5000	1.9.2011
HBOR-O-112A	Hrvatska banka za obnovu i razvitak d.d.	1 EUR	300.000.000	4,8800	11.2.2011
HEP-O-13BA	HEP d.d.	1 HRK	500.000.000	5,0000	29.11.2013
HEP-O-17CA	HEP d.d.	1 HRK	700.000.000	6,5000	7.12.2017
INGR-O-11CA	Ingra d.d.	1 HRK	200.000.000	6,1250	6.12.2011
JDGL-O-126A	Jadran - galenski laboratorij d. d.	1 HRK	125.000.000	5,6500	11.6.2012
JDRA-O-129A	Jadranka d. d.	1 HRK	75.000.000	6,4750	13.9.2012
JRLN-O-12AA	Jadrolinija	1 HRK	70.000.000	6,5000	25.10.2012
NEXE-O-116A	Nexe grupa d.d.	1 HRK	750.000.000	5,5000	14.6.2011
OIV-O-14BA	Odašiljači i veze d.o.o.	1 HRK	100.000.000	7,2500	20.11.2014
OPTE-O-142A	OT-optima telekom d.d.	1 HRK	250.000.000	9,1250	1.2.2014
PLOR-O-133A	Plodine d. d.	1 HRK	100.000.000	9,0000	4.3.2013
PODR-O-115A	Podravka d.d.	1 HRK	375.000.000	5,1250	17.5.2011
RBA-O-112A	Raiffeisenbank Austria d.d.	1 HRK	600.000.000	4,1250	10.2.2011
RHMF-O-08CA	Ministarstvo financija Republike Hrvatske	1 EUR	200.000.000	6,8750	14.12.2008
RHMF-O-103A	Ministarstvo financija Republike Hrvatske	1 HRK	3.000.000.000	6,7500	8.3.2010
RHMF-O-125A	Ministarstvo financija Republike Hrvatske	1 EUR	500.000.000	6,8750	23.5.2012
RHMF-O-137A	Ministarstvo financija Republike Hrvatske	1 HRK	4.000.000.000	4,5000	11.7.2013
RHMF-O-142A	Ministarstvo financija Republike Hrvatske	1 EUR	650.000.000	5,5000	10.2.2014
RHMF-O-157A	Ministarstvo financija Republike Hrvatske	1 EUR	350.000.000	4,2500	14.7.2015
RHMF-O-15CA	Ministarstvo financija Republike Hrvatske	1 HRK	5.500.000.000	5,2500	15.12.2015
RHMF-O-172A	Ministarstvo financija Republike Hrvatske	1 HRK	5.500.000.000	4,7500	8.2.2017
RHMF-O-19BA	Ministarstvo financija Republike Hrvatske	1 EUR	500.000.000	5,3750	29.11.2019
RPRO-O-181A	Rijeka promet d. d.	1 HRK	192.000.000	6,8130	25.1.2018
Regular Market					
GROS-O-17AA	Grad Osijek	1 HRK	25.000.000	5,5000	30.10.2017
GRVI-O-17AA	Grad Vinkovci	1 HRK	42.000.000	5,5000	23.10.2017
Parallel Market					
HOTR-O-941A	Hospitalija trgovina d.o.o.	1 HRK	75.000.000	8,2500	5.10.2009
MTEL-O-097A	Metronet telekomunikacije d.d.	1 HRK	120.000.000	8,5000	28.7.2009
SEM-O-101A	Linijaska nacionalna plovidba d.d.	1 HRK	15.000.000	7,0000	12.1.2010

5. Listed rights

Symbol	Issuer	Nominal value	Listed quantity
RHMJ-A-A	Republika Hrvatska	1 HRK	400.000.000
RHMF-A-A	Republika Hrvatska	1 HRK	644.750.000

6. Listed Commercial Papers

Symbol	Issuer	Nominal value	Listed quantity
Official Market			
INGR-M-934A	Ingra d.d.	1 HRK	100.000.000
MDKA-M-843A	Medika d.d.	1 HRK	70.000.000
MGMA-M-906A	Magma d.d.	1 HRK	75.000.000
MGMA-M-916A	Magma d.d.	1 HRK	85.000.000
PLOR-M-914A	Plodine d. d.	1 HRK	33.000.000
VART-M-926A	Varteks d. d.	1 HRK	50.000.000
Regular Market			
DIMS-M-928A	Digitel medijski servisi d.o.o.	1 HRK	50.000.000
DLKV-M-930A	Dalekovod d.d.	1 HRK	115.000.000
DLKV-M-937A	Dalekovod d.d.	1 HRK	110.000.000
H1TE-M-914A	H1 Telekom d.d.	1 HRK	45.000.000
HGSP-M-937A	HG Spot d.d.	1 HRK	55.000.000
IGH-M-926A	Institut Građevinarstva Hrvatske d.d.	1 HRK	80.000.000
KSIN-M-911A	Konstruktor inženjering d.d.	1 HRK	100.000.000
MSAN-M-845A	M SAN grupa d.d.	1 HRK	28.900.000
MSAN-M-903A	M SAN grupa d.d.	1 HRK	10.150.000
MSAN-M-936A	M SAN grupa d.d.	1 HRK	50.000.000
MTEL-M-940A	Metronet telekomunikacije d.d.	1 HRK	50.000.000
TEAM-M-905A	TEAM d.d.	1 HRK	40.000.000
WUSP-M-849A	Wulf Sport d.o.o	1 HRK	8.500.000
ZGMN-M-851A	Zagreb-Montaža d.o.o.	1 HRK	30.000.000
ZGMN-M-910A	Zagreb-Montaža d.o.o.	1 HRK	20.000.000
ZTOS-M-929A	Žito d.o.o.	1 HRK	30.000.000

7. Methodological Remarks

- 1) High is the highest trading price for a share in the selected period of time.
- 2) Low is the lowest trading price for a share in the selected period of time.
- 3) Last is the price of the last trade for a share in the selected period of time.
- 4) The performance of shares is calculated with the last prices in the compared periods.
- 5) Reported trades are trades with bonds greater than 3,000,000 HRK in accordance with the Zagreb Stock Exchange Rules.
- 6) Institutional trades are trades reported to the Zagreb Stock Exchange by institutional investors in accordance with Securities Law.
- 7) For the price curve daily closing prices are used.
- 8) Earnings per share is the ratio of net income and common stocks.
Price earnings ratio is the ratio of last price and earning per share.
Dividend yield is the ratio of paid dividend per share and last price.