



ZAGREBAČKA BURZA
THE ZAGREB STOCK EXCHANGE

Trading Summary First half of 2008

Zagreb, July 2008

This report or any part thereof may be reprinted, copied or redistributed in any way only with prior written permission and full credit.

The information contained herein is compiled and collected with care, but total accuracy and/or completeness is not guaranteed by the Zagreb Stock Exchange (ZSE). This publication is issued with the express condition to which everyone purchasing and making use thereof assents that no liability shall be incurred by ZSE. This publication is issued for information purposes only and is not to be construed in any way as an invitation to purchase or sell any security mentioned herein. ZSE recommends to any potential investor to seek professional advice before investing.

Copyright © 2008. Zagrebačka burza d.d.
Zagreb
Ivana Lučića 2a

Content:

- 1. TRADE..... 1**
 - 1.1. GENERAL CHARACTERISTICS..... 1
 - 1.2. MONTHLY TRADING OVERVIEW 2
 - 1.3. STOCKS WITH THE LARGEST MARKET CAPITALIZATION 4
 - 1.4. MOST ACTIVE STOCKS BY TURNOVER..... 5
 - 1.5. STOCKS PERFORMANCE 6
 - 1.6. BLOCK TRANSACTIONS..... 11
 - 1.7. BONDS PERFORMANCE..... 11
 - 1.8. CERTIFICATES PERFORMANCE 13
 - 1.9. COMMERCIAL PAPERS PERFORMANCE 13
 - 1.10. TOP 10 MEMBERS BY EQUITY TURNOVER 14
 - 1.11. TOP 10 MEMBERS BY BOND TURNOVER..... 14
 - 1.12. TOP 10 MEMBERS BY TOTAL TURNOVER..... 14
 - 1.13. BEST PERFORMING STOCKS 15
 - 1.14. UNDER PERFORMING STOCKS..... 15
 - 1.15. FINANCIAL RATIOS..... 16
- 2. PRICES AND VOLUMES FOR THE MOST ACTIVE STOCKS 17**
- 3. LISTED COMPANIES 20**
- 4. LISTED BONDS..... 29**
- 5. LISTED CERTIFICATES..... 30**
- 6. LISTED COMMERCIAL PAPERS 31**
- 7. METHODOLOGICAL REMARKS 32**

1. Trade

1.1. General characteristics

(Market Capitalization in millions of HRK)

	Second half of 2007.	First half of 2008.	%
Regular turnover			
Stocks	11.012.680.615	9.936.340.009	-9,8%
Bonds	231.108.553	111.046.703	-52,0%
Certificates	3.577.500	24.875.174	595,3%
Block turnover	336.154.012	604.711.089	79,9%
Reported turnover*	1.776.481.481	703.080.888	-60,4%
Institutional turnover**	17.257.282.432	7.120.609.812	-58,7%
Total	30.617.317.441	18.500.663.674	-39,6%
Regular volume:			
Stocks	16.143.341	16.317.483	1,1%
Bonds	177.536.288	84.093.954	-52,6%
Certificates	2.385.000	16.583.449	595,3%
Block volume*	267.145	849.437	218,0%
Reported volume*	760.060.000	257.127.500	-66,2%
Institutional volume**	9.861.504.670	3.852.275.488	-60,9%
Total	10.817.897.589	4.227.247.311	-60,9%
CROBEX [©]	5.239,00	3.587,59	-31,5%
CROBIS [©]	96,48	95,29	-1,2%
Total number of trades	302.435	383.845	26,9%
Number of securities traded	317	336	6,0%
Number of trading days	124	123	-0,8%
Market Capitalization			
Stocks	352.238,3	246.900,4	-29,9%
Bonds	41.696,2	37.856,3	-9,2%
Total	393.934,5	284.756,7	-27,7%
Number of listed shares			
Official Market	14	15	7,1%
Regular Market	9	10	11,1%
JDD Market	248	239	-3,6%
Parallel Market	112	111	-0,9%
Daily average:			
Turnover	246.913.850	150.411.900	-39,1%
Volume	87.241.110	34.367.864	-60,6%
Number of trades	2.439	3.121	28,0%

1.2. Monthly trading overview

(Market Capitalization in millions of HRK)

Month	Number of trades		Volume		Number of securities traded	Market Capitalization
	Total	Average daily	Total	Average daily		
January	76.735	3.488	1.612.160.207	73.280.009	280	368.210,6
February	60.558	2.884	1.110.578.948	52.884.712	245	343.512,8
March	51.381	2.704	724.651.221	38.139.538	245	319.758,2
April	83.138	3.779	273.939.007	12.451.773	244	310.097,5
May	63.565	3.346	244.516.458	12.869.287	229	310.542,5
June	48.468	2.423	261.401.470	13.070.074	218	284.756,7
Total	383.845	3.121	4.227.247.311	34.367.864	336	

(Turnover in millions of HRK)

Month	Equity		Bonds		Certificates		Total turnover
	Turnover	% total turnover	Turnover	% total turnover	Turnover	% total turnover	
January	2.710,6	46,0	3.184,2	54,0	0,0	0,0	5.894,8
February	1.852,1	53,2	1.626,4	46,7	1,3	0,0	3.479,8
March	1.519,3	54,6	1.263,9	45,4	0,0	0,0	2.783,1
April	2.091,5	75,5	679,0	24,5	0,8	0,0	2.771,4
May	1.388,7	72,9	493,3	25,9	22,7	1,2	1.904,8
June	978,8	58,7	687,9	41,3	0,0	0,0	1.666,7
Total	10.541,1	57,0	7.934,7	42,9	24,9	0,1	18.500,7

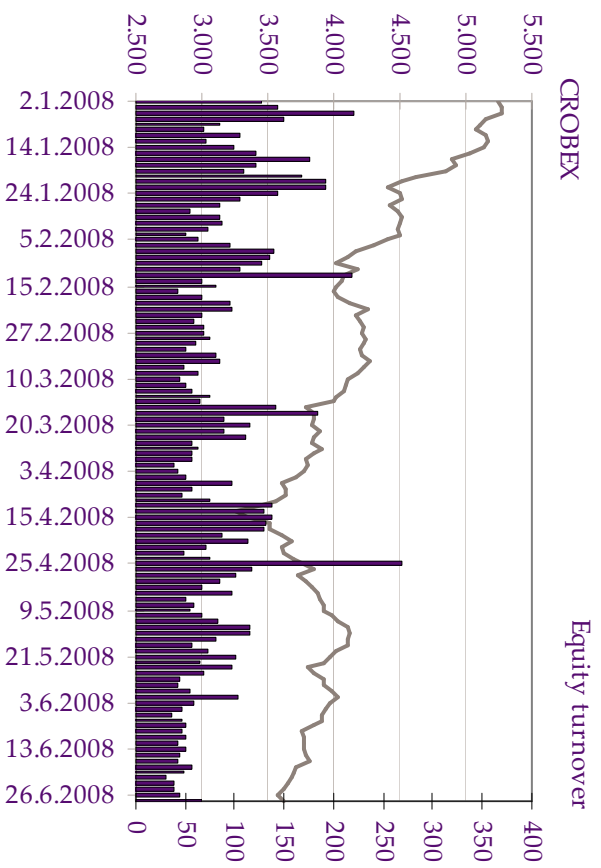


Chart 1: CROBEX® and equity turnover

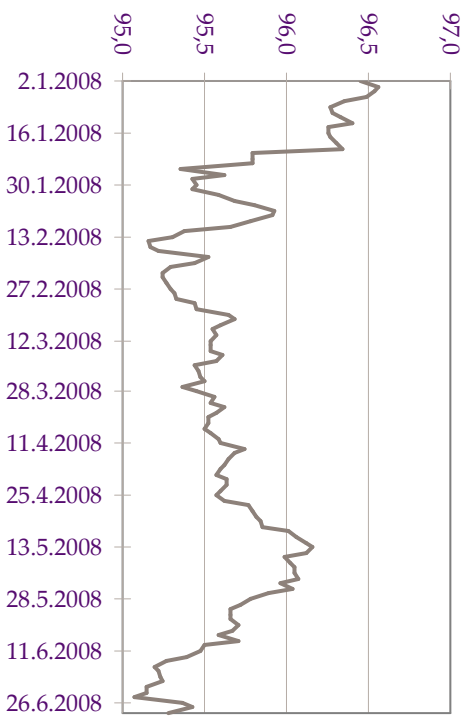


Chart 2: Zagreb Stock Exchange bond index CROBIS®

1.3. Stocks with the Largest Market Capitalization

	Symbol	Issuer	Market capitalization (HRK mil)	Pct. of Mct Cap	Cumulative percentage
1	INA-R-A	Ina d.d.	25.700,0	10,4	10,2
2	ZABA-R-A	Zagrebačka banka d.d.	25.043,6	10,1	20,6
3	HT-R-A	HT d.d.	22.355,6	9,1	29,6
4	PBZ-R-A	PBZd.d.	18.692,7	7,6	37,2
5	PLVA-R-A	Pliva d.d.	13.591,2	5,5	42,7
6	RIBA-R-A	Erste&Steiermärkische Bank d. d.	11.870,2	4,8	47,5
7	STBA-R-A	Societe Generale-Splitska banka d.d.	5.897,1	2,4	49,9
8	KNZM-R-A	Konzum d.d.	5.675,5	2,3	52,2
9	ADRS-R-A	Adris grupa d. d.	4.808,1	1,9	54,1
10	CROS-R-A	Croatia osiguranje d.d.	3.691,2	1,5	55,6
		Others	109.575,2	44,4	100,0
		Total	246.900,4		

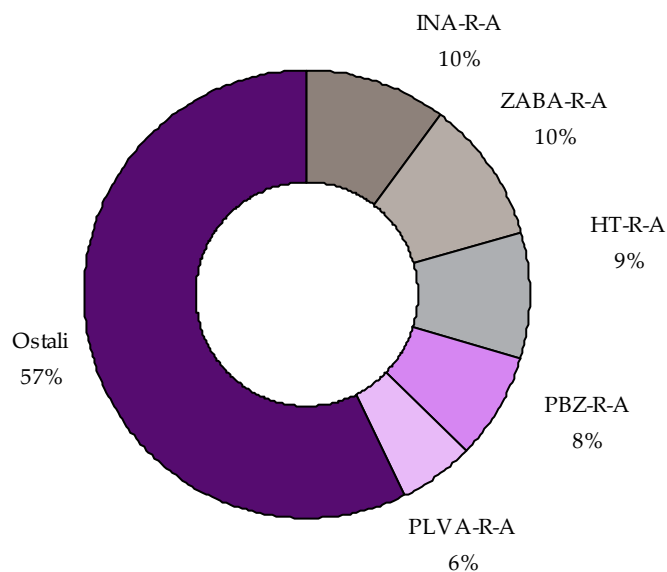


Chart 3: Market Capitalization

1.4. Most Active Stocks by Turnover

	Symbol	Issuer	Turnover (HRK)	Pct (%)	Cumulative percentage
1	HT-R-A	HT d.d.	1.302.541.359	12,4	12,4
2	ATPL-R-A	Atlantska plovidba d.d.	807.211.953	7,7	20,0
3	INA-R-A	Ina d.d.	761.315.644	7,2	27,2
4	IGH-R-A	Institut Građevinarstva Hrvatske d.d.	618.733.705	5,9	33,1
5	ERNT-R-A	Ericsson Nikola Tesla d.d.	595.974.442	5,7	38,8
6	ADRS-P-A	Adris grupa d. d.	522.614.728	5,0	43,7
7	BLSC-R-A	Belišće d.d.	508.272.580	4,8	48,5
8	DLKV-R-A	Dalekovod d.d.	347.077.640	3,3	51,8
9	INGR-R-A	Ingra d.d.	334.174.346	3,2	55,0
10	ULPL-R-A	Uljanik Plovidba d. d.	294.750.159	2,8	57,8
		Others	4.448.384.541	42,2	100,0
		Total	10.541.051.098		

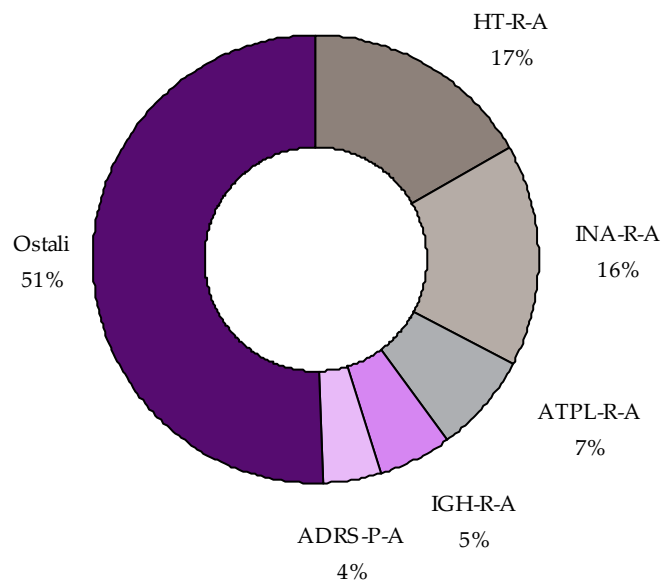


Chart 4: Structure of equity turnover

1.5. Stocks Performance

(All prices and turnover in Kunas, market capitalization in millions of Kunas)

	High	Low	Last	Date of last trade	Net change (%)	Volume	Turnover	Market capitalization
Official Market								
ATGR-R-A	938,99	700,00	731,00	30.6.2008	-16,6	227.306	182.637.562	1.805,6
CROS-P-A	16.000,00	10.000,11	10.000,11	27.6.2008	-37,5	228	2.950.781	87,5
CROS-R-A	17.299,00	10.100,00	12.000,00	30.6.2008	-32,2	3.026	40.695.847	3.691,2
HT-R-A	356,00	268,01	273,00	30.6.2008	-22,6	4.272.510	1.302.541.359	22.355,6
INA-R-A	2.800,00	2.040,00	2.570,00	30.6.2008	-7,8	316.308	761.315.644	25.700,0
INGR-R-A	55.500,00	23.000,00	32.500,00	30.6.2008	-39,8	8.893	334.174.346	1.625,0
ISTT-R-A	480,00	410,01	435,99	30.6.2008	-3,1	63.082	28.306.195	2.038,3
MDKA-R-A	23.699,00	12.000,00	12.001,01	30.6.2008	-36,8	815	14.927.677	362,4
MGMA-R-A	308,00	170,00	188,11	30.6.2008	-37,7	207.814	49.870.037	916,9
OPTE-R-A	288,00	99,00	112,88	30.6.2008	-57,4	84.864	16.182.256	318,3
PLVA-R-A	1.000,00	731,00	731,00	30.6.2008	-14,0	22.983	18.847.653	13.591,2
PODR-R-A	514,00	351,10	375,01	30.6.2008	-26,5	455.104	185.043.347	2.032,6
VART-R-1	250,00	118,55	136,20	30.6.2008	-42,8	46.772	8.369.028	261,6
VERN-R-A	110,00	80,00	92,00	30.6.2008	-12,2	1.381.848	144.232.284	169,7
VIRO-R-A	1.708,00	707,00	949,00	30.6.2008	-41,6	162.405	190.556.121	1.315,9
ZIF Market								
BRIN-R-A	121,50	68,00	74,96	30.6.2008	-42,3	29.183	2.908.247	37,9
FMP5-R-A	93,00	58,00	64,49	24.6.2008	-30,2	14.721	1.040.394	129,2
JAKT-R-A	110,00	70,00	91,00	19.6.2008	-16,1	17.222	1.632.111	72,0
QUNE-R-A	104,55	80,00	99,99	30.6.2008	0,0	10.239	994.043	225,5
SLPF-R-A	93,99	58,01	68,01	30.6.2008	-24,4	446.578	30.392.541	227,6
TRFM-R-A	1.000,00	930,00	950,00	23.6.2008	-11,2	4.288	4.090.722	34,2
UCMA-R-A	102,00	102,00	102,00	28.3.2008	0,0	50	5.100	8,3
VLBT-R-A	13,08	5,00	6,03	19.6.2008	-53,8	9.582	80.983	20,5
JDD Market								
ABPR-R-A	139,00	139,00	139,00	22.2.2008	0,0	35	4.865	17,1
ACI-R-A	13.000,00	9.950,00	11.000,00	30.6.2008	-8,3	842	9.435.904	1.221,7
ACM-R-A	110,00	100,00	100,00	9.5.2008	-9,1	1.726	172.810	14,4
ADPL-R-A	252,00	122,01	122,50	30.6.2008	-45,5	138.569	23.995.534	514,4
ADRS-P-A	589,90	352,10	370,00	30.6.2008	-36,2	1.145.454	500.094.728	2.510,1
ADRS-R-A	720,00	500,00	500,02	27.6.2008	-24,2	36.017	24.182.666	4.808,1
AGMM-R-A	2.389,00	1.599,00	1.800,00	30.6.2008	-21,7	1.449	2.771.598	74,5
AMDN-R-A	198,99	170,00	198,99	30.6.2008	-2,9	496	90.934	152,3
ARNT-R-A	509,00	135,00	160,00	30.6.2008	-68,0	38.638	13.278.049	349,2
ATLN-R-A	100,00	50,00	55,50	27.6.2008	-44,5	92.046	6.740.550	185,1
ATLS-R-A	69,50	45,00	58,00	30.6.2008	-13,4	63.608	3.687.607	110,5
ATPL-R-A	3.525,00	1.911,00	2.499,00	30.6.2008	-29,2	299.274	800.560.953	3.487,4
AUHR-R-A	59.500,00	33.999,00	33.999,00	27.6.2008	-29,2	270	12.096.896	608,1
BD62-R-A	860,00	383,01	400,00	30.6.2008	-52,9	36.827	22.601.583	300,8
BDMR-R-A	3.200,00	1.600,00	1.600,00	14.5.2008	-47,2	119	254.143	158,9
BLKL-R-A	245,00	100,06	110,00	27.6.2008	-56,9	1.318	223.171	55,0
BLSC-R-A	1.171,99	831,00	842,19	30.6.2008	-1,3	199.457	183.389.780	980,6
BLJE-R-A	388,00	186,00	211,60	30.6.2008	-32,2	286.298	88.122.049	1.738,4
BPBA-R-A	470,00	200,00	349,93	30.6.2008	-22,2	59.828	24.687.339	536,6
BRIK-R-A	298,99	250,00	257,50	18.4.2008	-6,4	711	196.126	103,3
BRNK-R-A	379,00	330,00	330,00	8.2.2008	-18,5	479	165.523	43,7
BRST-R-A	275,00	121,00	178,99	30.6.2008	-34,9	9.532	1.646.788	30,9
CEBA-P-A	880,00	638,00	638,00	30.6.2008	-29,5	5.574	4.273.589	39,9
CEBA-R-A	1.200,01	625,00	660,00	30.6.2008	-47,2	9.900	7.908.230	187,6
CHAG-R-A	1.700,00	1.399,00	1.399,00	23.6.2008	-26,4	200	309.950	176,2
CHBL-R-A	480,00	480,00	480,00	6.2.2008	-15,0	11	5.280	138,1

	High	Low	Last	Date of last trade	Net change (%)	Volume	Turnover	Market capitalization
CKML-R-A	7.500,00	5.500,00	5.600,00	30.6.2008	-23,3	2.605	17.273.148	588,0
CRAL-R-A	1.000,00	330,08	350,00	30.6.2008	-57,6	682	448.054	1.723,5
CRBT-R-A	380,03	380,00	380,00	22.1.2008	-5,0	212	80.561	68,4
CRLL-R-A	5.280,00	4.000,00	4.000,00	30.6.2008	-11,7	155	711.053	580,3
CTKS-R-A	120,00	119,00	120,00	22.2.2008	9,1	131	15.590	29,5
DDJH-R-A	243,00	111,20	120,19	30.6.2008	-45,6	588.091	103.184.491	389,1
DDJM-R-A	1.770,00	672,00	780,00	24.6.2008	-53,4	977	1.410.770	197,5
DIOK-R-A	692,00	350,00	485,00	30.6.2008	-22,4	98.070	53.061.274	1.960,4
DKVS-R-A	229,97	115,30	125,00	30.6.2008	-35,9	25.253	4.503.363	131,7
DLKV-R-A	1.699,90	718,01	849,00	30.6.2008	-50,1	311.691	347.077.640	1.947,4
DLMC-R-A	1.701,00	1.701,00	1.701,00	14.1.2008	0,0	18	30.618	2.891,7
DUPM-R-A	360,00	360,00	360,00	28.4.2008	0,0	10	3.600	127,6
EIG-R-A	116,00	49,00	50,25	30.6.2008	-53,9	75.281	5.394.328	77,2
ELKL-R-A	1.500,00	700,00	702,00	19.6.2008	-53,2	975	997.483	58,9
ELKP-R-A	2.400,00	1.450,00	1.998,00	30.6.2008	-16,8	367	665.011	179,4
ELPR-R-A	306,00	150,00	199,98	30.6.2008	-33,3	30.277	6.990.397	67,0
ERNT-R-A	3.490,00	2.050,00	2.130,00	30.6.2008	-37,7	199.565	538.544.442	2.836,4
EXCL-R-A	294,00	225,00	294,00	13.3.2008	8,9	42	9.657	139,6
EXPD-R-A	1.500,00	1.000,00	1.499,99	5.5.2008	28,2	20	28.000	216,0
FNVC-R-A	594,00	340,00	383,00	30.6.2008	-32,9	6.661	3.057.665	236,6
FRNK-R-A	2.150,00	1.306,00	1.375,00	30.6.2008	-31,3	9.158	14.569.022	587,4
GKBA-P-A	275,00	251,00	275,00	14.3.2008	0,0	299	77.126	30,2
GKBA-R-A	274,00	250,00	274,00	14.3.2008	-3,2	1.119	285.358	463,1
HBRL-R-A	314,99	99,51	99,51	17.6.2008	-68,4	2.549	408.165	52,3
HBVD-R-A	191,00	191,00	191,00	8.1.2008	-10,7	20	3.820	54,7
HCRC-R-A	407,49	280,00	379,89	13.5.2008	-6,8	2.590	1.016.229	409,9
HCVT-R-A	269,50	249,00	269,50	21.4.2008	-2,0	484	122.319	165,5
HDBK-R-A	320,00	181,03	210,00	30.6.2008	-37,3	21.851	5.120.862	370,7
HDEL-R-A	1.831,01	680,00	777,00	30.6.2008	-57,7	66.854	75.526.506	484,8
HDUZ-R-A	1.400,00	1.400,00	1.400,00	6.6.2008	16,7	36	50.400	374,1
HEFA-R-A	470,00	440,00	470,00	18.6.2008	-2,1	850	382.790	159,1
HGSP-R-A	718,00	541,00	575,00	30.6.2008	-12,9	6.876	4.295.731	189,8
HHLD-R-A	105,00	105,00	105,00	25.1.2008	0,0	82	8.610	1.127,0
HIMR-R-A	1.049,00	600,00	700,00	20.6.2008	-27,1	7.457	7.034.385	445,1
HJDR-R-A	550,00	300,00	300,00	18.6.2008	-33,3	251	106.691	32,1
HMAM-R-A	250,01	130,10	190,99	30.6.2008	-23,6	46.722	8.970.772	213,8
HMDN-R-A	145,00	77,01	100,01	26.6.2008	-31,0	1.078	112.489	39,4
HMST-R-A	420,00	300,00	309,50	30.6.2008	-14,0	985	342.417	159,6
HOMS-R-A	40,90	28,50	29,00	20.6.2008	-21,6	8.216	283.552	7,1
HPB-R-A	9.290,00	5.201,00	5.201,00	27.6.2008	-41,6	236	1.844.488	2.764,9
HPDG-R-A	132,49	64,01	88,00	30.6.2008	-25,8	22.355	2.286.111	32,2
HRBC-R-A	400,00	200,00	200,00	30.6.2008	-45,9	11.238	3.125.700	202,4
HRBS-R-A	85,00	85,00	85,00	16.5.2008	-19,0	229	19.465	16,0
HRDH-R-A	200,00	103,07	119,99	19.6.2008	-35,1	2.958	478.405	101,1
HTCP-R-A	299,00	211,02	220,00	10.4.2008	-26,7	901	244.610	120,6
HTPK-R-A	399,00	234,00	270,11	30.6.2008	-24,6	41.917	12.836.451	115,2
HTPO-R-A	514,99	300,00	349,98	29.5.2008	-32,0	3.255	1.342.072	61,5
HUPZ-R-A	2.940,00	2.100,00	2.250,00	30.6.2008	-10,4	29.439	70.388.418	1.115,1
HVDC-R-A	91,00	91,00	91,00	20.5.2008	0,0	14	1.274	42,6
HZDZ-R-A	220,00	121,00	135,00	13.6.2008	-42,6	764	127.226	20,9
HZVG-R-A	119,00	55,00	60,00	30.6.2008	-52,0	4.695	354.588	18,2
IGH-R-A	15.200,00	7.000,00	9.600,00	30.6.2008	-32,1	53.892	613.658.705	1.522,4
ILRA-R-A	445,00	445,00	445,00	8.1.2008	-20,5	6	2.670	111,0
IMZV-R-A	719,00	414,10	439,99	27.6.2008	-36,2	6.565	3.771.172	88,3
INDG-R-A	1.899,99	905,61	1.199,50	30.6.2008	-29,4	30.859	42.013.986	543,2
IPKK-R-A	1.235,00	451,00	549,00	30.6.2008	-53,9	76.812	58.435.225	392,6
IPKO-R-A	165,00	44,50	54,00	26.6.2008	-70,2	2.990	395.483	461,7
ISTR-R-A	2.100,00	1.000,00	1.000,00	20.6.2008	-44,4	372	641.159	65,0

	High	Low	Last	Date of last trade	Net change (%)	Volume	Turnover	Market capitalization
JDBA-R-A	13.550,00	3.600,00	3.765,00	27.6.2008	-72,3	1.525	9.036.241	450,4
JDGT-R-A	800,00	600,00	625,00	26.6.2008	-11,6	1.125	733.985	76,9
JDKM-R-A	390,00	150,00	160,00	30.6.2008	-60,1	4.171	974.631	34,8
JDOS-R-A	7.300,00	4.505,00	4.805,57	26.6.2008	-32,3	5.678	32.010.170	600,7
JDPL-R-A	763,00	470,00	550,00	30.6.2008	-26,7	242.488	150.505.895	900,2
JDRA-R-A	2.450,00	1.205,10	1.205,10	30.6.2008	-53,7	1.067	2.034.037	400,7
JDTC-R-A	500,00	250,00	250,00	21.4.2008	-45,7	1.426	470.349	35,4
JLSA-R-A	37,00	24,01	37,00	5.5.2008	57,4	530	14.768	39,1
JMNC-R-A	145.000,00	80.000,00	90.000,00	23.6.2008	-18,2	118	13.400.716	1.991,3
JNAF-R-A	5.584,00	2.801,00	3.480,00	30.6.2008	-32,2	6.184	26.652.601	2.585,1
JTMN-R-A	44,00	30,00	30,00	17.3.2008	-25,0	4.550	155.743	5,2
KABA-P-A	240,00	200,05	240,00	7.3.2008	4,3	143	30.858	2,6
KABA-R-A	349,99	193,00	194,12	30.6.2008	-42,9	38.996	9.735.366	260,0
KBZ-R-A	280,00	150,00	154,50	30.6.2008	-50,2	21.740	4.386.487	203,9
KMSK-R-A	125,00	90,00	90,00	26.6.2008	-25,0	13.011	1.427.646	19,1
KNZM-R-A	605,56	240,00	249,99	30.6.2008	-55,0	52.047	62.516.331	5.675,5
KODT-P-A	4.496,98	2.154,00	2.530,00	30.6.2008	-43,1	2.681	8.629.740	77,7
KODT-R-A	4.883,00	2.650,01	2.652,00	27.6.2008	-44,8	4.062	13.098.491	257,5
KOEI-R-A	1.239,00	575,00	659,99	30.6.2008	-45,9	245.963	206.212.876	1.697,6
KOES-R-A	2.051,00	1.525,00	1.525,00	31.3.2008	-24,2	92	169.808	198,7
KOKA-R-A	798,00	400,00	500,00	20.6.2008	-29,6	892	565.821	451,6
KORF-R-A	205,00	88,00	101,99	30.6.2008	-45,2	611.108	79.941.903	827,5
KOSK-P-A	200,00	106,00	106,00	29.4.2008	-47,0	1.126	213.356	4,3
KRAS-R-A	768,00	401,00	520,00	30.6.2008	-30,9	51.254	28.167.161	714,3
KSST-R-A	850,00	410,01	500,00	2.6.2008	-41,2	1.033	670.895	56,8
KTJV-R-A	139,99	90,00	90,00	19.6.2008	-28,0	6.144	761.117	430,3
LANO-R-A	600,00	460,00	480,00	27.6.2008	-4,0	22.382	11.302.226	207,4
LANT-R-A	220,00	100,00	119,00	20.6.2008	-43,3	1.798	308.779	80,0
LCDS-R-A	62,00	18,00	50,00	30.6.2008	69,5	315.604	13.929.553	126,6
LEDO-R-A	21.499,00	9.500,00	11.105,00	30.6.2008	-37,6	12.035	171.751.565	2.445,0
LKPC-R-A	6.478,00	2.511,00	3.280,00	30.6.2008	-41,4	34.867	145.533.263	730,2
LKRI-R-A	915,00	371,00	469,00	30.6.2008	-46,8	57.405	36.203.046	1.412,5
LLRB-R-A	200,00	100,00	149,97	20.6.2008	-25,0	759	124.236	19,1
LPLH-R-A	660,00	352,01	401,00	30.6.2008	-33,2	20.582	9.792.844	265,6
LPML-R-A	995,00	800,00	850,00	4.4.2008	-19,0	5.200	4.405.450	60,2
LRH-R-A	5.198,50	2.100,01	3.197,95	30.6.2008	-36,0	16.627	57.525.473	967,8
LURA-R-A	680,00	410,03	449,00	27.6.2008	-32,5	2.285	1.241.660	1.347,0
LVCV-R-A	1.431,00	601,00	750,00	30.6.2008	-47,1	17.577	15.447.355	358,7
MAIS-R-A	309,97	202,02	217,99	30.6.2008	-27,6	44.281	10.983.529	2.236,0
MDAL-R-A	1.700,00	1.650,00	1.700,00	17.3.2008	-19,4	906	1.539.900	152,8
MDPL-R-A	402,50	260,00	402,50	16.6.2008	15,0	9.818	3.075.170	62,8
MIO-R-A	32,00	21,01	32,00	18.3.2008	-20,0	218	6.210	9,2
MIV-R-A	12.189,70	5.450,00	5.450,00	30.6.2008	-54,6	860	7.360.259	81,8
MLNR-R-A	2.015,00	840,00	1.200,00	30.6.2008	-23,3	37.926	59.999.457	234,5
MLNR-R-B	1.940,00	1.200,00	1.206,00	23.6.2008	-19,6	496	799.166	72,4
MMBA-R-A	1.890,00	1.013,00	1.013,00	30.6.2008	-38,6	1.494	1.745.018	323,9
MNDS-R-A	500,00	272,00	408,00	13.6.2008	-14,1	1.651	681.228	9,8
MRSK-R-A	470,00	120,00	120,00	27.6.2008	-82,1	261	88.424	38,3
MTC-R-A	105,00	104,00	104,00	3.6.2008	2,0	4	419	6,5
NACE-R-A	3.200,00	2.199,00	2.199,00	30.6.2008	-32,1	480	1.185.636	1.416,9
NVBA-R-A	1.190,00	900,00	1.045,00	20.6.2008	-12,2	1.230	1.304.368	158,4
OLVD-R-A	100,00	100,00	100,00	1.4.2008	-33,3	92	9.200	46,9
PBZ-R-A	1.895,00	865,01	979,97	30.6.2008	-44,6	112.637	144.871.450	18.692,7
PDBA-R-A	1.924,00	1.022,37	1.350,00	30.6.2008	-29,7	5.527	9.761.902	568,0
PIKR-R-A	570,00	300,03	399,97	2.6.2008	-30,5	733	346.029	93,4
PIVK-R-A	990,00	500,01	530,00	26.6.2008	-19,7	6.358	3.949.893	168,1
PKMI-R-A	1.499,99	770,00	770,00	10.6.2008	-45,0	645	634.561	74,0
PLAG-R-A	5.000,00	3.011,15	3.300,00	30.6.2008	-25,0	4.530	18.970.644	1.802,8

	High	Low	Last	Date of last trade	Net change (%)	Volume	Turnover	Market capitalization
PLCH-R-A	350,00	200,00	200,00	24.4.2008	-48,7	59	17.600	25,3
PLJK-R-A	199,00	102,02	125,00	24.6.2008	-37,5	4.870	663.862	131,9
PRFC-R-A	60,01	36,19	42,99	30.6.2008	-29,9	159.095	8.263.403	168,2
PTKM-R-A	358,00	200,00	230,00	30.6.2008	-22,0	323.862	86.540.776	768,5
PUNT-R-A	3,89	1,70	1,70	30.6.2008	-52,8	484.969	1.426.099	4,5
RIBA-R-A	918,00	600,00	698,90	30.6.2008	-16,4	32.977	25.752.448	11.870,2
RIVP-R-A	645,00	440,00	555,00	27.6.2008	-9,8	100.389	52.997.800	2.027,7
RIZO-R-A	599,99	495,00	549,49	24.6.2008	5,7	10.662	5.801.824	205,6
RVTR-R-A	575,00	500,00	550,00	28.5.2008	5,8	920	479.410	62,3
SAPN-R-A	609,99	370,00	370,00	27.6.2008	-42,2	1.610	789.406	243,7
SCHB-R-A	235,00	160,00	180,00	19.3.2008	-23,4	324	64.100	0,1
SDBA-R-A	266,49	200,00	239,90	30.6.2008	-6,8	8.230	1.923.522	113,1
SLDM-R-A	110,00	55,00	64,00	23.6.2008	-39,0	21.974	1.950.928	98,7
SLMK-R-A	53,00	27,04	37,99	9.6.2008	-25,5	5.390	198.925	13,7
SLRS-R-A	1.000,00	557,00	600,00	27.6.2008	-35,2	4.867	3.779.667	370,6
SMNS-R-A	1.299,60	950,00	1.151,00	30.4.2008	-9,4	180	213.432	1.088,7
SNBA-R-A	433,99	181,00	215,92	30.6.2008	-49,2	69.791	17.807.571	198,4
SPVA-R-A	777,77	255,53	255,53	30.6.2008	-63,5	1.308	720.608	70,7
SSNC-P-A1	2.001,00	710,00	2.001,00	3.6.2008	37,2	927	1.725.028	36,4
SSNC-R-A	4.000,00	1.700,00	1.800,00	27.6.2008	-55,0	263	582.317	243,8
STBA-R-A	1.320,00	1.199,00	1.200,00	23.6.2008	-6,9	554	684.758	5.897,1
SUNH-R-A	179,95	117,62	125,00	30.6.2008	-30,6	65.414	9.272.418	913,9
TDZ-R-A	2.300,00	1.900,00	2.300,00	27.6.2008	9,5	2.087	4.682.648	747,1
TEP-R-A	120,00	52,01	95,00	9.5.2008	-15,3	1.731	181.948	35,9
THMT-R-A	350,00	250,00	260,00	30.6.2008	-25,7	7.142	1.912.169	69,8
THNK-R-A	11.700,00	4.500,00	5.260,01	30.6.2008	-54,3	13.221	90.029.197	996,6
TISK-R-A	1.549,01	808,01	900,00	30.6.2008	-37,1	113.070	143.094.978	2.147,9
TKPR-R-A	3.400,00	1.500,00	1.500,00	30.6.2008	-44,5	1.234	2.860.822	140,8
TLM-R-A	230,00	114,00	123,99	30.6.2008	-31,1	33.308	5.266.909	228,2
TMPO-R-A	45,00	20,00	45,00	3.6.2008	-48,3	54	1.255	27,4
TNKC-R-A	2.600,00	2.000,00	2.000,00	24.6.2008	-24,5	185	431.419	68,4
TNPL-R-A	7.130,00	3.401,00	3.800,00	30.6.2008	-46,5	14.375	70.022.437	2.380,3
TNSA-R-A	7.599,00	5.367,00	6.399,90	30.6.2008	-14,1	5.809	35.944.039	184,0
TOZ-R-A	600,00	302,01	360,00	30.6.2008	-29,4	20.171	10.963.841	72,0
TUHO-R-A	1.350,00	920,00	920,00	27.6.2008	-31,9	4.418	4.942.375	377,0
ULPL-R-A	3.855,00	1.820,00	2.200,00	30.6.2008	-37,0	103.392	294.750.159	1.276,0
ULJN-R-A	348,00	190,00	200,00	24.6.2008	-38,5	6.197	1.660.889	447,3
UNPP-R-A	2.800,00	1.800,00	2.100,00	19.6.2008	-17,3	105	250.944	40,3
VDKT-R-A	4.000,00	1.370,00	1.600,00	30.6.2008	-59,2	43.374	107.317.024	491,2
VIS-R-A	128,40	60,01	62,00	26.6.2008	-54,7	13.397	1.049.397	32,1
VJSN-R-A	99,00	99,00	99,00	21.2.2008	0,0	110	10.890	105,1
VLDS-R-A	165,00	70,01	81,76	30.6.2008	-48,6	40.761	4.645.345	220,9
VLHO-R-A	106,50	73,01	83,00	30.6.2008	-21,7	141.099	12.565.403	551,2
VSK-R-A	330,00	202,00	202,00	13.3.2008	-42,3	469	112.450	162,7
ZABA-P-B	13.445,00	8.301,11	12.000,00	29.4.2008	14,3	341	3.664.694	158,5
ZABA-R-A	682,11	380,02	391,01	30.6.2008	-35,7	53.091	176.626.047	25.043,6
ZAPI-R-A	5.150,00	4.010,00	4.050,00	27.6.2008	-20,4	10.653	46.066.523	2.512,8
ZDNK-R-A	81,00	40,01	48,00	30.6.2008	-33,3	29.761	1.783.703	22,0
ZITP-R-A	401,01	400,00	400,00	6.2.2008	-20,0	5.424	2.169.620	43,7
ZLAR-R-A	525,00	220,00	220,00	30.6.2008	-57,5	1.348	558.030	121,5
ZLTO-R-A	230,00	160,00	160,00	26.5.2008	-34,7	13.312	2.144.480	57,2
ZLJS-R-A	300,00	250,00	250,00	27.6.2008	-45,7	37	10.250	46,2
ZPKL-R-A	603,50	500,00	500,00	29.5.2008	-19,4	101	53.826	141,9
ZTNJ-R-A	1.197,00	630,01	685,00	30.6.2008	-28,0	22.632	22.800.045	140,9
ZVCV-R-A	479,99	272,00	292,00	20.6.2008	-39,2	17.255	5.916.180	89,9
ZVZD-R-A	19.989,00	6.000,00	9.600,00	30.6.2008	-40,9	6.851	77.122.457	962,5
Parallel market								

	High	Low	Last	Date of last trade	Net change (%)	Volume	Turnover	Market capitalization
AGLG-R-A	2.500,00	2.000,00	2.000,00	12.5.2008	-20,0	27	62.100	117,0
AHRV-R-A	505,05	500,00	505,05	26.3.2008	1,0	37	18.510	10,7
BCIN-R-A	4.200,00	3.490,00	3.600,00	28.5.2008	-10,0	672	2.502.879	59,9
BDSS-R-A	398,99	200,00	215,00	30.6.2008	-45,0	5.083	1.350.020	80,1
BJPL-R-A	751,00	730,00	730,00	19.2.2008	-2,8	183	137.244	6,3
BRBA-P-A	6.900,00	3.800,00	4.744,00	5.6.2008	-22,2	900	5.486.379	12,1
BZJK-R-A	1.015,00	516,00	589,00	30.6.2008	-31,1	8.191	6.937.031	120,7
CNMR-R-A	175,00	150,00	150,01	25.4.2008	-25,0	2.026	304.742	36,7
CROR-R-A	165,70	150,00	160,00	9.6.2008	-3,4	697	111.093	18,3
DBPS-R-A	130,00	130,00	130,00	14.4.2008	0,0	43	5.590	8,0
DHBJ-R-A	2.160,00	2.160,00	2.160,00	25.3.2008	0,0	80	172.800	17,5
DIKL-R-A	3.980,00	3.500,00	3.500,00	13.3.2008	-12,0	50	182.780	37,3
DSNE-R-A	650,00	600,00	650,00	20.6.2008	0,0	1.494	968.600	46,0
EHOS-R-A	7.800,00	7.250,00	7.800,00	12.5.2008	7,6	1.966	14.598.837	2.379,1
EKOM-R-A	2.500,00	2.500,00	2.500,00	26.2.2008	35,1	100	250.000	175,6
ELTR-R-A	400,00	200,00	285,00	30.6.2008	-28,8	19.734	7.689.871	23,9
GIPK-R-A	1.500,00	1.050,00	1.500,00	17.4.2008	-42,3	15	21.250	118,4
HPLT-R-A	300,00	300,00	300,00	6.2.2008	0,0	2.000	600.000	59,2
IGML-R-A	288,98	288,98	288,98	16.5.2008	0,0	32	9.247	50,6
INFS-R-A	500,00	333,00	475,00	30.6.2008	-19,5	197	83.254	25,4
ISAU-R-A	450,00	450,00	450,00	2.4.2008	12,5	1.547	696.150	37,6
IVEX-R-A	740,00	650,00	650,00	6.6.2008	-13,3	130	87.190	96,6
KMKA-R-A	580,00	350,00	350,10	27.6.2008	-32,0	1.155	485.446	33,4
KODS-R-A	59,00	40,00	45,00	20.3.2008	-19,6	1.166	59.408	4,8
KOMI-P-A	750,00	750,00	750,00	19.3.2008	0,0	30	22.500	14,8
KOSN-P-A	1.800,50	1.400,00	1.800,00	14.5.2008	12,5	289	468.940	47,5
KOSR-R-A	1.938,00	1.600,00	1.647,50	6.6.2008	-13,3	1.066	1.825.792	64,6
KOTR-P-A	1.500,00	1.200,00	1.250,00	26.6.2008	-16,7	929	1.349.616	33,9
KOTR-R-A	1.700,00	1.500,00	1.500,00	19.5.2008	-11,8	53	83.500	54,2
KTKA-R-A	229,53	180,00	229,51	23.5.2008	4,3	558	124.644	8,4
LANA-R-A	400,00	400,00	400,00	14.5.2008	11,1	30	12.000	24,3
LMPR-R-A	200,00	199,99	200,00	11.6.2008	0,0	1.474	294.800	14,2
MBTN-R-A	280,00	130,00	150,00	14.4.2008	-49,1	1.901	429.056	8,0
MDSP-R-A	185,00	170,00	175,00	15.5.2008	-2,8	172	30.905	10,8
MLDN-R-A	310,00	100,00	137,00	30.6.2008	-45,0	2.657	522.677	13,2
MMTZ-R-A	89.000,00	35.000,00	40.995,00	30.6.2008	-48,1	597	31.353.943	329,1
NEXE-R-A	3.985,00	3.985,00	3.985,00	4.4.2008	-0,4	1	3.985	1.885,7
PAUL-R-A	960,00	960,00	960,00	7.5.2008	0,0	10	9.600	41,5
PSMR-R-A	600,00	600,00	600,00	17.6.2008	-14,3	100	60.000	14,0
PZC-R-A	2.825,00	1.501,00	1.601,01	30.6.2008	-42,8	283	635.008	79,2
RCNC-R-A	145,00	145,00	145,00	30.6.2008	0,0	10	1.450	1,2
RVRA-R-A	390,00	330,00	340,00	27.6.2008	-10,5	1.152	439.944	94,2
RZVL-R-A	300,00	300,00	300,00	8.4.2008	0,0	166	49.800	31,5
SEM-R-A	1.595,00	1.400,00	1.575,00	30.6.2008	-1,3	3.696	5.219.415	44,8
SLTR-R-A	52,50	52,50	52,50	24.6.2008	0,0	1.850	97.125	4,2
SM86-R-A	434,99	300,00	369,00	9.4.2008	-5,1	1.697	638.431	50,3
SMBA-R-A	2.111,11	1.590,00	1.590,00	11.6.2008	-24,3	2.497	3.982.752	111,9
SNHO-R-A	290,00	170,00	238,00	30.6.2008	-15,0	138.073	33.698.701	702,1
SPPL-R-A	64,99	31,00	43,12	27.6.2008	-25,7	4.413	233.272	8,1
TIMT-R-A	103,00	100,00	100,00	3.6.2008	-16,7	857	86.261	28,5
TKZD-R-A	600,00	570,00	600,00	5.6.2008	33,3	77	45.160	28,7
TNER-R-A	172,00	171,00	171,00	14.1.2008	-21,6	203	34.823	13,3
TRST-R-A	2.565,00	2.565,00	2.565,00	21.2.2008	0,0	14	35.910	31,2
TSHC-R-A	12.500,00	9.900,00	9.900,00	20.6.2008	-23,8	248	2.556.429	134,2
URIH-R-A	310,00	310,00	310,00	13.3.2008	0,0	104	32.240	7,1
VDMV-R-A	200,50	200,00	200,50	16.5.2008	-8,9	100	20.045	8,2
VISK-R-A	1.800,00	1.650,00	1.700,00	18.3.2008	6,3	4	6.950	31,4
VLVI-R-A	7.400,00	5.500,00	6.000,00	27.6.2008	-20,0	236	1.502.160	66,9

	High	Low	Last	Date of last trade	Net change (%)	Volume	Turnover	Market capitalization
ZEP-R-A	355,00	260,00	300,00	16.6.2008	-15,5	283	86.035	22,7

1.6. Block transactions

	High	Low	Volume	Turnover
Official Market				
CROS-P-A	14.000,00	14.000,00	360	5.040.000
MDKA-R-A	16.100,00	16.100,00	1.831	29.479.100
PODR-R-A	400,00	400,00	13.250	5.300.000
VERN-R-A	105,00	105,00	143.520	15.069.600
JDD Market				
ADPL-R-A	230,00	225,00	45.000	10.235.000
ADRS-P-A	570,00	382,00	48.600	22.520.000
ATPL-R-A	2.217,00	2.217,00	3.000	6.651.000
BLSC-R-A	950,00	896,00	352.964	324.882.800
CKML-R-A	7.300,00	7.150,00	5.800	42.015.000
ERNT-R-A	3.470,00	2.675,00	19.150	57.430.000
HGSP-R-A	550,00	550,00	9.091	5.000.050
HMAM-R-A	205,00	205,00	121.859	24.981.095
IGH-R-A	14.500,00	14.500,00	350	5.075.000
LEDO-R-A	19.000,00	19.000,00	265	5.035.000
THNK-R-A	11.300,00	10.000,00	1.200	12.585.000
VLHO-R-A	92,00	92,00	81.657	7.512.444
ZABA-R-A	12.000,00	12.000,00	420	5.040.000
ZVZD-R-A	19.000,00	18.000,00	1.120	20.860.000
Total			849.437	604.711.089

1.7. Bonds performance

(All prices in % of par value, turnover in Kunas)

	High	Low	Last	Date of last trade	Volume	Turnover
Regular trades						
GDZD-O-119A	98,00	97,50	98,00	13.5.2008	22.000	156.853
HEP-O-13BA	93,00	92,30	92,50	6.6.2008	300.000	277.800
HOTR-O-941A	101,00	100,00	100,10	25.4.2008	2.710.000	2.735.650
INGR-O-11CA	98,20	98,00	98,00	6.6.2008	1.100.000	1.078.200
JRLN-O-12AA	99,50	99,00	99,50	18.4.2008	3.598.000	3.563.270
NEXE-O-116A	96,60	94,60	94,60	13.6.2008	30.200.000	29.170.600
OPTE-O-142A	101,20	90,00	96,98	30.6.2008	5.999.520	5.926.252
PLVA-O-115A	99,00	99,00	99,00	18.1.2008	500.000	3.632.955
PODR-O-115A	94,40	94,40	94,40	18.1.2008	200.000	188.800
RHMF-O-085A	100,02	99,70	100,00	15.5.2008	3.121.163	3.117.210
RHMF-O-08CA	100,75	100,65	100,65	15.5.2008	1.500.000	10.954.544
RHMF-O-103A	102,15	102,00	102,00	27.6.2008	25.150.271	25.656.276
RHMF-O-125A	104,80	103,50	103,50	8.4.2008	430.000	3.265.831

	High	Low	Last	Date of last trade	Volume	Turnover
RHMF-O-137A	94,70	93,65	94,70	23.6.2008	1.776.000	1.667.759
RHMF-O-142A	99,85	98,90	98,90	30.6.2008	1.399.000	10.124.949
RHMF-O-15CA	97,20	96,80	96,80	27.6.2008	2.158.000	2.089.456
RHMF-O-172A	92,90	92,25	92,90	21.5.2008	3.330.000	3.085.225
RHMF-O-19BA	100,35	98,55	98,55	17.3.2008	600.000	4.355.073
Total					84.093.954	111.046.703
Reported trades						
RHMF-O-08CA	100,95	100,85	100,85	18.2.2008	2.000.000	14.662.685
RHMF-O-103A	103,50	103,50	103,50	2.1.2008	100.000.000	103.500.000
RHMF-O-125A	105,50	102,45	102,45	30.6.2008	8.000.000	60.542.689
RHMF-O-137A	94,70	94,60	94,60	22.1.2008	10.000.000	9.465.000
RHMF-O-142A	100,70	98,40	98,40	30.6.2008	31.202.500	227.883.857
RHMF-O-157A	93,55	91,35	92,35	30.6.2008	12.000.000	80.862.557
RHMF-O-15CA	96,65	96,60	96,60	6.3.2008	10.000.000	9.662.500
RHMF-O-172A	94,50	92,45	93,00	17.3.2008	65.000.000	60.667.500
RHMF-O-19BA	100,40	96,40	96,40	30.6.2008	18.925.000	135.834.100
Total					257.127.500	703.080.888
Institutional trades						
ATGR-O-11CA	97,50	97,30	97,30	28.3.2008	9.700.000	9.443.300
FNOI-D-087A	96,95	96,95	96,95	18.1.2008	3.296	119.841
FNOI-D-091A	93,70	93,70	93,70	18.1.2008	3.296	115.823
FNOI-D-097A	90,61	90,61	90,61	18.1.2008	3.296	112.004
FNOI-D-101A	87,57	87,57	87,57	18.1.2008	3.296	108.246
FNOI-D-107A	84,68	84,68	84,68	18.1.2008	3.296	104.674
FNOI-D-111A	81,84	81,84	81,84	18.1.2008	3.296	101.163
FNOI-D-117A	79,14	79,14	79,14	18.1.2008	3.296	97.826
FNOI-D-121A	76,49	76,49	76,49	18.1.2008	3.551	101.879
FNOI-D-127A	73,95	73,95	73,95	18.1.2008	4.200	116.495
FNOI-D-131A	71,47	71,47	71,47	18.1.2008	4.200	112.588
FNOI-D-137A	69,11	69,11	69,11	18.1.2008	3.551	92.050
FNOI-D-141A	66,80	66,80	66,80	18.1.2008	3.551	88.973
FNOI-D-147A	64,59	64,59	64,59	18.1.2008	3.551	86.029
FNOI-D-151A	62,43	62,43	62,43	18.1.2008	2.586	60.540
FNOI-D-157A	60,37	60,37	60,37	18.1.2008	2.586	58.542
FNOI-D-161A	58,34	58,34	58,34	18.1.2008	2.586	56.574
FNOI-D-167A	56,41	56,41	56,41	18.1.2008	2.586	54.702
FNOI-D-171A	54,51	54,51	54,51	18.1.2008	2.586	52.860
FNOI-D-177A	52,72	52,72	52,72	18.1.2008	2.586	51.124
FNOI-D-181A	50,95	50,95	50,95	18.1.2008	2.586	49.407
FNOI-D-187A	49,27	49,27	49,27	18.1.2008	2.586	47.778
FNOI-D-191A	47,62	47,62	47,62	18.1.2008	2.586	46.178
FNOI-D-197A	46,04	46,04	46,04	18.1.2008	2.586	44.646
GDRI-O-167A	89,98	89,98	89,98	1.4.2008	300.000	1.963.644
GDZD-O-119A	97,85	97,85	97,85	3.4.2008	250.000	1.778.521
HEP-O-13BA	93,30	92,30	92,70	26.6.2008	96.917.333	89.700.510
HEP-O-17CA	99,79	98,08	98,08	9.4.2008	161.000.000	160.098.400
HOTR-O-941A	101,00	99,65	99,65	28.3.2008	5.940.000	5.946.300
INGR-O-11CA	98,00	98,00	98,00	26.6.2008	22.700.000	22.246.000
JDGL-O-126A	97,50	97,50	97,50	30.4.2008	5.000.000	4.875.000
JRLN-O-12AA	99,00	99,00	99,00	19.3.2008	6.000.000	5.940.000
MTEL-O-097A	101,30	99,85	99,85	8.5.2008	13.700.000	13.714.550
NEXE-O-116A	97,00	94,50	97,00	26.6.2008	53.735.000	51.679.630

	High	Low	Last	Date of last trade	Volume	Turnover
OPTE-O-142A	102,00	97,50	97,95	17.6.2008	26.550.000	26.442.475
PLVA-O-115A	100,68	98,15	100,68	29.4.2008	11.626.000	84.085.784
PODR-O-115A	95,02	94,75	95,00	26.6.2008	61.560.000	58.484.515
RBA-O-112A	98,00	98,00	98,00	29.1.2008	1.700.000	1.666.000
RHMF-O-085A	100,20	99,76	99,90	20.3.2008	82.800.000	82.776.700
RHMF-O-08CA	101,40	100,50	100,70	10.6.2008	30.217.000	222.101.635
RHMF-O-103A	103,50	101,00	101,75	4.6.2008	517.050.000	528.804.850
RHMF-O-125A	105,75	102,45	102,45	30.6.2008	87.218.000	662.972.491
RHMF-O-137A	96,27	93,20	95,20	30.6.2008	700.179.200	661.179.315
RHMF-O-142A	101,05	98,40	98,40	30.6.2008	146.853.000	1.071.781.159
RHMF-O-157A	93,55	91,15	91,40	30.6.2008	105.038.000	708.512.558
RHMF-O-15CA	99,05	96,30	96,80	30.6.2008	207.340.000	203.051.700
RHMF-O-172A	95,10	92,30	93,20	26.6.2008	1.295.645.420	1.206.344.517
RHMF-O-19BA	100,60	96,10	96,40	30.6.2008	165.775.000	1.196.494.709
RPRO-O-181A	99,74	99,74	99,74	28.4.2008	20.000.000	19.947.000
Total					3.834.865.488	7.103.911.203
BONDS TOTAL					4.176.086.942	7.918.038.794

1.8. Certificates performance

(All prices in % of par value, turnover in Kunas)

	High	Low	Last	Date of last trade	Volume	Turnover
RHMF-A-A	150,00	150,00	150,00	27.5.2008	16.583.449	24.875.174

1.9. Commercial papers performance

(All prices in % of par value, turnover in Kunas)

	High	Low	Last	Date of last trade	Volume	Turnover
Institutional trades						
DIMS-M-828A	97,80	97,80	97,80	19.3.2008	4.750.000	4.645.405
HGSP-M-838A	96,55	96,55	96,55	19.3.2008	4.000.000	3.861.800
MGMA-M-916A	93,74	93,74	93,74	28.5.2008	260.000	243.724
PLOR-M-824A	98,27	98,27	98,27	14.3.2008	400.000	393.080
PLOR-M-914A	92,12	92,12	92,12	17.4.2008	5.000.000	4.605.750
VART-M-826A	98,30	98,30	98,30	19.3.2008	3.000.000	2.948.850
Total					17.410.000	16.698.609

1.10. Top 10 Members by Equity Turnover

Rank	Member	Equity turnover (HRK)	Market share (%)
1	Erste vrijednosni papiri d.o.o.	2.743.939.476	13,02
2	Privredna banka Zagreb d.d.	1.764.592.754	8,37
3	Auctor d.o.o.	1.404.656.651	6,66
4	Fima vrijednosnice d.o.o.	1.313.326.732	6,23
5	Zagrebačka banka d.d.	1.146.928.776	5,44
6	Raiffeisenbank Austria d.d.	1.133.032.052	5,37
7	HITA vrijednosnice d.d.	1.099.829.836	5,22
8	Interkapital vrijednosni papiri d.o.o.	1.070.019.275	5,08
9	Prva Generacija d.o.o	874.691.879	4,15
10	Hypo Alpe-Adria-Bank d.d.	825.462.621	3,92

1.11. Top 10 Members by Bond Turnover

Rank	Member	Bonds turnover (HRK)	Market share (%)
1	Interkapital vrijednosni papiri d.o.o.	983.915.433	58,64
2	Raiffeisenbank Austria d.d.	356.674.875	21,26
3	I.C.F. d.o.o.	209.232.150	12,47
4	TO ONE brokeri d.o.o	55.386.803	3,30
5	Zagrebačka banka d.d.	30.785.850	1,83
6	Agram brokeri d.d.	23.613.276	1,41
7	Privredna banka Zagreb d.d.	14.177.003	0,84
8	Hypo Alpe-Adria-Bank d.d.	2.768.155	0,16
9	HITA vrijednosnice d.d.	497.320	0,03
10	Hrvatska poštanska banka d.d.	455.000	0,03

1.12. Top 10 Members by Total Turnover

Rank	Member	Total turnover (HRK)	Market share (%)
1	Erste vrijednosni papiri d.o.o.	2.744.138.476	12,06
2	Interkapital vrijednosni papiri d.o.o.	2.053.934.709	9,02
3	Privredna banka Zagreb d.d.	1.778.769.757	7,82
4	Raiffeisenbank Austria d.d.	1.489.706.927	6,55
5	Auctor d.o.o.	1.404.656.651	6,17
6	Fima vrijednosnice d.o.o.	1.313.552.655	5,77
7	Zagrebačka banka d.d.	1.177.714.626	5,17
8	HITA vrijednosnice d.d.	1.100.327.156	4,83
9	Prva Generacija d.o.o	874.691.879	3,84
10	Hypo Alpe-Adria-Bank d.d.	828.230.776	3,64

1.13. Best performing stocks

(All prices in Kunas)

Symbol	Issuer	Second half of 2007.	First half of 2008.	%
LCDS-R-A	Lucidus d.d.	29,49	50,00	69,55
JLSA-R-A	Jelsa d.d.	23,50	37,00	57,45
SSNC-P-A1	Banco Popolare Croatia	1.458,00	2.001,00	37,24
EKOM-R-A	Eko međimurje d.d.	1.851,00	2.500,00	35,06
TKZD-R-A	Tvornica kruha Zadar d.d.	450,00	600,00	33,33
EXPD-R-A	Exportdrvo d.d.	1.170,00	1.499,99	28,20
HDUZ-R-A	Hotel Dubrovnik d.d.	1.200,00	1.400,00	16,67
MDPL-R-A	Mediteranska plovidba d.d.	350,00	402,50	15,00
ISAU-R-A	Istra - auto d.d.	400,00	450,00	12,50
KOSN-P-A	Končar - električni aparati srednjeg napona d.d.	1.600,00	1.800,00	12,50
LANA-R-A	Lana-karlovačka tiskara d.d.	360,00	400,00	11,11

1.14. Under performing stocks

(All prices in Kunas)

Symbol	Issuer	Second half of 2007.	First half of 2008.	%
MRSK-R-A	Maraska d.d.	670,00	120,00	-82,09
JDBA-R-A	Jadranska banka d.d.	13.600,00	3.765,00	-72,32
IPKO-R-A	IPK Osijek d.d.	181,00	54,00	-70,17
HBRL-R-A	Hoteli brela d.d.	315,01	99,51	-68,41
ARNT-R-A	Arenaturist d. d.	500,00	160,00	-68,00
SPVA-R-A	Spačva d.d. Vinkovci	700,00	255,53	-63,50
JDKM-R-A	Jadrankamen d.d.	400,66	160,00	-60,07
VDKT-R-A	Viadukt d.d.	3.925,00	1.600,00	-59,24
HDEL-R-A	Hidroelekta niskogradnja d.d.	1.835,00	777,00	-57,66
CRAL-R-A	Croatia airlines d.d.	825,00	350,00	-57,58
ZLAR-R-A	Zlatni rat d.d.	518,00	220,00	-57,53
OPTE-R-A	OT-optima telekom d.d.	265,00	112,88	-57,40

1.15. Financial Ratios

(Price, earnings and dividend in Kunas)

Symbol	Price	EPS	P/E	Dividend	Dividend Yield
Official Market					
ATGR-R-A	731,00	21,96	33,29	0,00	0,0%
CROS-P-A	10.000,11	-	-	112,00	1,1%
CROS-R-A	12.000,00	409,72	29,29	112,00	0,9%
HT-R-A	273,00	30,18	9,05	2,53	0,9%
INA-R-A	2.570,00	86,90	29,57	13,08	0,5%
INGR-R-A	32.500,00	1.599,00	20,33	250,00	0,8%
ISTT-R-A	435,99	6,99	62,37	4,56	1,0%
MDKA-R-A	12.001,01	108,56	110,55	0,00	0,0%
MGMA-R-A	188,11	1,52	123,76	1,30	0,7%
OPTE-R-A	112,88	-46,59	-2,42	0,00	0,0%
PLVA-R-A	731,00	39,78	18,38	0,00	0,0%
PODR-R-A	375,01	3,40	110,30	5,00	1,3%
VART-R-1	136,20	2,05	66,40	0,00	0,0%
VERN-R-A	92,00	2,06	44,66	0,00	0,0%
VIRO-R-A	949,00	66,00	14,38	12,00	1,3%

2. Prices and Volumes for the Most Active Stocks

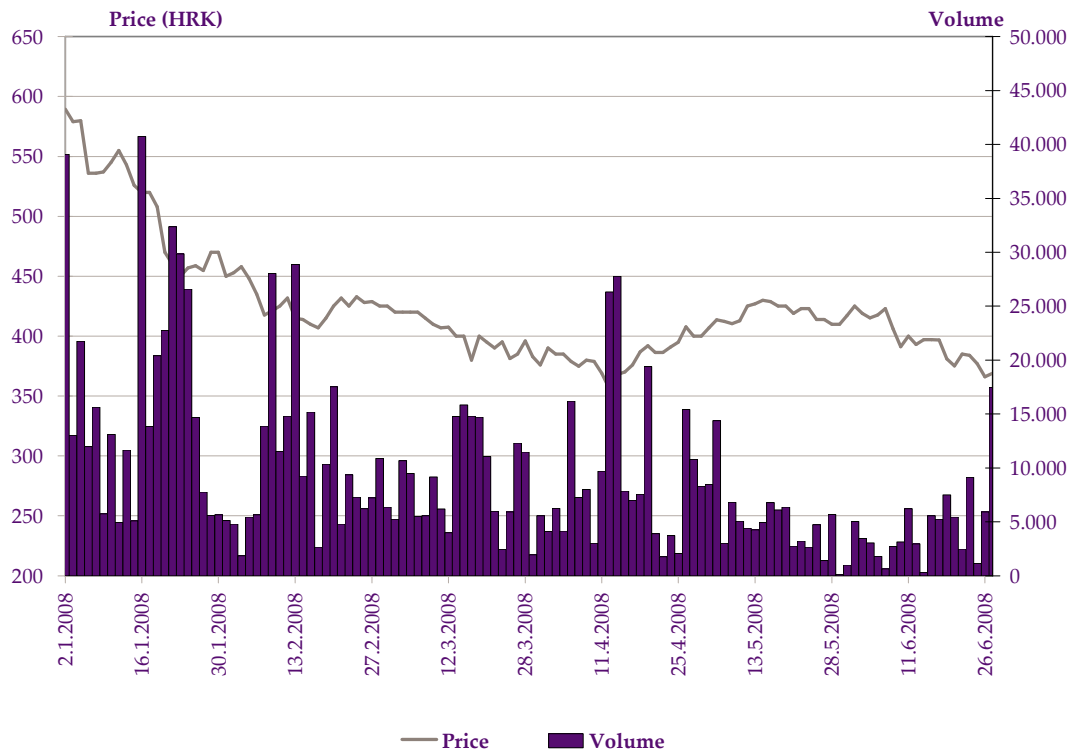


Chart 1: INA d.d.

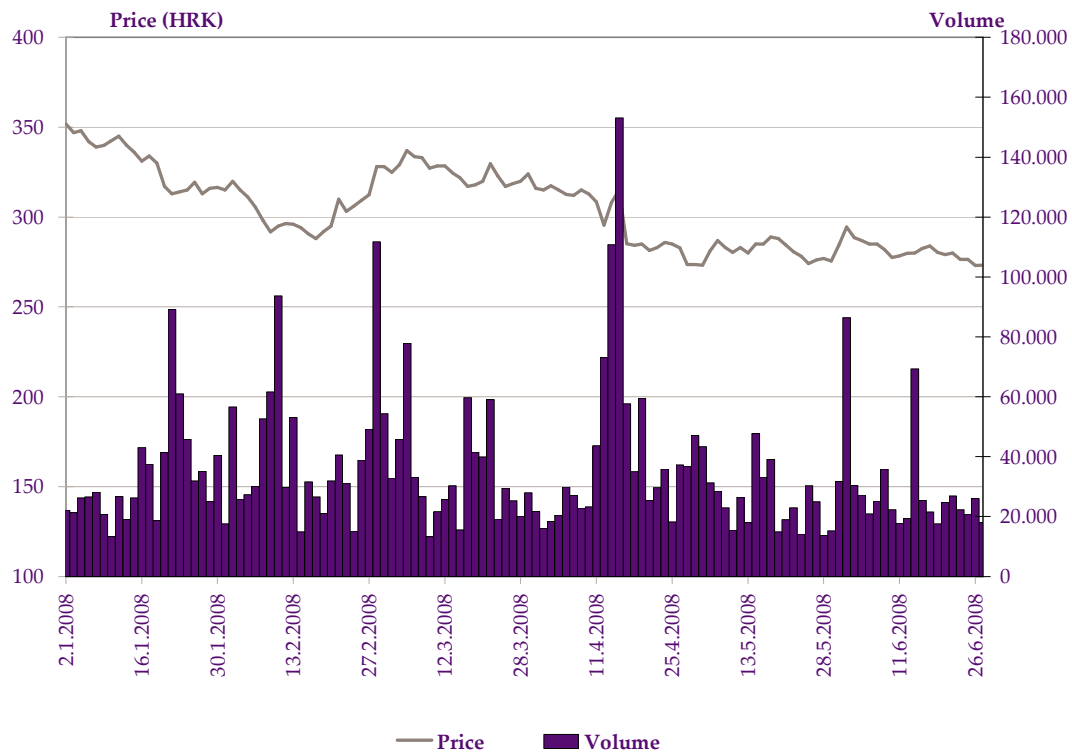


Chart 2: HT d.d.

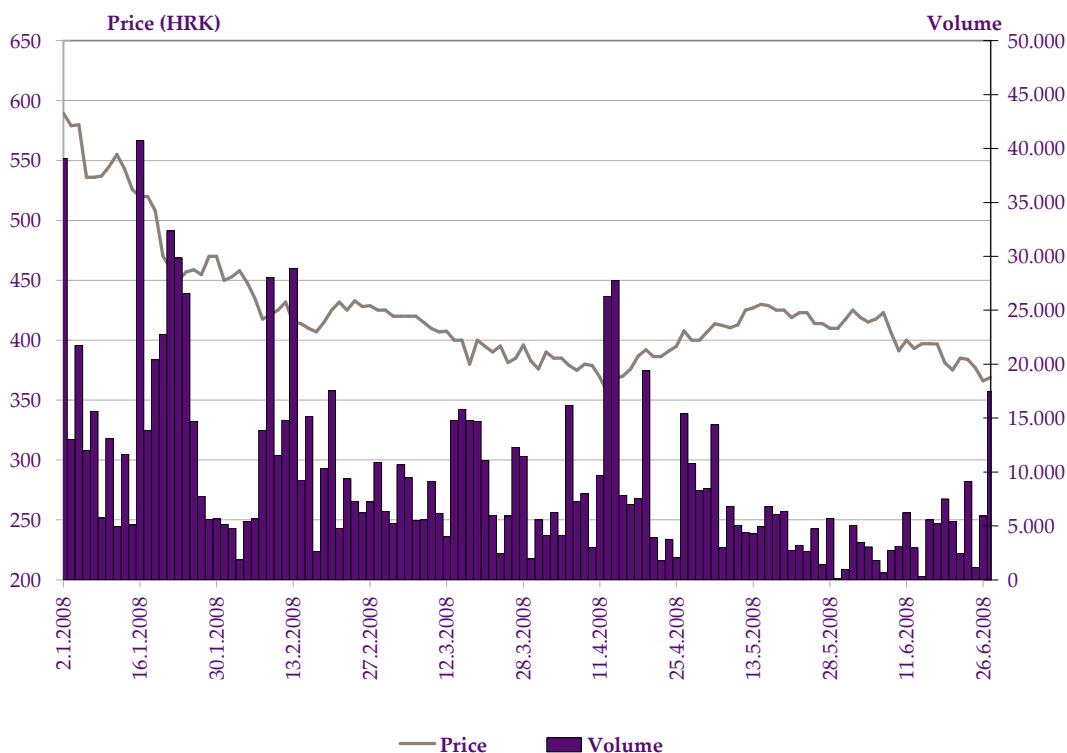


Chart 3: ADRIS GRUPA d.d. povlaštene dionice

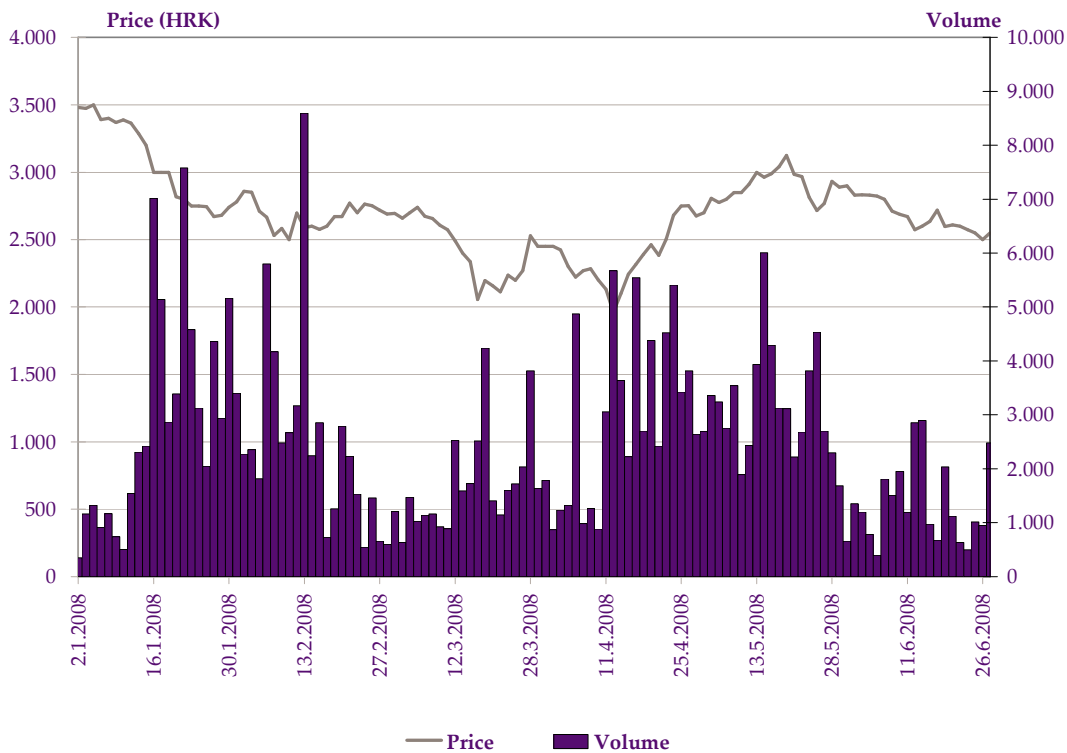


Chart 4: Atlantska plovidba d.d.

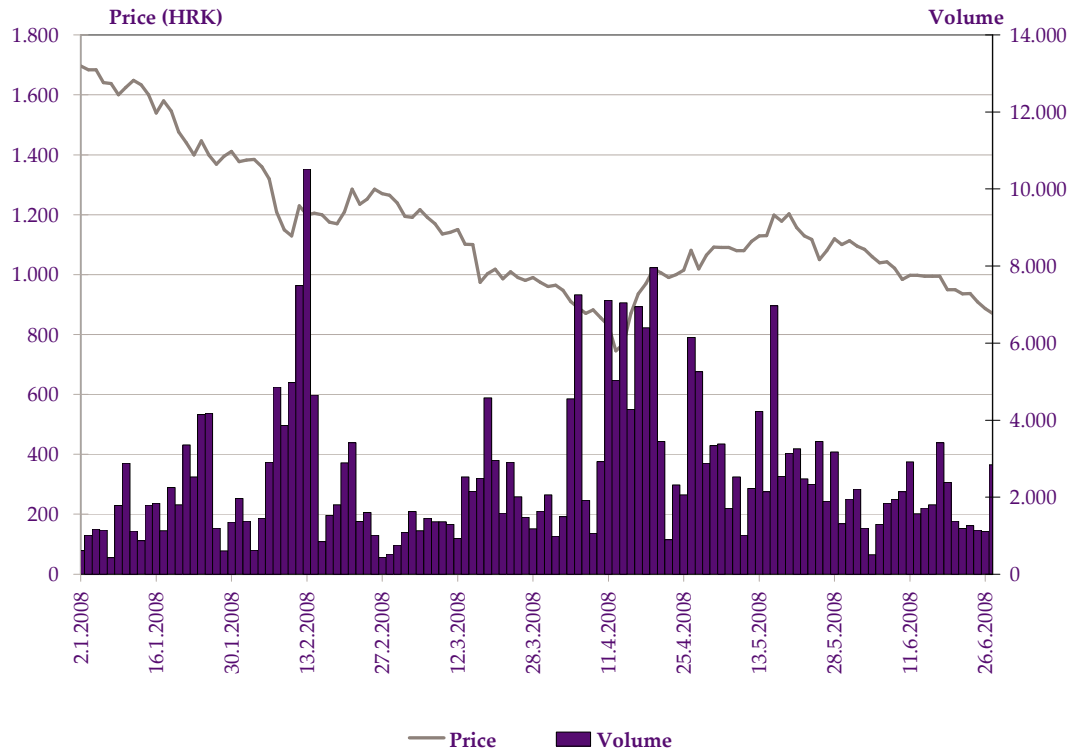


Chart 5: Dalekovod d.d.

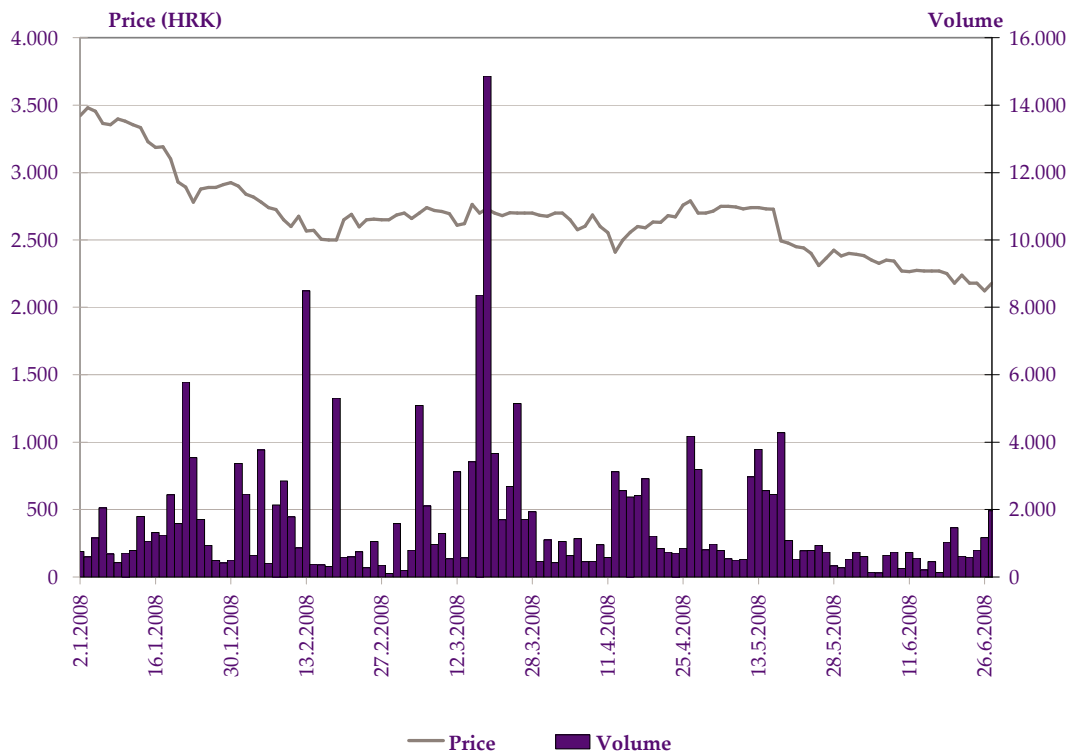


Chart 6: Ericsson Nikola Tesla d.d.

3. Listed Companies

Symbol	Issuer	Number of listed shares	Nominal value
Official Market			
ATGR-R-A	Atlantic grupa d.d.	2.469.995	40 HRK
CROS-P-A	Croatia osiguranje d.d.	8.750	1400 HRK
CROS-R-A	Croatia osiguranje d.d.	307.598	1400 HRK
HT-R-A	HT d.d.	81.888.535	100 HRK
INA-R-A	Ina d.d.	10.000.000	900 HRK
INGR-R-A	Ingra d.d.	50.000	-
ISTT-R-A	Istraturist Umag d. d.	4.674.995	100 HRK
MDKA-R-A	Medika d.d.	30.194	2000 HRK
MGMA-R-A	Magma d.d.	4.874.160	10 HRK
OPTE-R-A	OT-optima telekom d.d.	2.820.070	10 HRK
PLVA-R-A	Pliva d.d.	18.592.648	100 HRK
PODR-R-A	Podravka d.d.	5.420.003	300 HRK
VART-R-1	Varteks d. d.	1.920.807	200 HRK
VERN-R-A	Veterina d.d.	1.844.860	100 HRK
VIRO-R-A	Viro tvornica šećera d.d.	1.386.667	-
ZIF Market			
BRIN-R-A	ZIF breza d.d.	506.000	100 HRK
FMPS-R-A	ZIF Fima Proprius d.d.	2.003.172	100 HRK
JAKT-R-A	Jadran kapital d.d.	791.636	100 HRK
KAPF-R-A	Kapitalni fond d.d.	3.845.501	100 HRK
QUNE-R-A	Quaestus nekretnine d.d.	2.255.463	100 HRK
SLPF-R-A	Slavonski ZIF d.d.	3.346.418	100 HRK
TRFM-R-A	Terra firma d. d.	36.000	1000 HRK
TRMD-R-A	Terra Mediterranea d.d.	230.997	100 HRK
UCMA-R-A	Učka-Marijan d.d.	81.015	100 HRK
VLBT-R-A	Velebit, zatvoreni investicijski fond, d.d.	3.406.550	10 HRK
JDD market			
3MAJ-R-A	BI 3. maj d.d.	1.222.985	100 HRK
ABPR-R-A	Autobusni promet d.d. Varaždin	122.887	300 HRK
ACI-R-A	ACI d. d.	111.060	3600 HRK
ACM-R-A	ACM d.d.	143.553	100 HRK
ADCH-R-A	Adriachem d.d.	623.578	300 HRK
ADPL-R-A	AD plastik d.d.	4.199.584	100 HRK
ADRS-P-A	Adris grupa d. d.	6.784.100	10 HRK
ADRS-R-A	Adris grupa d. d.	9.615.900	10 HRK
AGMM-R-A	Agromeđimurje d.d. Čakovec	41.390	1900 HRK
AMDN-R-A	Apartmani Medena d.d.	765.376	300 HRK

Symbol	Issuer	Number of listed shares	Nominal value
ARNT-R-A	Arenaturist d. d.	2.182.500	300 HRK
ATLN-R-A	Atlas nekretnine d.d.	3.335.801	-
ATLS-R-A	Atlas d.d.	1.904.315	-
ATPL-R-A	Atlantska plovidba d.d.	1.395.520	300 HRK
AUHR-R-A	Auto Hrvatska d.d. Zagreb	17.885	3700 HRK
BD62-R-A	Badel 1862 d.d.	752.106	300 HRK
BDMR-R-A	Brodomerkur d.d.	99.331	1900 HRK
BLKL-R-A	Bilokalnik-IPA d.d.	499.582	300 HRK
BLSC-R-A	Belišće d.d.	1.164.312	300 HRK
BLJE-R-A	Belje d.d. Darda	8.215.487	100 HRK
BPBA-R-A	VABA d.d.	1.533.550	100 HRK
BRIK-R-A	Borik d.d.	401.100	300 HRK
BRNK-R-A	Brionka d. d.	132.410	380 HRK
BRST-R-A	Brestovac d.d.	172.800	300 HRK
CEBA-P-A	Centar banka d.d.	62.500	400 HRK
CEBA-R-A	Centar banka d.d.	284.249	400 HRK
CHAG-R-A	Chromos agro d.d.	125.977	500 HRK
CHBL-R-A	Chromos boje i lakovi d.d.	287.740	300 HRK
CHGB-R-A	Chromos d.d.	18.096	3600 HRK
CKML-R-A	Čakovečki mlinovi d.d.	105.000	400 HRK
CNTZ-R-A	Coning turizam d.d.	146.510	220 HRK
CRAL-P-A	Croatia airlines d.d.	17.590	100 HRK
CRAL-P-A1	Croatia airlines d.d.	6.762	100 HRK
CRAL-P-A2	Croatia airlines d.d.	13.025	100 HRK
CRAL-P-A3	Croatia airlines d.d.	7.356	100 HRK
CRAL-P-A4	Croatia airlines d.d.	6.464	100 HRK
CRAL-R-A	Croatia airlines d.d.	4.924.279	200 HRK
CRBT-R-A	Croatia-baterije d.d.	180.090	300 HRK
CRLI-R-A	Croatia lloyd d.d.	145.076	800 HRK
CTKS-R-A	Čateks d.d.	246.201	300 HRK
DALS-R-A	Dalma d.d.	1.241.157	370 HRK
DDJH-R-A	Đuro Đaković holding d.d.	3.237.068	100 HRK
DDJM-R-A	Đuro Đaković montaža d d. Slavonski Brod	253.186	300 HRK
DIOK-R-A	Dioki d.d.	4.042.058	500 HRK
DIV-R-A	DIV d.d.	180.371	100 DEM
DKVS-R-A	Đakovština d.d.	1.053.563	300 HRK
DLKV-R-A	Dalekovod d.d.	2.293.812	100 HRK
DLTC-R-A	Dalit corp. d.d.	304.130	100 DEM
DLVN-R-A	Dalmacijavino d.d.	777.500	200 HRK
DRNJ-R-A	Drvenjača d. d.	223.990	300 HRK
DTR-R-A	DTR d.d.	107.850	100 DEM

Symbol	Issuer	Number of listed shares	Nominal value
DUPM-R-A	Dubrovačko primorje d.d.	354.410	300 HRK
EIG-R-A	EIG d.d.	1.536.613	300 HRK
ELCN-R-A	Elcon d.d.	229.120	200 HRK
ELKL-R-A	Elektrometal d.d.	83.867	380 HRK
ELKP-R-A	Elektroprojekt d.d.	89.800	380 HRK
ELPR-R-A	Elektropromet d.d.	334.860	300 HRK
ERNT-R-A	Ericsson Nikola Tesla d.d.	1.331.650	100 HRK
EXCL-R-A	Hotel Excelsior d.d.	474.947	100 HRK
EXPD-R-A	Exportdrvo d.d.	144.000	400 HRK
FNVC-R-A	Finvest Corp d. d.	617.751	400 HRK
FRNK-R-A	Franck d.d.	427.170	600 HRK
HBAS-R-A	Hoteli Baška d. d.	299.369	370 HRK
HBEL-R-A	Hotel Bellevue d.d.	43.834	300 HRK
HBRL-R-A	Hoteli Brela d.d.	525.270	200 HRK
HBVD-R-A	Hoteli Baška voda d.d.	286.383	300 HRK
HCRC-P-A	Hoteli Croatia d.d.	402.500	100 HRK
HCRC-R-A	Hoteli Croatia d.d.	1.079.040	100 HRK
HCVT-R-A	Hoteli Cavtat d.d.	614.180	200 HRK
HDBK-R-A	Dubrovnik - Babin kuk d.d.	1.765.010	300 HRK
HDEL-R-A	Hidroelekta niskogradnja d.d.	623.881	100 HRK
HDUZ-R-A	Hotel Dubrovnik d.d.	267.200	380 HRK
HEFA-R-A	Helios Faros d.d.	338.420	200 HRK
HGSP-R-A	HG Spot d.d.	330.000	100 HRK
HHLD-R-A	Hoteli Haludovo Malinska d.d.	10.732.908	20 HRK
HIMR-R-A	Imperial d.d.	635.855	400 HRK
HJDR-R-A	Hoteli Jadran d.d.	107.115	700 HRK
HMAM-R-A	Hoteli Makarska d.d.	1.119.470	200 HRK
HMDN-R-A	Hotel Medena d.d.	393.800	300 HRK
HMST-R-A	Hoteli Maestral d.d.	515.720	200 HRK
HNVI-R-A	Hoteli Novi d.d.	67.146	1800 HRK
HOMS-R-A	Hoteli Omišalj d. d.	244.242	200 HRK
HPB-R-A	HPB d.d.	531.618	1100 HRK
HPDG-R-A	Hoteli Podgora d.d.	366.250	370 HRK
HRBC-R-A	Rabac d.d.	1.012.220	370 HRK
HRBS-R-A	Herbos d.d.	188.264	380 HRK
HRDH-R-A	Hrvatski duhani d.d.	842.807	300 HRK
HTCP-R-A	Hoteli Tučepi, d.d.	548.200	300 HRK
HTPK-R-A	HTP Korčula d.d.	426.425	300 HRK
HTPO-R-A	HTP Orebić d.d.	175.820	200 HRK
HUPZ-R-A	HUP - Zagreb d.d.	495.601	400 HRK
HVDC-R-A	Hoteli Vodice d.d.	468.634	-

Symbol	Issuer	Number of listed shares	Nominal value
HZDZ-R-A	Hoteli Zadar d.d.	154.900	377,5 HRK
HZVG-R-A	Hoteli Živogošće d.d.	302.760	370 HRK
IGH-R-A	Institut Građevinarstva Hrvatske d.d.	158.580	400 HRK
IKBA-P-A	Istarska kreditna banka Umag d.d.	3.026	1100 HRK
IKBA-R-A	Istarska kreditna banka Umag d.d.	144.974	1100 HRK
ILRA-R-A	Ilirija d.d.	249.386	400 HRK
IMZV-R-A	Imunološki zavod d.d.	200.620	380 HRK
INDG-R-A	Industrogradnja d.d.	452.897	1000 HRK
INKR-R-A	Inker d.d.	1.451.886	100 HRK
IPKK-R-A	IPK Kandit d.d.	715.090	100 HRK
IPKO-R-A	IPK Osijek d.d.	8.550.320	100 HRK
ISTR-R-A	Istra d.d.	64.980	1700 HRK
JDBA-R-A	Jadranska banka d.d.	119.623	2000 HRK
JDGT-R-A	Jadroagent d.d.	123.015	400 HRK
JDHR-R-A	Jadran hoteli d.d.	261.840	370 HRK
JDKM-R-A	Jadrnkamen d.d.	217.330	370 HRK
JDOS-R-A	Jadransko osiguranje d.d.	125.000	400 HRK
JDPL-R-A	Jadroplov d.d.	1.636.674	360 HRK
JDRA-R-A	Jadranka d. d.	332.484	1000 HRK
JDRF-R-A	Jadran film d.d.	163.470	100 DEM
JDRN-R-A	Jadran d.d.	281.296	1800 HRK
JDTC-R-A	Jadran d.d.	141.633	300 HRK
JLSA-R-A	Jelsa d.d.	1.057.758	70 HRK
JMNC-R-A	Jamnica d.d.	22.126	3800 HRK
JNAF-R-A	Janaf d.d.	742.846	2700 HRK
JTMN-R-A	Jadran d.d. TMN	173.560	300 HRK
KABA-P-A	Karlovačka banka d.d.	10.824	100 HRK
KABA-R-A	Karlovačka banka d.d.	1.339.176	100 HRK
KBZ-R-A	Kreditna banka Zagreb d.d.	1.319.945	100 HRK
KMSK-R-A	Kamensko d.d.	212.671	400 HRK
KNZM-R-A	Konzum d.d.	22.702.860	1800 HRK
KODT-P-A	Končar - distributivni i specijalni transformatori d.d.	30.714	300 HRK
KODT-R-A	Končar - distributivni i specijalni transformatori d.d.	97.094	300 HRK
KOEI-R-A	Končar - elektroindustrija, d.d.	2.572.119	400 HRK
KOES-R-A	Koestlin d.d.	130.276	700 HRK
KOKA-R-A	Koka d.d.	903.220	200 HRK
KORF-R-A	Dom holding d.d.	8.113.359	100 HRK
KOSK-P-A	Končar - sklopna postrojenja d.d.	40.718	300 HRK
KOSK-R-A	Končar - sklopna postrojenja d.d.	68.842	300 HRK
KRAS-R-A	Kraš d.d.	1.373.621	400 HRK
KSST-R-A	Kaštelanski staklenici d.d.	113.593	2500 HRK

Symbol	Issuer	Number of listed shares	Nominal value
KTJV-R-A	Kutjevo d. d.	4.780.674	50 HRK
KTKS-R-A	Koteks d.d.	669.467	100 HRK
LANO-R-A	Laguna Novigrad d. d.	432.026	370 HRK
LANT-R-A	Lantea grupa d.d.	672.671	100 HRK
LCDS-R-A	Lucidus d.d.	2.531.200	100 HRK
LEDO-R-A	Ledo d.d.	220.170	380 HRK
LKPC-R-A	Luka Ploče d.d.	222.614	400 HRK
LKRI-R-A	Luka Rijeka d.d.	3.011.830	100 HRK
LLRB-R-A	Lola ribar d.d.	127.139	400 HRK
LPLH-R-A	Lošinjska plovidba - holding d.d.	662.416	370 HRK
LRH-R-A	Liburnia riviera hoteli d. d.	302.641	3200 HRK
LURA-R-A	Dukat d.d.	3.000.000	100 HRK
LVCV-R-A	Lavčević d.d.	478.200	300 HRK
MAIS-R-A	Maistra d. d.	10.257.393	-
MDAL-R-A	Marina Dalmacija d.d.	89.882	1300 HRK
MDPL-R-A	Meditranska plovidba d.d.	156.126	370 HRK
MGKP-R-A	MGK-pack d.d.	219.862	200 HRK
MIO-R-A	Mio d.d.	286.914	300 HRK
MIV-R-A	MIV d.d.	15.018	3700 HRK
MLNR-R-A	Mlinar d.d.	195.409	400 HRK
MLNR-R-B	Mlinar d.d.	60.000	660 HRK
MMBA-R-A	Međimurska banka d.d.	319.750	400 HRK
MNDS-R-A	Mundus d.d.	24.031	1870 HRK
MRNA-R-A	Mirna d.d.	368.040	100 HRK
MRSK-R-A	Maraska d.d.	318.793	300 HRK
MTC-R-A	MTČ d.d. Čakovec	62.452	1200 HRK
NACE-R-A	Našicecement d.d.	644.329	400 HRK
NVBA-R-A	Nava banka d.d.	151.610	400 HRK
OLVD-R-A	Olympia Vodice d.d.	468.786	-
PABA-R-A	Partner banka d.d.	891.000	100 HRK
PAN-R-A	PAN - trgopromet d.d.	532.207	100 HRK
PBZ-R-A	PBZ d.d.	19.074.769	100 HRK
PDBA-R-A	Podravska banka d.d.	420.762	400 HRK
PIKR-R-A	PIK d. d.	233.460	350 HRK
PIVK-R-A	PIK-Vinkovci d.d.	317.225	400 HRK
PKMI-R-A	PPK d.d.	96.136	400 HRK
PLAG-P-A	Plava laguna d.d.	105.000	1000 HRK
PLAG-R-A	Plava laguna d.d.	546.318	1800 HRK
PLCH-R-A	Palace hotel Zagreb d.d.	126.726	400 HRK
PLTO-R-A	Pluto d.d.	87.440	400 HRK
PLJK-R-A	Puljanka d.d.	1.055.558	100 HRK

Symbol	Issuer	Number of listed shares	Nominal value
PPOR-R-A	PP Orahovica d.d.	165.803	700 HRK
PRFC-R-A	Proficio d.d.	3.912.908	100 HRK
PRMS-R-A	Primošten d.d.	1.290.774	200 HRK
PTKM-R-A	Petrokemija d.d.	3.341.117	270 HRK
PUNT-P-A	Pounje d.d.	600.000	10 HRK
PUNT-R-A	Pounje d.d.	2.666.700	10 HRK
PURI-R-A	Puris d. d.	625.801	-
RGNC-R-A	Regeneracija d.d.	25.714	2000 HRK
RIBA-R-A	Erste&Steiermärkische Bank d. d.	16.984.175	100 HRK
RIVP-R-A	Riviera Poreč d.d.	3.653.517	300 HRK
RIZO-R-A	RIZ-odašiljači d.d.	374.179	370 HRK
RVTR-R-A	Rovinjturist d. d.	113.210	-
SAPN-R-A	Saponia d.d.	658.564	300 HRK
SCOS-R-A	Sunce osiguranje d.d.	200.000	100 HRK
SDBA-R-A	Banka splitsko-dalmatinska d.d.	471.620	100 HRK
SLDM-R-A	Slobodna Dalmacija d.d.	1.542.666	100 HRK
SLMK-R-A	Slavonija MK d.d.	359.487	200 HRK
SLRS-R-A	Solaris d.d.	617.716	300 HRK
SLTK-R-A	Slavonijatekstil d.d.	10.640	3600 HRK
SMNS-R-A	Siemens d.d.	945.906	100 HRK
SNBA-R-A	Slatinska banka d.d.	918.972	100 HRK
SPVA-R-A	Spačva d.d. Vinkovci	276.522	300 HRK
SSNC-P-A1	Banco Popolare Croatia	18.200	500 HRK
SSNC-R-A	Banco Popolare Croatia	135.460	500 HRK
STBA-R-A	Societe generale-splitska banka d.d.	4.914.258	100 HRK
SUNH-R-A	Sunčani Hvar d.d.	7.310.971	100 HRK
TANG-R-A	Tang tvornica alata d.d.	145.000	500 HRK
TDZ-R-A	Tvornica duhana Zagreb d.d.	324.808	700 HRK
TEP-R-A	TEP d.d.	377.847	200 HRK
THMT-R-A	Tehnomont d. d.	268.321	300 HRK
THNK-R-A	Tehnika d.d.	189.460	900 HRK
TISK-R-A	Tisak d.d.	2.386.587	100 HRK
TKPR-R-A	Tekstilpromet d.d.	93.873	400 HRK
TLM-R-A	TLM d.d.	1.840.082	300 HRK
TMPO-R-A	Tempo d.d.	607.952	100 HRK
TNKC-R-A	Tankerkomerc d.d.	34.182	1880 HRK
TNPL-R-A	Tankerska plovidba d.d.	626.385	600 HRK
TNSA-R-A	Transadria d.d.	28.755	1910 HRK
TOZ-R-A	TOZ penkala, Tvornica olovaka Zagreb d.d.	200.000	300 HRK
TRKT-R-A	Trokut d.d.	121.302	300 HRK
TSTR-R-A	Tekstilstroj d.d.	114.442	300 HRK

Symbol	Issuer	Number of listed shares	Nominal value
TUHO-R-A	Turisthotel d.d.	409.756	300 HRK
ULPL-R-A	Uljanik Plovidba d. d.	580.000	400 HRK
ULJN-R-A	Uljanik brodogradilište d. d.	2.236.253	300 HRK
UNPP-R-A	Unijapapir d.d.	19.210	1800 HRK
VDKT-R-A	Viadukt d.d.	307.000	300 HRK
VIS-R-A	Vis d.d.	517.839	100 HRK
VJSN-R-A	Vjesnik d.d.	1.061.683	100 HRK
VLDS-R-A	Fima validus d.d.	2.701.538	100 HRK
VLHO-R-A	Valamar grupa d.d.	6.641.246	-
VLPV-R-A	PPK Valpovo d.d.	407.790	300 HRK
VPIK-R-A	Vupik d.d.	1.422.127	400 HRK
VRBS-R-A	Vrboska d.d.	128.650	300 HRK
VSK-R-A	Banka kovanica d.d.	805.420	100 HRK
ZABA-R-A	Zagrebačka banka d.d.	64.048.391	380 HRK
ZAPI-R-A	Zagrebačka pivovara d.d.	620.450	300 HRK
ZDNK-R-A	Zdenka d.d.	458.068	300 HRK
ZITP-R-A	Žitoproizvod d.d.	109.300	400 HRK
ZLAR-R-A	Zlatni rat d.d.	552.319	370 HRK
ZLTO-R-A	Zlatni otok d.d.	357.590	360 HRK
ZLJS-R-A	Željezara Split d.d.	184.883	1200 HRK
ZPKL-R-A	Zagrebačke pekarnice Klara d.d.	283.760	400 HRK
ZTNJ-R-A	Žitnjak d.d.	205.643	690 HRK
ZVCV-R-A	Zvečevo d.d.	307.808	200 HRK
ZVZD-R-A	Zvijezda d.d.	100.257	2000 HRK
Parallel Market			
ADBK-R-A	Auto-Dubrovnik d.d.	60.073	300 HRK
AGED-R-A	Agram educa d.d.	41.000	1000 HRK
AGLG-R-A	Agrolaguna d. d.	58.487	2500 HRK
AHRV-R-A	Auto Hrvatska d.d. Split	21.212	500 DEM
ASC-R-A	Autoservisni centar d.d.	28.256	300 HRK
ATSK-R-A	Autotransport Karlovac d.d.	92.000	200 HRK
AUSL-R-A	Autoslavonija d.d.	44.328	300 HRK
AUTR-R-A	Autotransport d.d.	586.673	30 HRK
BAOT-R-A	Baotić d.d.	43.740	400 HRK
BCIN-R-A	BC institut d.d.	16.650	1800 HRK
BDSS-R-A	Brodospas d.d.	372.331	80 HRK
BGAT-R-A	Bagat-trgovina d.d.	27.804	370 HRK
BJPL-R-A	Bojoplast d.d.	8.628	370 HRK
BOR-R-A	Bor d. d.	89.240	300 HRK
BRBA-P-A	Banka Brod d. d.	2.547	3800 HRK
BRBA-R-A	Banka Brod d. d.	8.284	3800 HRK

Symbol	Issuer	Number of listed shares	Nominal value
BRNI-R-A	Brioni d.d.	55.520	300 HRK
BZJK-R-A	Božjakovina d.d.	204.989	300 HRK
CBUS-R-A	Croatia-bus d.d.	239.603	370 HRK
CDBA-R-A	Credo banka d.d.	150.040	400 HRK
CNMR-R-A	Cenmar d.d.	244.365	100 HRK
CROR-R-A	Croatia records d.d.	114.066	200 HRK
CSKA-R-A	Ceste Karlovac d.d.	95.095	100 HRK
DBPS-R-A	Dubravica d.d.	61.220	770 HRK
DHBJ-R-A	Euroduhan d.d.	8.115	1800 HRK
DIKL-R-A	DI Klana d. d.	10.657	3500 HRK
DRMC-R-A	Derma d.d.	43.292	400 HRK
DRVP-R-A	Drvoplast d.d.	44.760	380 HRK
DSNE-R-A	Donje Svetice nekretnine d.d.	70.833	360 HRK
ED63-R-A	Euro daus 1963 d.d.	71.182	200 HRK
EHOS-R-A	Euroherc osiguranje d.d.	305.010	200 HRK
EKOM-R-A	Eko međimurje d.d.	70.238	400 HRK
ELKM-R-A	Elektromaterijal d.d.	74.999	400 HRK
ELTR-R-A	Elektroda Zagreb d.d.	83.879	300 HRK
ENRE-R-A	Energoremont d.d.	44.110	300 HRK
ETZ-R-1	ETZ d.d. Osijek	11.246	300 HRK
EUDS-R-A	Euro Daus d.d.	71.182	200 HRK
GFZK-R-A	Geofizika d.d.	92.460	300 HRK
GIPK-R-A	GP Krk d.d.	78.942	380 HRK
GPZG-R-A	Zagorje d.d.	33.080	380 HRK
HARG-R-A	Grand Villa Argentina d.d.	1.554.972	100 HRK
HEMR-R-A	Hemar d.d.	11.199	100 HRK
HPLT-R-A	Hoteli Plat d.d.	197.255	300 HRK
HSPT-R-A	Hospitalija d.d.	102.212	100 HRK
IGML-R-A	IGM d.d. Lepoglava	174.930	400 HRK
INFS-R-A	Infosistem d.d.	53.557	400 HRK
ISAU-R-A	Istra - auto d.d.	83.523	200 HRK
ISGF-P-B	Istragrafika d.d.	54.639	200 HRK
ITC-R-A	ITC d.d.	36.726	600 HRK
IVEX-R-A	Istravino d. d.	148.635	400 HRK
IVNC-R-A	Ivančica d.d.	23.556	400 HRK
JLEN-R-A	Jelen d.d. Čakovec	66.268	400 HRK
KMEN-R-A	Kamen d.d.	99.458	300 HRK
KMKA-R-A	Kemika d.d.	95.259	300 HRK
KODS-R-A	Kordun d.d.	106.427	100 HRK
KOMI-P-A	Končar - montažni inženjering d.d.	19.706	300 HRK
KOMI-R-A	Končar - montažni inženjering d.d.	19.719	300 HRK

Symbol	Issuer	Number of listed shares	Nominal value
KOSN-P-A	Končar - električni aparati srednjeg napona d.d.	26.383	300 HRK
KOSN-R-A	Končar - električni aparati srednjeg napona d.d.	39.216	300 HRK
KOTR-P-A	Končar - mjerni transformatori d.d.	27.132	300 HRK
KOTR-R-A	Končar - mjerni transformatori d.d.	36.165	300 HRK
KOVA-P-A	Končar - električni visokonaponski aparati d.d.	16.446	300 HRK
KOVA-R-A	Končar - električni visokonaponski aparati d.d.	48.890	300 HRK
KRDN-R-A	Kordun d.d.	256.320	50 HRK
KTKA-R-A	Kotka d.d.	36.550	800 HRK
LANA-R-A	Lana-karlovačka tiskara d.d.	60.801	380 HRK
LKZD-R-A	Luka Zadar d.d.	106.246	200 HRK
LMPR-R-A	Lipa Mill proizvodnja d.d.	70.833	360 HRK
LNIA-R-A	Lonia d.d.	100.297	200 HRK
LOVI-R-A	Model pakiranja d.d.	419.506	200 HRK
MBTN-R-A	Međimurje beton d.d.	53.309	
MDSP-R-A	Modra špilja d.d.	61.655	300 HRK
MILS-R-A	Mils, mljekara Split d.d.	60.706	100 DEM
MIVA-R-A	Vajda d.d.	64.930	390 HRK
MKTL-R-A	Merkantile d.d.	67.180	380 HRK
MLDN-R-A	Mladina d.d.	96.098	300 HRK
MMTZ-R-A	Montmontaža d.d.	8.028	3500 HRK
MNTK-R-A	Montkemija d.d.	47.494	300 HRK
NEXE-R-A	Nexe grupa d.d.	473.189	200 HRK
PAUL-R-A	Paulana d.d.	43.264	500 HRK
PSMR-R-A	Pismorad d.d.	23.290	370 HRK
PZC-R-A	PZC Ssplit d.d.	49.500	380 HRK
PZCV-R-A	PZC Varaždin d.d.	156.895	100 HRK
RBAG-R-A	Riba d.d.	20.318	400 HRK
RCNC-R-A	R.C. d.d.	8.049	300 HRK
RVRA-R-A	Rivijera d.d.	277.161	330 HRK
RZVL-R-A	Farmal d.d.	104.924	300 HRK
SEM-R-A	Split tours d.d.	28.435	100 HRK
SLAX-R-A	SILAX d.d.	94.494	100 HRK
SLTR-R-A	Slavijatrans d.d.	80.470	300 HRK
SM86-R-A	SEM 1986 d.d.	136.432	100 HRK
SMBA-R-A	Samoborska banka d.d.	70.354	700 HRK
SNHO-R-A	SN holding d.d.	2.950.000	-
SOUC-R-A	Son-ugo-cor d.d.	89.150	400 HRK
SPNV-R-A	Spin Valis d. d. Požega	72.905	400 HRK
SPPL-R-A	Splitska plovidba d.d.	187.767	300 HRK
TIMT-R-A	TIM d.d.	285.400	100 HRK
TKZD-R-A	Tvornica kruha Zadar d.d.	47.890	370 HRK

Symbol	Issuer	Number of listed shares	Nominal value
TNER-R-A	Tanker d.d.	78.000	100 HRK
TRMP-R-A	TERMOPLIN d.d.	50.013	400 HRK
TRST-R-A	Trast d.d.	12.148	2000 HRK
TSHC-R-A	Tvornica stočne hrane d.d.	13.551	800 HRK
URIH-R-A	Urbanistički institut Hrvatske d.d.	22.898	300 HRK
VDMV-R-A	Vodomaterijal d.d.	41.084	100 HRK
VGVI-R-A	Vrgorka-vinarija d.d.	29.936	380 HRK
VISK-R-A	Vis konfekcija d.d. Varaždin	18.494	1500 HRK
VLVI-R-A	Vinoplod-vinarija d.d.	11.146	2600 HRK
VZVJ-R-A	Varaždinec d.d.	9.675	300 HRK
ZEP-R-A	Zagrebačko elektrotehničko poduzeće d.d.	75.560	370 HRK
ZRNS-R-A	Zrinski d.d.	64.176	400 HRK
ZSZG-R-A	Zaštita-Zagreb d.d.	5.778	1880 HRK

4. Listed Bonds

Symbol	Issuer	Nominal value	Listed quantity	Coupon rate	Maturity
Official Market					
ATGR-O-11CA	Atlantic grupa d.d.	1 HRK	115.000.000	5,7500	6.12.2011
BLSC-O-091A	Belišće d.d.	1 EUR	8.000.000	5,5000	14.1.2009
FNOI-D-091A	Fond za naknadu oduzete imovine	5,11 EUR	666.929	0,0000	1.1.2009
FNOI-D-097A	Fond za naknadu oduzete imovine	5,11 EUR	666.929	0,0000	1.7.2009
FNOI-D-101A	Fond za naknadu oduzete imovine	5,11 EUR	666.929	0,0000	1.1.2010
FNOI-D-107A	Fond za naknadu oduzete imovine	5,11 EUR	666.929	0,0000	1.7.2010
FNOI-D-111A	Fond za naknadu oduzete imovine	5,11 EUR	666.929	0,0000	1.1.2011
FNOI-D-117A	Fond za naknadu oduzete imovine	5,11 EUR	666.929	0,0000	1.7.2011
FNOI-D-121A	Fond za naknadu oduzete imovine	5,11 EUR	666.929	0,0000	1.1.2012
FNOI-D-127A	Fond za naknadu oduzete imovine	5,11 EUR	666.929	0,0000	1.7.2012
FNOI-D-131A	Fond za naknadu oduzete imovine	5,11 EUR	666.929	0,0000	1.1.2013
FNOI-D-137A	Fond za naknadu oduzete imovine	5,11 EUR	666.929	0,0000	1.7.2013
FNOI-D-141A	Fond za naknadu oduzete imovine	5,11 EUR	666.929	0,0000	1.1.2014
FNOI-D-147A	Fond za naknadu oduzete imovine	5,11 EUR	666.929	0,0000	1.7.2014
FNOI-D-151A	Fond za naknadu oduzete imovine	5,11 EUR	666.929	0,0000	1.1.2015
FNOI-D-157A	Fond za naknadu oduzete imovine	5,11 EUR	666.929	0,0000	1.7.2015
FNOI-D-161A	Fond za naknadu oduzete imovine	5,11 EUR	666.929	0,0000	1.1.2016
FNOI-D-167A	Fond za naknadu oduzete imovine	5,11 EUR	666.929	0,0000	1.7.2016
FNOI-D-171A	Fond za naknadu oduzete imovine	5,11 EUR	666.929	0,0000	1.1.2017
FNOI-D-177A	Fond za naknadu oduzete imovine	5,11 EUR	666.929	0,0000	1.7.2017
FNOI-D-181A	Fond za naknadu oduzete imovine	5,11 EUR	666.929	0,0000	1.1.2018
FNOI-D-187A	Fond za naknadu oduzete imovine	5,11 EUR	666.929	0,0000	1.7.2018
FNOI-D-191A	Fond za naknadu oduzete imovine	5,11 EUR	666.929	0,0000	1.1.2019

Symbol	Issuer	Nominal value	Listed quantity	Coupon rate	Maturity
FNOI-D-197A	Fond za naknadu oduzete imovine	5,11 EUR	666.929	0,0000	1.7.2019
GDKC-O-116A	Grad Koprivnica	1 HRK	60.000.000	6,5000	29.6.2011
GDRI-O-167A	Grad Rijeka	1 EUR	16.383.008	4,1250	18.7.2016
GDST-O-137A	Grad Split	1 EUR	8.000.000	4,5625	24.7.2013
GDST-O-15BA	Grad Split	1 EUR	8.100.000	4,7500	27.11.2015
GDZD-O-119A	Grad Zadar	1 EUR	18.500.000	5,5000	1.9.2011
HBOR-O-112A	Hrvatska banka za obnovu i razvitak d.d.	1 EUR	300.000.000	4,8800	11.2.2011
HEP-O-13BA	HEP d.d.	1 HRK	500.000.000	5,0000	29.11.2013
HEP-O-17CA	HEP d.d.	1 HRK	700.000.000	6,5000	7.12.2017
INGR-O-11CA	Ingra d.d.	1 HRK	200.000.000	6,1250	6.12.2011
JDGL-O-126A	Jadran - galenski laboratorij d. d.	1 HRK	125.000.000	5,6500	11.6.2012
JDRA-O-129A	Jadranka d. d.	1 HRK	75.000.000	6,4750	13.9.2012
JRLN-O-12AA	Jadrolinija	1 HRK	70.000.000	6,5000	25.10.2012
MDKA-O-087A	Medika d.d.	1 EUR	16.500.000	4,5000	11.7.2008
NEXE-O-116A	Nexe grupa d.d.	1 HRK	750.000.000	5,5000	14.6.2011
OIV-O-14BA	Odašiljači i veze d.o.o.	1 HRK	100.000.000	7,2500	20.11.2014
OPTE-O-142A	OT-optima telekom d.d.	1 HRK	250.000.000	9,1250	1.2.2014
PLOR-O-133A	Plodine d. d.	1 HRK	100.000.000	9,0000	4.3.2013
PODR-O-115A	Podravka d.d.	1 HRK	375.000.000	5,1250	17.5.2011
RBA-O-112A	Raiffeisenbank Austria d.d.	1 HRK	600.000.000	4,1250	10.2.2011
RHMF-O-08CA	Ministarstvo financija Republike Hrvatske	1 EUR	200.000.000	6,8750	14.12.2008
RHMF-O-103A	Ministarstvo financija Republike Hrvatske	1 HRK	3.000.000.000	6,7500	8.3.2010
RHMF-O-125A	Ministarstvo financija Republike Hrvatske	1 EUR	500.000.000	6,8750	23.5.2012
RHMF-O-137A	Ministarstvo financija Republike Hrvatske	1 HRK	4.000.000.000	4,5000	11.7.2013
RHMF-O-142A	Ministarstvo financija Republike Hrvatske	1 EUR	650.000.000	5,5000	10.2.2014
RHMF-O-157A	Ministarstvo financija Republike Hrvatske	1 EUR	350.000.000	4,2500	14.7.2015
RHMF-O-15CA	Ministarstvo financija Republike Hrvatske	1 HRK	5.500.000.000	5,2500	15.12.2015
RHMF-O-172A	Ministarstvo financija Republike Hrvatske	1 HRK	5.500.000.000	4,7500	8.2.2017
RHMF-O-19BA	Ministarstvo financija Republike Hrvatske	1 EUR	500.000.000	5,3750	29.11.2019
RPRO-O-181A	Rijeka promet d. d.	1 HRK	192.000.000	6,8130	25.1.2018
Regular Market					
GROS-O-17AA	Grad Osijek	1 HRK	25.000.000	5,5000	30.10.2017
GRVI-O-17AA	Grad Vinkovci	1 HRK	42.000.000	5,5000	23.10.2017
Parallel Market					
HOTR-O-941A	Hospitalija trgovina d.o.o.	1 HRK	75.000.000	8,2500	5.10.2009
MTEL-O-097A	Metronet telekomunikacije d.d.	1 HRK	120.000.000	8,5000	28.7.2009

5. Listed certificates

Symbol	Issuer	Nominal value	Listed quantity
RHMJ-A-A	Republika Hrvatska	1 HRK	400.000.000
RHMF-A-A	Republika Hrvatska	1 HRK	644.750.000

6. Listed Commercial Papers

Symbol	Issuer	Nominal value	Listed quantity
Official Market			
INGR-M-840A	Ingra d.d.	1 HRK	38.000.000
MDKA-M-843A	Medika d.d.	1 HRK	70.000.000
MGMA-M-906A	Magma d.d.	1 HRK	75.000.000
MGMA-M-916A	Magma d.d.	1 HRK	85.000.000
PLOR-M-914A	Plodine d. d.	1 HRK	33.000.000
VART-M-926A	Varteks d. d.	1 HRK	50.000.000
Regular Market			
DIMS-M-828A	Digitel medijski servisi d.o.o.	1 HRK	50.000.000
HITE-M-914A	H1 Telekom d.d.	1 HRK	45.000.000
HGSP-M-838A	HG Spot d.d.	1 HRK	50.000.000
IGH-M-926A	Institut Građevinarstva Hrvatske d.d.	1 HRK	80.000.000
KSIN-M-911A	Konstruktor inženjering d.d.	1 HRK	100.000.000
MSAN-M-836A	M SAN grupa d.d.	1 HRK	45.000.000
MSAN-M-845A	M SAN grupa d.d.	1 HRK	28.900.000
MSAN-M-903A	M SAN grupa d.d.	1 HRK	10.150.000
TEAM-M-905A	TEAM d.d.	1 HRK	40.000.000
WUSP-M-849A	Wulf Sport d.o.o	1 HRK	8.500.000
ZGMN-M-851A	Zagreb-Montaža d.o.o.	1 HRK	30.000.000
ZGMN-M-910A	Zagreb-Montaža d.o.o.	1 HRK	20.000.000

7. Methodological Remarks

- 1) High is the highest trading price for a share in the selected period of time.
- 2) Low is the lowest trading price for a share in the selected period of time.
- 3) Last is the price of the last trade for a share in the selected period of time.
- 4) The performance of shares is calculated with the last prices in the compared periods.
- 5) Reported trades are trades with bonds greater than 3,000,000 HRK in accordance with the Zagreb Stock Exchange Rules.
- 6) Institutional trades are trades reported to the Zagreb Stock Exchange by institutional investors in accordance with Securities Law.
- 7) For the price curve daily closing prices are used.
- 8) Earnings per share is the ratio of net income and common stocks.
Price earnings ratio is the ratio of last price and earning per share.
Dividend yield is the ratio of payed dividend per share and last price.